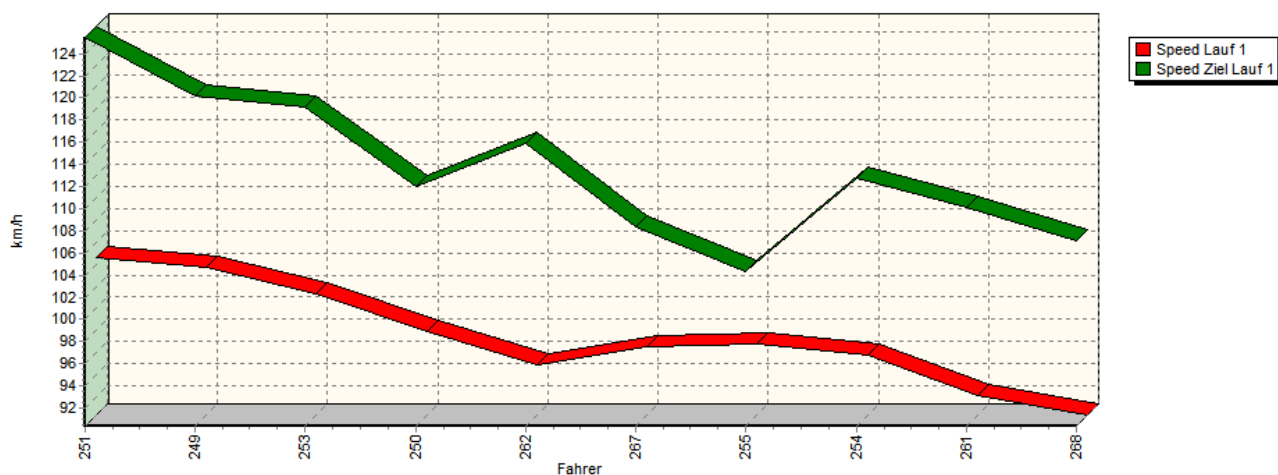


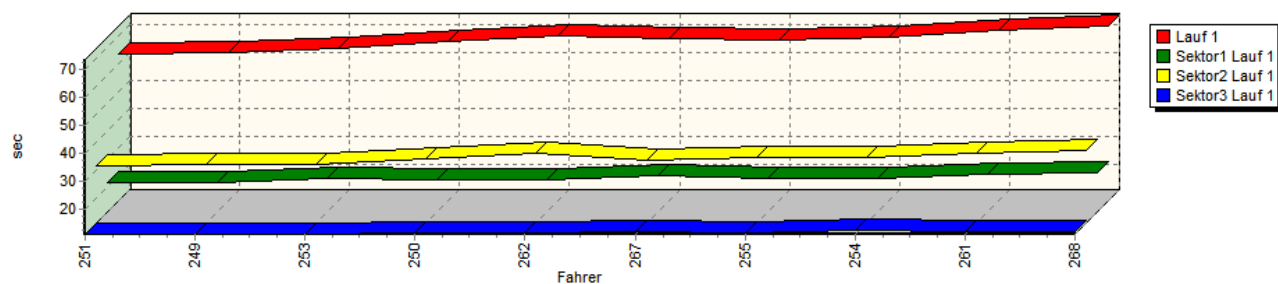
Sektorzeiten & Speeds

Groupe E1-Nat.+E1-FIA+E1-EX+E1-Berg(DMSB)+H(DMSB)+CTC/CGT(DMSB)+FS(DMSB)+gr. nat. Classe 24: +2000-3000 ccm

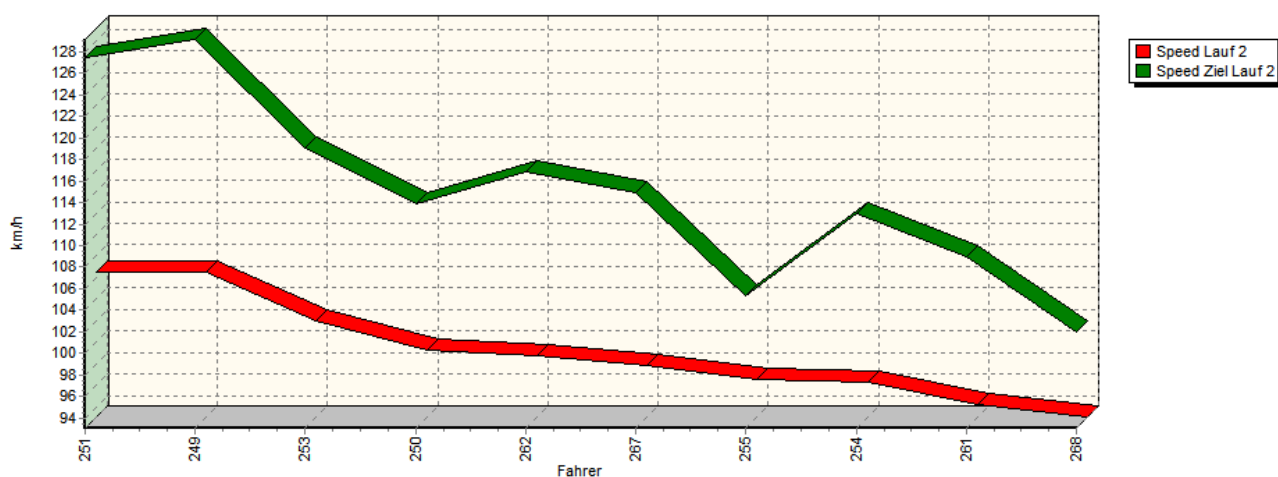
Speed-Diagramm Lauf 1



Sektor-Diagramm (Rest) Lauf 1



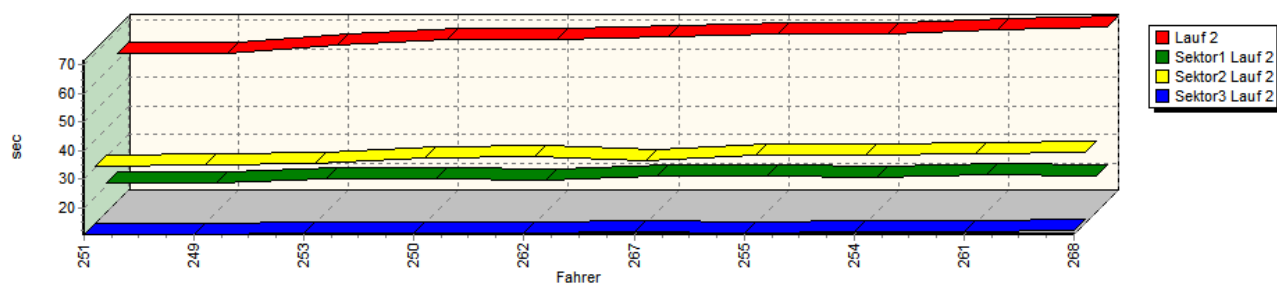
Speed-Diagramm Lauf 2



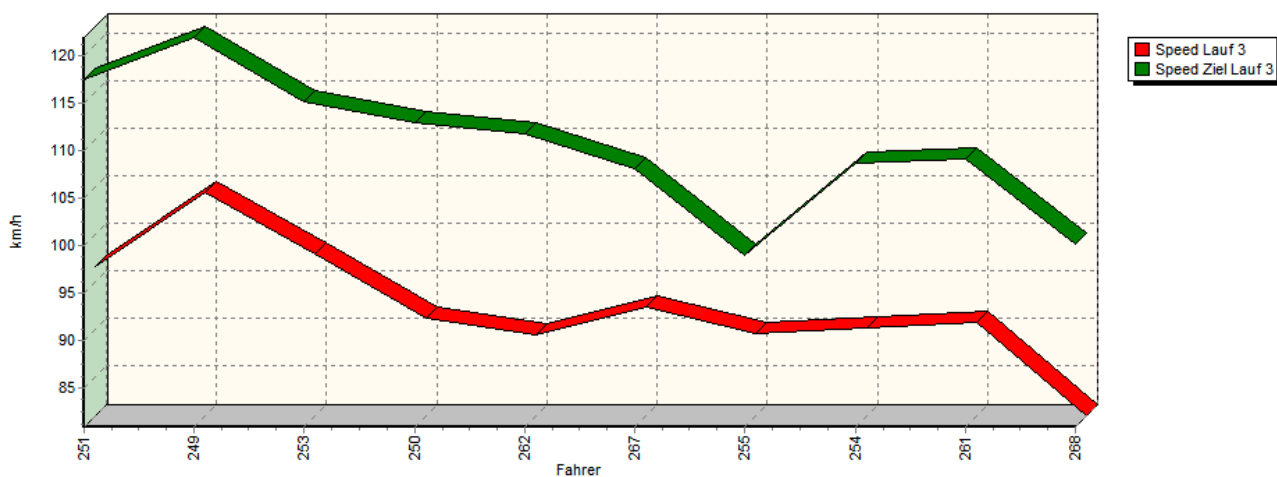
Sektorzeiten & Speeds

Groupe E1-Nat.+E1-FIA+E1-EX+E1-Berg(DMSB)+H(DMSB)+CTC/CGT(DMSB)+FS(DMSB)+gr. nat. Classe 24: +2000-3000 ccm

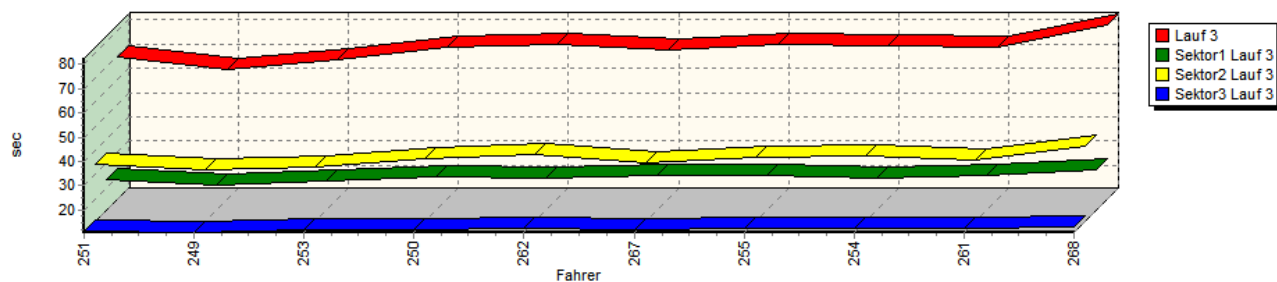
Sektor-Diagramm (Rest) Lauf 2



Speed-Diagramm Lauf 3



Sektor-Diagramm (Rest) Lauf 3



Rg.	Nr.	Sektor 1	Sektor 2	Sektor 3	Speed Ziel	Laufzeit	Speed (Lauf)	
1	251	GÖSER Günter		Opel Kadett C Coupe 16V				
		Lauf 1:	00:21.358	00:31.474	00:10.811	125,46 km/h	01:03.643	104,65 km/h
		Lauf 2:	00:21.111	00:30.730	00:10.707	127,42 km/h	01:02.548	106,48 km/h
		Lauf 3:	00:23.303	00:34.003	00:11.656	117,54 km/h	01:08.962	96,57 km/h



European Hill Race

Bergrennen in Eschdorf

6. - 7. Mai 2017

Luxemburger Bergmeisterschaft für Tourenwagen 2017

Luxemburger Bergmeisterschaft für Sportwagen 2017

DMSB Automobil-Berg-Cup 2017 / DMSB Team-Cup 2017

KW Berg-Cup 2017



Sektorzeiten & Speeds

Groupe E1-Nat.+E1-FIA+E1-EX+E1-Berg(DMSB)+H(DMSB)+CTC/CGT(DMSB)+FS(DMSB)+gr. nat. Classe 24: +2000-3000 ccm

Rg.	Nr.	Sektor 1	Sektor 2	Sektor 3	Speed Ziel	Laufzeit	Speed (Lauf)
2	249	MURRAY Keith	Audi 80 quattro				
		Lauf 1: 00:21.383	00:31.809	00:10.986	120,16 km/h	01:04.178	103,77 km/h
		Lauf 2: 00:20.826	00:30.930	00:10.799	129,16 km/h	01:02.555	106,46 km/h
		Lauf 3: 00:21.244	00:31.724	00:10.811	121,92 km/h	01:03.779	104,42 km/h
3	253	GAPP Marcel	BMW M3 E36				
		Lauf 1: 00:22.680	00:32.067	00:11.016	119,17 km/h	01:05.763	101,27 km/h
		Lauf 2: 00:22.191	00:31.850	00:11.234	119,12 km/h	01:05.275	102,03 km/h
		Lauf 3: 00:23.012	00:33.251	00:11.788	115,12 km/h	01:08.051	97,87 km/h
4	250	BÄRTL Alexander	Opel Nemeth Kadett C Limo				
		Lauf 1: 00:22.571	00:34.037	00:11.379	112,01 km/h	01:07.987	97,96 km/h
		Lauf 2: 00:22.335	00:33.527	00:11.254	113,88 km/h	01:07.116	99,23 km/h
		Lauf 3: 00:24.806	00:36.392	00:11.834	113,01 km/h	01:13.032	91,19 km/h
5	262	WEBER Hauke	Audi 80 quattro				
		Lauf 1: 00:22.583	00:36.110	00:11.444	115,92 km/h	01:10.137	94,96 km/h
		Lauf 2: 00:21.759	00:34.266	00:11.423	116,91 km/h	01:07.448	98,74 km/h
		Lauf 3: 00:23.827	00:38.372	00:12.265	111,74 km/h	01:14.464	89,44 km/h
6	267	JORAY Sébastien	BMW M3 E36				
		Lauf 1: 00:23.654	00:33.611	00:11.767	108,42 km/h	01:09.032	96,48 km/h
		Lauf 2: 00:23.513	00:32.844	00:11.717	114,89 km/h	01:08.074	97,83 km/h
		Lauf 3: 00:25.223	00:35.110	00:11.837	108,06 km/h	01:12.170	92,28 km/h
7	255	OSTERMANN Thomas	BMW E30 Hartge				
		Lauf 1: 00:23.124	00:34.320	00:11.410	104,28 km/h	01:08.854	96,73 km/h
		Lauf 2: 00:23.241	00:34.336	00:11.411	105,31 km/h	01:08.988	96,54 km/h
		Lauf 3: 00:25.097	00:36.947	00:12.302	99,01 km/h	01:14.346	89,58 km/h
8	254	SCHLACHTER Karl-Heinz	BMW 2002tii Alpina				
		Lauf 1: 00:22.822	00:34.617	00:12.069	112,74 km/h	01:09.508	95,82 km/h
		Lauf 2: 00:22.688	00:34.608	00:11.885	113,01 km/h	01:09.181	96,27 km/h
		Lauf 3: 00:23.756	00:37.447	00:12.647	108,68 km/h	01:13.850	90,18 km/h
9	261	GÜRTZGEN Friedhelm	BMW Compact 318i				
		Lauf 1: 00:24.210	00:36.087	00:11.986	110,18 km/h	01:12.283	92,14 km/h
		Lauf 2: 00:23.850	00:34.987	00:11.852	109,00 km/h	01:10.689	94,22 km/h
		Lauf 3: 00:24.992	00:36.061	00:12.319	109,16 km/h	01:13.372	90,77 km/h
10	268	CARTIAUX Dany	Opel Commodore B				
		Lauf 1: 00:24.686	00:37.094	00:11.907	107,16 km/h	01:13.687	90,38 km/h
		Lauf 2: 00:23.542	00:35.713	00:12.338	101,99 km/h	01:11.593	93,03 km/h
		Lauf 3: 00:27.668	00:41.682	00:13.015	100,18 km/h	01:22.365	80,86 km/h