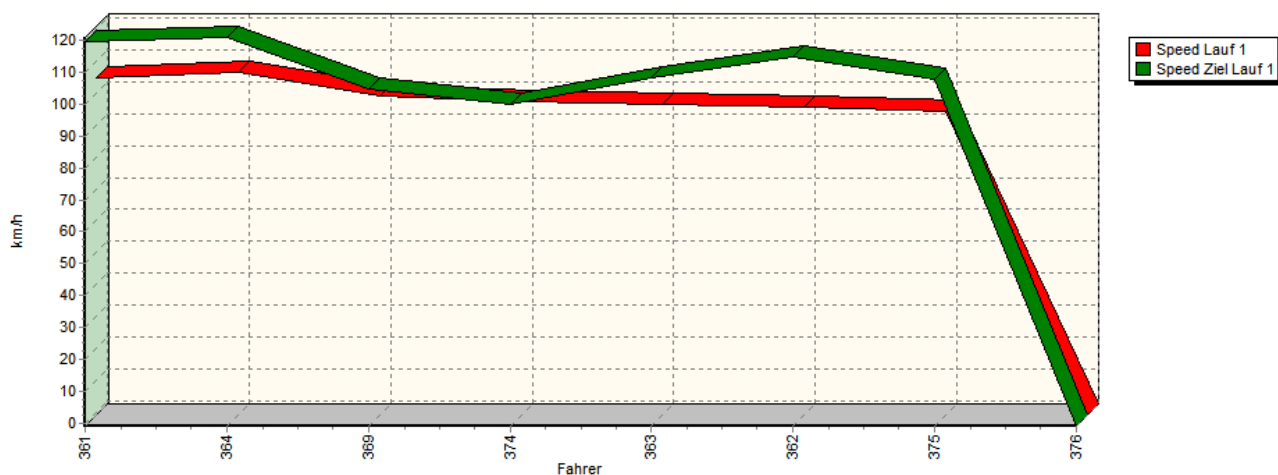


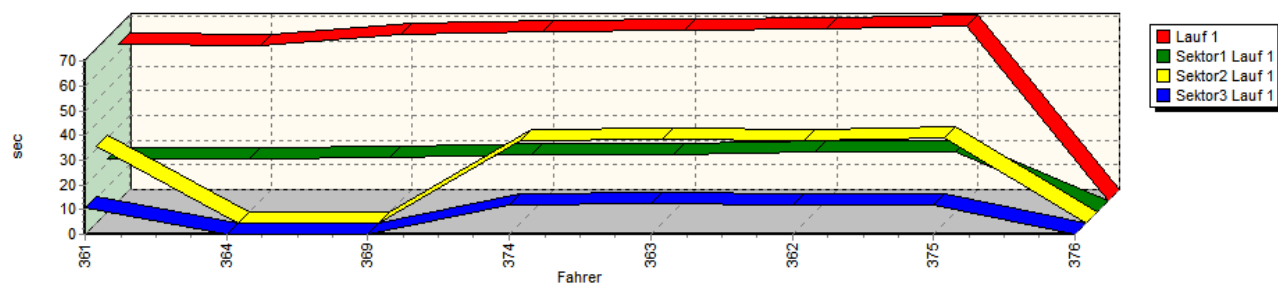
Sektorzeiten & Speeds

Groupe E1-Nat.+E1-FIA+E1-EX+E1-Berg(DMSB)+H(DMSB)+CTC/CGT(DMSB)+FS(DMSB)+gr. nat. Classe 22c: +1400-1600 ccm

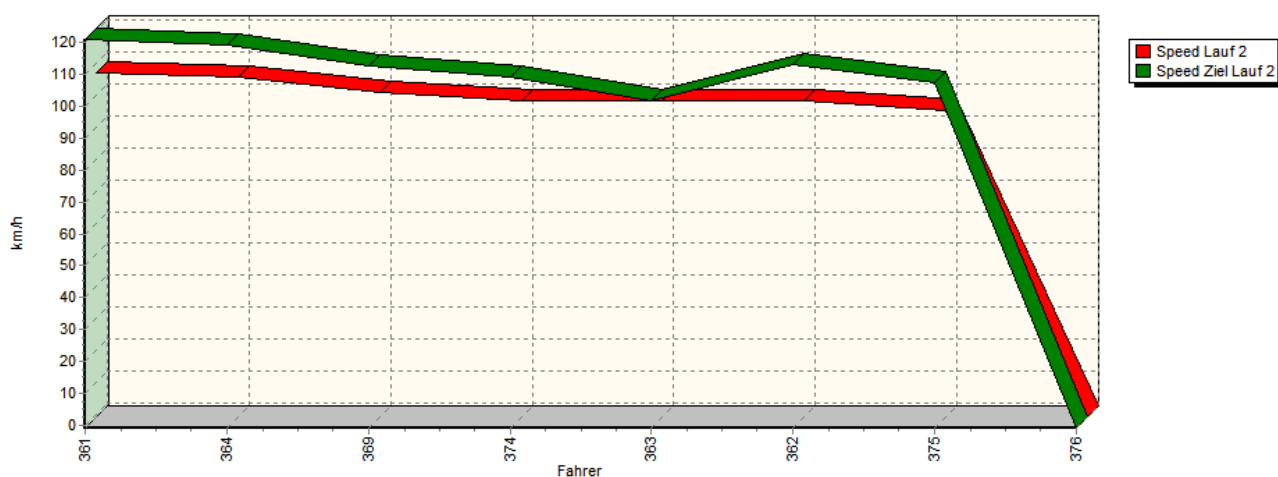
Speed-Diagramm Lauf 1



Sektor-Diagramm (Rest) Lauf 1



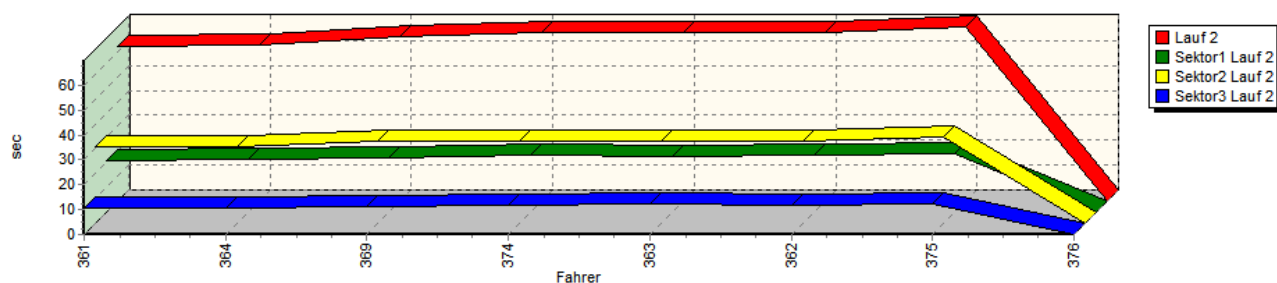
Speed-Diagramm Lauf 2



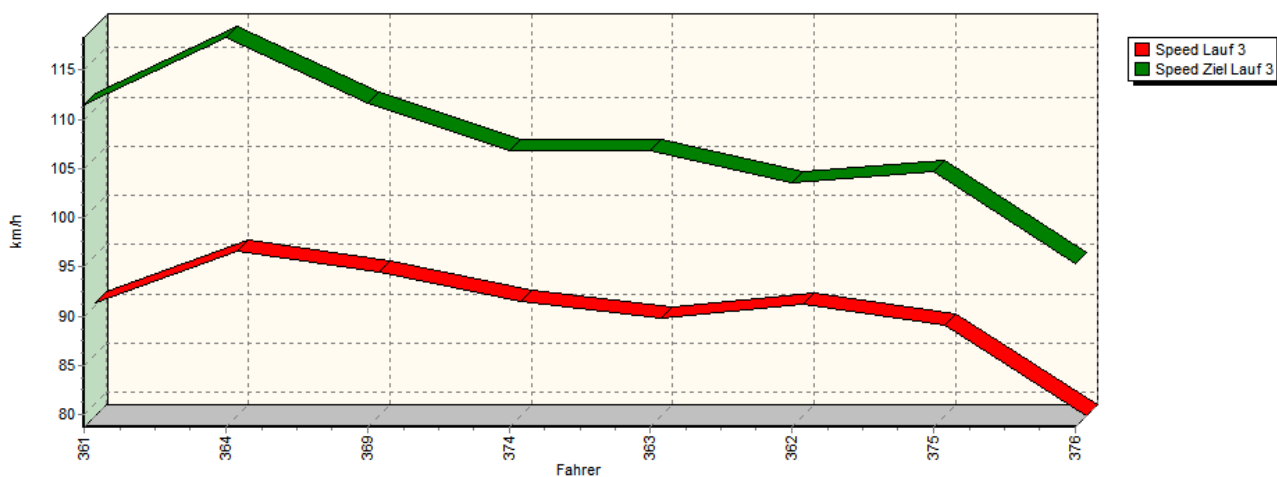
Sektorzeiten & Speeds

Groupe E1-Nat.+E1-FIA+E1-EX+E1-Berg(DMSB)+H(DMSB)+CTC/CGT(DMSB)+FS(DMSB)+gr. nat. Classe 22c: +1400-1600 ccm

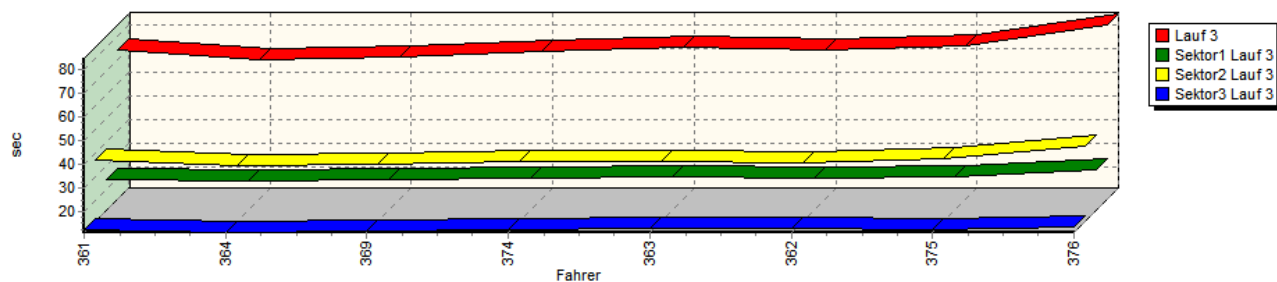
Sektor-Diagramm (Rest) Lauf 2



Speed-Diagramm Lauf 3



Sektor-Diagramm (Rest) Lauf 3



Rg.	Nr.	Sektor 1	Sektor 2	Sektor 3	Speed Ziel	Laufzeit	Speed (Lauf)	
1	361	SCHULTE Manfred		Citroën Nemeth AX Kitcar				
		Lauf 1:	00:21.335	00:31.282	00:10.915	119,78 km/h	01:03.532	104,83 km/h
		Lauf 2:	00:20.921	00:30.595	00:10.686	121,06 km/h	01:02.202	107,07 km/h
		Lauf 3:	00:24.454	00:36.829	00:12.453	111,45 km/h	01:13.736	90,32 km/h



European Hill Race

Bergrennen in Eschdorf

6. - 7. Mai 2017

Luxemburger Bergmeisterschaft für Tourenwagen 2017

Luxemburger Bergmeisterschaft für Sportwagen 2017

DMSB Automobil-Berg-Cup 2017 / DMSB Team-Cup 2017

KW Berg-Cup 2017



Sektorzeiten & Speeds

Groupe E1-Nat.+E1-FIA+E1-EX+E1-Berg(DMSB)+H(DMSB)+CTC/CGT(DMSB)+FS(DMSB)+gr. nat. Classe 22c: +1400-1600 ccm

Rg.	Nr.	Sektor 1	Sektor 2	Sektor 3	Speed Ziel	Laufzeit	Speed (Lauf)
2	364	STELBERG André	VW Minichberger Corrado 16V				
		Lauf 1: 00:21.336	*	*	120,99 km/h	01:02.592	106,40 km/h
		Lauf 2: 00:21.364	00:30.676	00:10.858	119,28 km/h	01:02.898	105,89 km/h
		Lauf 3: 00:23.628	00:34.810	00:11.310	118,29 km/h	01:09.748	95,49 km/h
3	369	BUCK Erwin	VW Scirocco I				
		Lauf 1: 00:22.183	*	*	104,95 km/h	01:07.187	99,13 km/h
		Lauf 2: 00:21.876	00:32.951	00:11.215	112,82 km/h	01:06.042	100,85 km/h
		Lauf 3: 00:24.301	00:35.148	00:11.872	111,64 km/h	01:11.321	93,38 km/h
4	374	SCHILTZ Max	Ford Fiesta				
		Lauf 1: 00:23.144	00:33.487	00:11.705	99,83 km/h	01:08.336	97,46 km/h
		Lauf 2: 00:23.041	00:32.857	00:11.748	109,39 km/h	01:07.646	98,45 km/h
		Lauf 3: 00:24.642	00:36.775	00:12.225	106,89 km/h	01:13.642	90,44 km/h
5	363	SCHULTE Benedikt	Citroën Nemeth AX Sport				
		Lauf 1: 00:22.998	00:33.726	00:12.223	108,36 km/h	01:08.947	96,60 km/h
		Lauf 2: 00:22.540	00:32.934	00:12.188	101,69 km/h	01:07.662	98,43 km/h
		Lauf 3: 00:25.517	00:36.687	00:12.876	106,88 km/h	01:15.080	88,71 km/h
6	362	MAIER Helmut	VW Spiess-Golf				
		Lauf 1: 00:24.374	00:33.423	00:11.755	114,94 km/h	01:09.552	95,76 km/h
		Lauf 2: 00:22.783	00:33.052	00:11.851	112,98 km/h	01:07.686	98,40 km/h
		Lauf 3: 00:24.953	00:35.904	00:13.053	103,52 km/h	01:13.910	90,11 km/h
7	375	DARAND Anthony	Peugeot 106				
		Lauf 1: 00:24.398	00:34.474	00:11.895	107,89 km/h	01:10.767	94,11 km/h
		Lauf 2: 00:23.394	00:34.495	00:12.103	107,48 km/h	01:09.992	95,15 km/h
		Lauf 3: 00:25.159	00:37.812	00:12.718	104,64 km/h	01:15.689	87,99 km/h
8	376	KRÜGER Thomas	Honda Civic VTEC				
		Lauf 1: *	*	*	* km/h	A	* km/h
		Lauf 2: *	*	*	* km/h	*	* km/h
		Lauf 3: 00:28.044	00:42.684	00:13.807	95,34 km/h	01:24.535	78,78 km/h