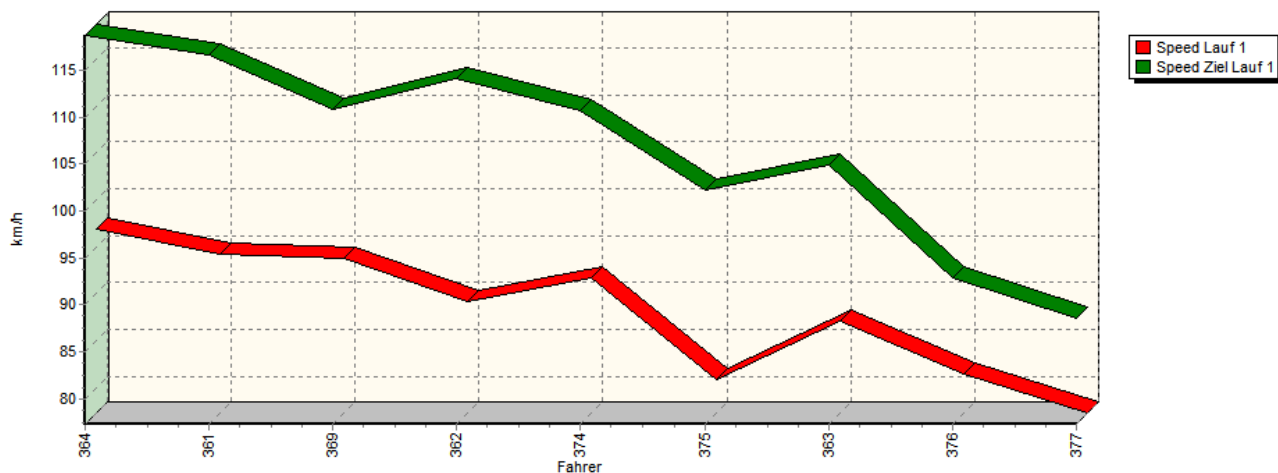


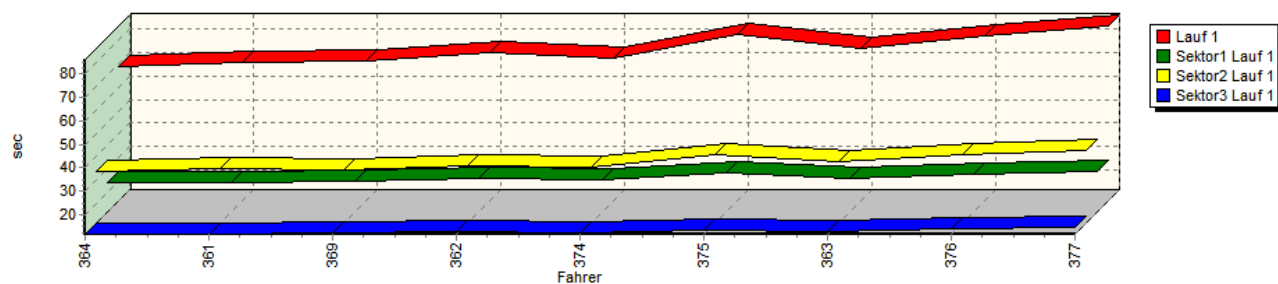
## Sektorzeiten & Speeds

Groupe E1-Nat.+E1-FIA+E1-EX+E1-Berg(DMSB)+H(DMSB)+CTC/CGT(DMSB)+FS(DMSB)+gr. nat. Classe 22c: +1400-1600 ccm

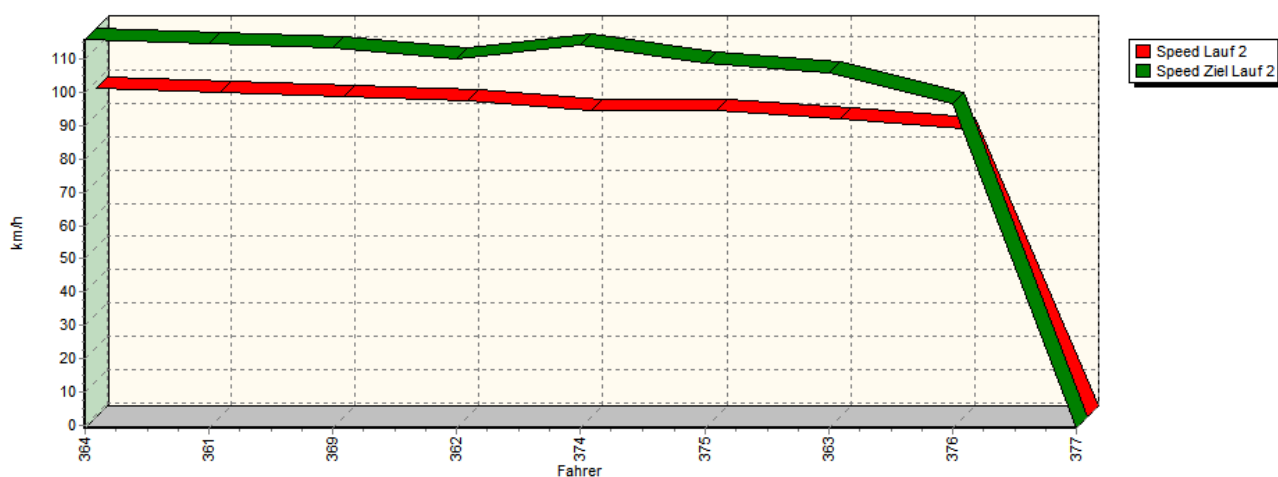
Speed-Diagramm Lauf 1



Sektor-Diagramm (Rest) Lauf 1



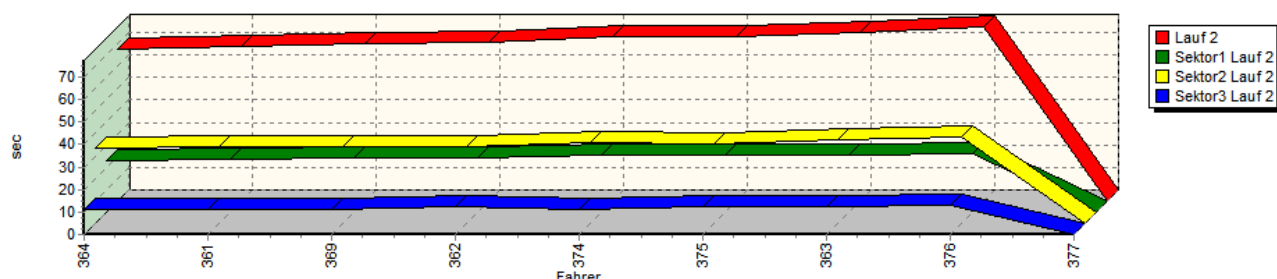
Speed-Diagramm Lauf 2



## Sektorzeiten & Speeds

Groupe E1-Nat.+E1-FIA+E1-EX+E1-Berg(DMSB)+H(DMSB)+CTC/CGT(DMSB)+FS(DMSB)+gr. nat. Classe 22c: +1400-1600 ccm

Sektor-Diagramm (Rest) Lauf 2



Rg.	Nr.	Sektor 1	Sektor 2	Sektor 3	Speed Ziel	Laufzeit	Speed (Lauf)
1	364	<b>STELBERG André</b>	VW Minichberger Corrado 16V				
		Lauf 1: 00:23.810	00:33.344	00:11.533	118,75 km/h	01:08.687	96,96 km/h
		Lauf 2: 00:23.248	00:33.208	00:11.378	116,06 km/h	01:07.834	98,18 km/h
2	361	<b>SCHULTE Manfred</b>	Citroën Nemeth AX Kitcar				
		Lauf 1: 00:23.793	00:35.063	00:11.817	116,63 km/h	01:10.673	94,24 km/h
		Lauf 2: 00:23.398	00:34.066	00:11.364	115,00 km/h	01:08.828	96,76 km/h
3	369	<b>BUCK Erwin</b>	VW Scirocco I				
		Lauf 1: 00:24.488	00:34.473	00:12.051	110,91 km/h	01:11.012	93,79 km/h
		Lauf 2: 00:24.330	00:33.989	00:11.456	113,37 km/h	01:09.775	95,45 km/h
4	362	<b>MAIER Helmut</b>	VW Spiess-Golf				
		Lauf 1: 00:25.802	00:36.186	00:12.745	114,15 km/h	01:14.733	89,12 km/h
		Lauf 2: 00:24.324	00:34.115	00:12.252	110,02 km/h	01:10.691	94,21 km/h
5	374	<b>SCHILTZ Max</b>	Ford Fiesta				
		Lauf 1: 00:24.990	00:35.458	00:12.187	110,79 km/h	01:12.635	91,69 km/h
		Lauf 2: 00:25.343	00:36.145	00:11.418	114,40 km/h	01:12.906	91,35 km/h
6	375	<b>DARAND Anthony</b>	Peugeot 106				
		Lauf 1: 00:28.033	00:40.678	00:13.619	102,22 km/h	01:22.330	80,89 km/h
		Lauf 2: 00:25.360	00:35.421	00:12.118	109,12 km/h	01:12.899	91,36 km/h
7	363	<b>SCHULTE Benedikt</b>	Citroën Nemeth AX Sport				
		Lauf 1: 00:26.037	00:37.773	00:12.736	104,92 km/h	01:16.546	87,01 km/h
		Lauf 2: 00:25.443	00:37.182	00:12.287	105,89 km/h	01:14.912	88,90 km/h
8	376	<b>KRÜGER Thomas</b>	Honda Civic VTEC				
		Lauf 1: 00:27.417	00:40.636	00:13.770	92,91 km/h	01:21.823	81,39 km/h
		Lauf 2: 00:26.223	00:38.505	00:12.785	96,84 km/h	01:17.513	85,92 km/h
9	377	<b>KOENIG Chris</b>	Peugeot 106 Rallye				
		Lauf 1: 00:28.987	00:42.875	00:14.334	88,54 km/h	01:26.196	77,27 km/h
		Lauf 2: *	*	*	* km/h	A	* km/h