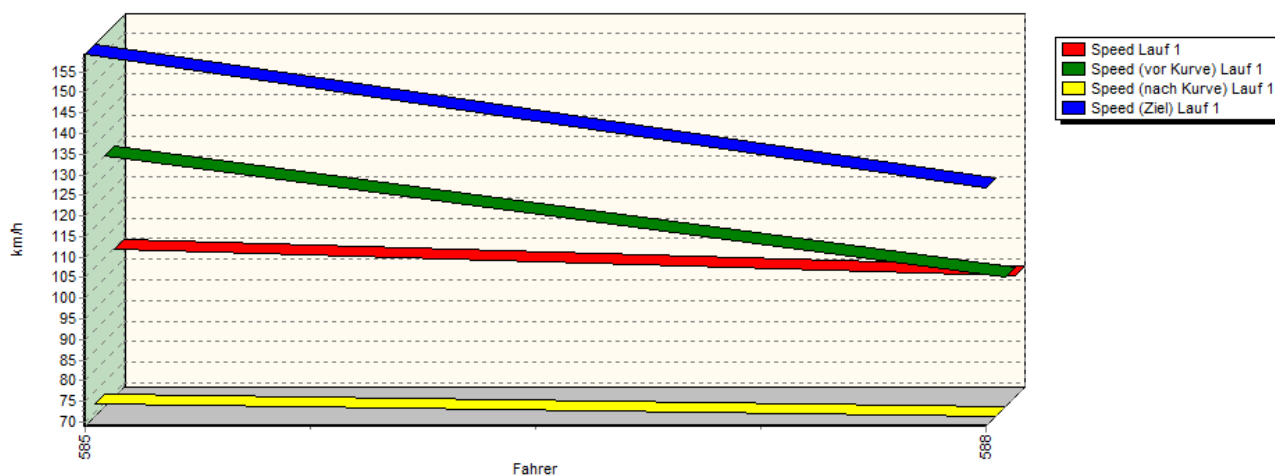
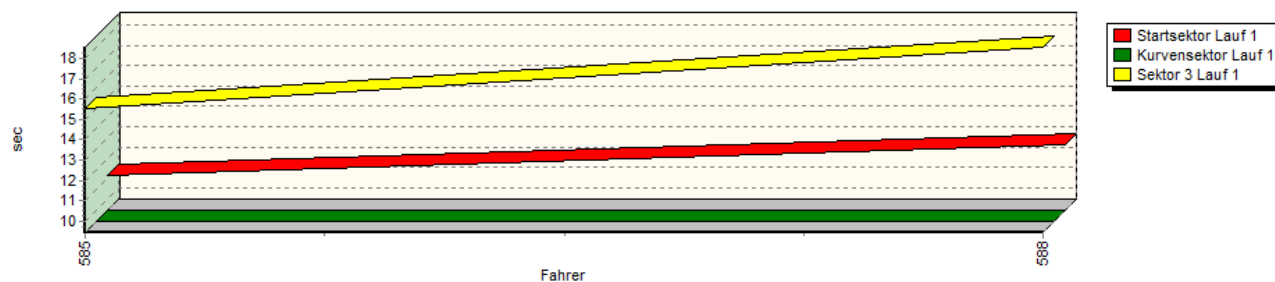


## Sektorzeiten & Speeds - Gruppen G und N

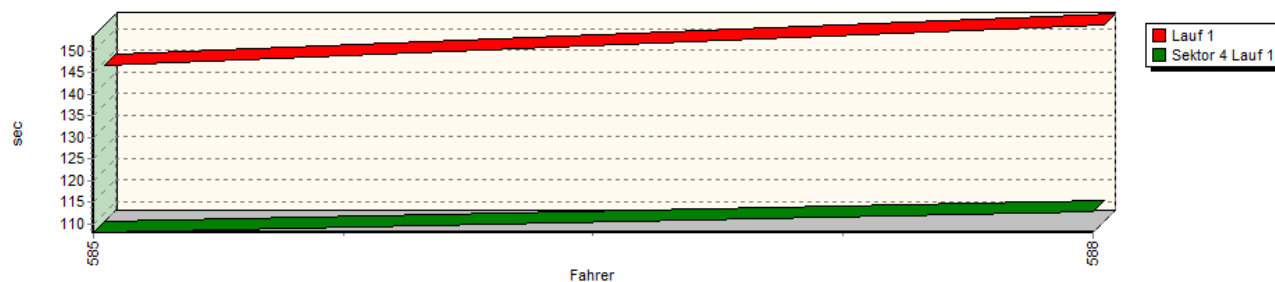
Speed-Diagramm Lauf 1



Sektor-Diagramm (Start) Lauf 1

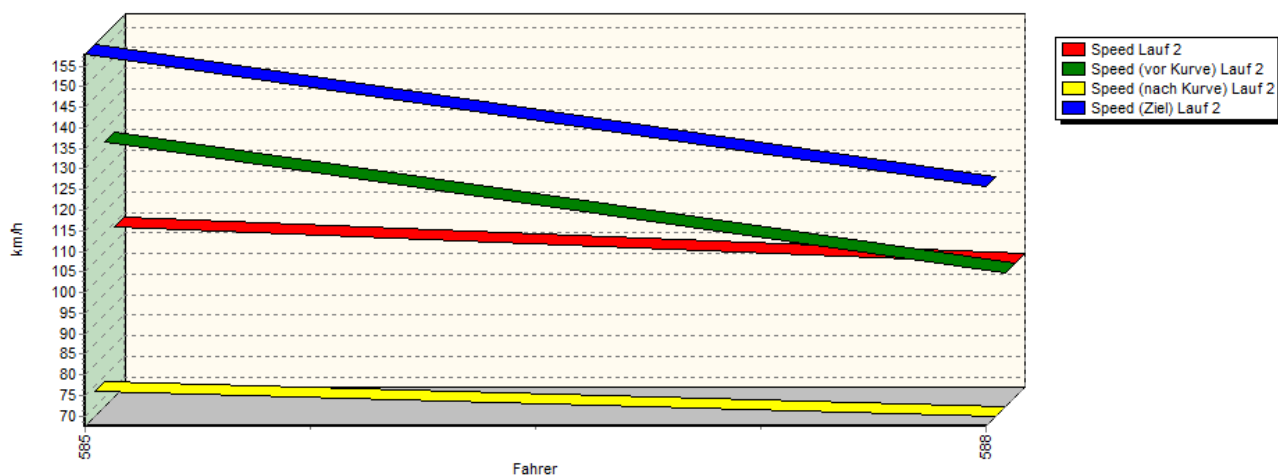


Sektor-Diagramm (Rest) Lauf 1

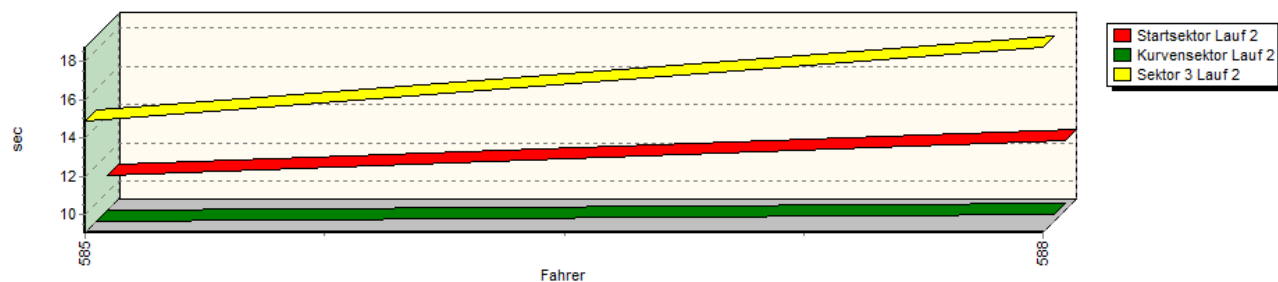


## Sektorzeiten & Speeds - Gruppen G und N

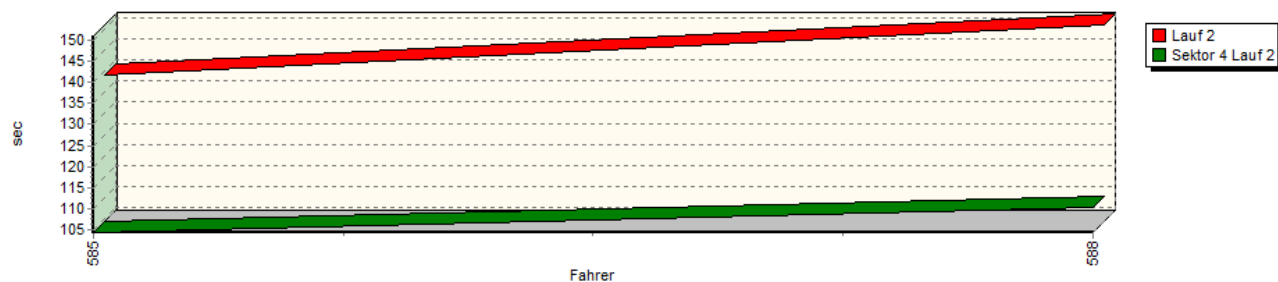
Speed-Diagramm Lauf 2



Sektor-Diagramm (Start) Lauf 2

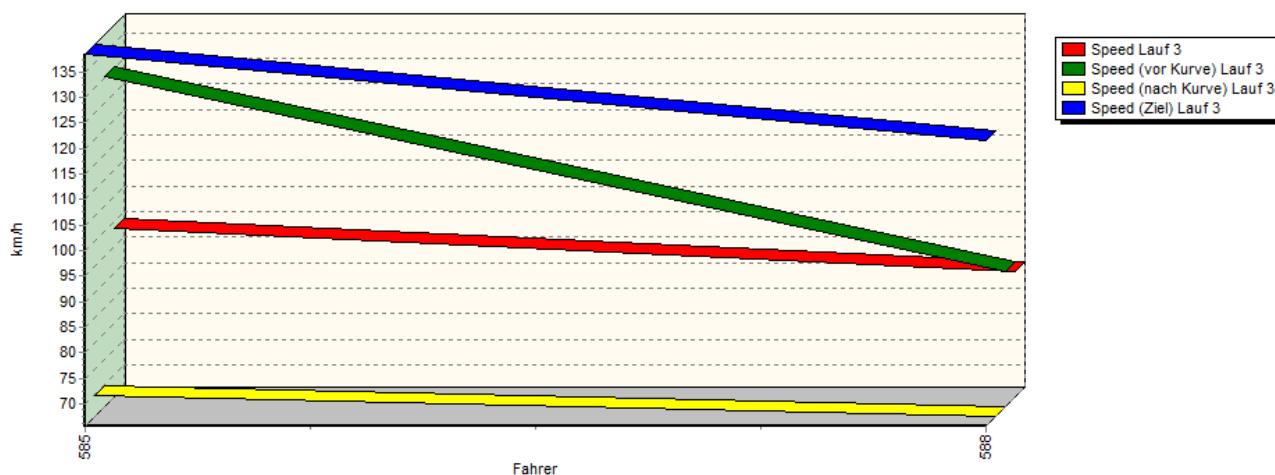


Sektor-Diagramm (Rest) Lauf 2

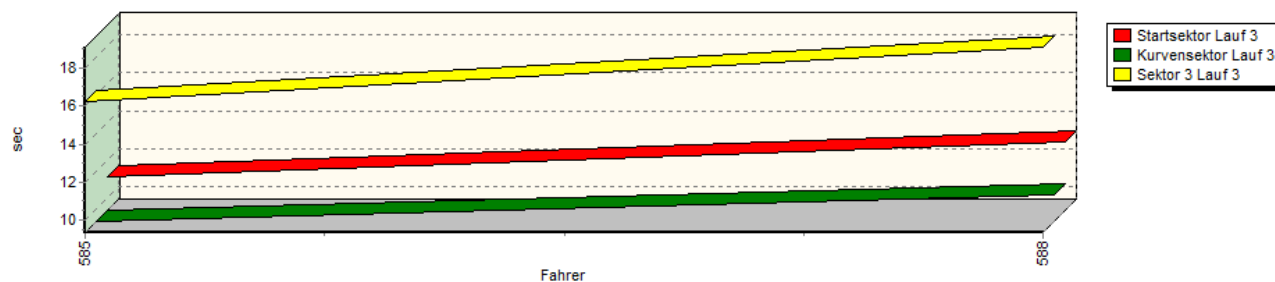


## Sektorzeiten &amp; Speeds - Gruppen G und N

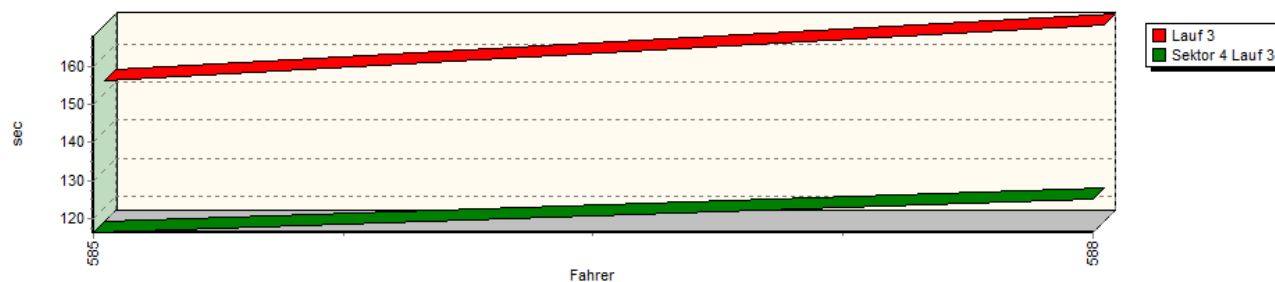
Speed-Diagramm Lauf 3



Sektor-Diagramm (Start) Lauf 3



Sektor-Diagramm (Rest) Lauf 3

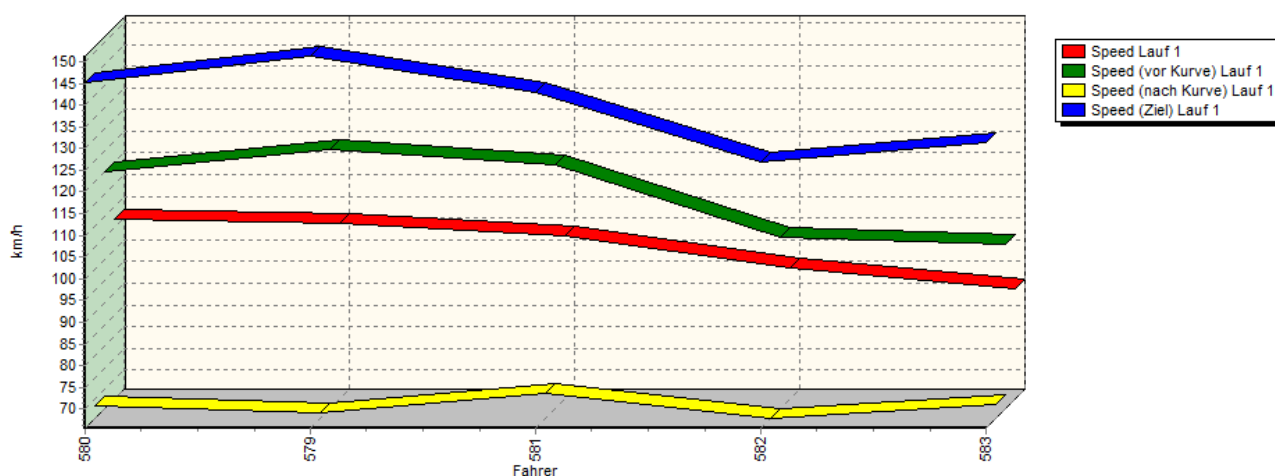


Rg.	Nr.	Startsek.	Speed vor Kurve	90°-Kurve	Speed n. K.	Sektor 3	Sektor 4	Speed Ziel	Laufzeit	Speed (Lauf)	
1	585	<b>BRETT Hans-Joachim</b>		BMW Z4							
		Lauf 1:	11.119	129,86 km/h	09.436	72,14 km/h	15.519	01:47.957	159,29 km/h	02:24.031	104,98 km/h
		Lauf 2:	10.866	131,82 km/h	09.049	73,61 km/h	14.862	01:44.263	157,89 km/h	02:19.040	108,75 km/h
		Lauf 3:	11.132	130,40 km/h	09.369	69,65 km/h	16.267	01:56.460	138,46 km/h	02:33.228	98,68 km/h

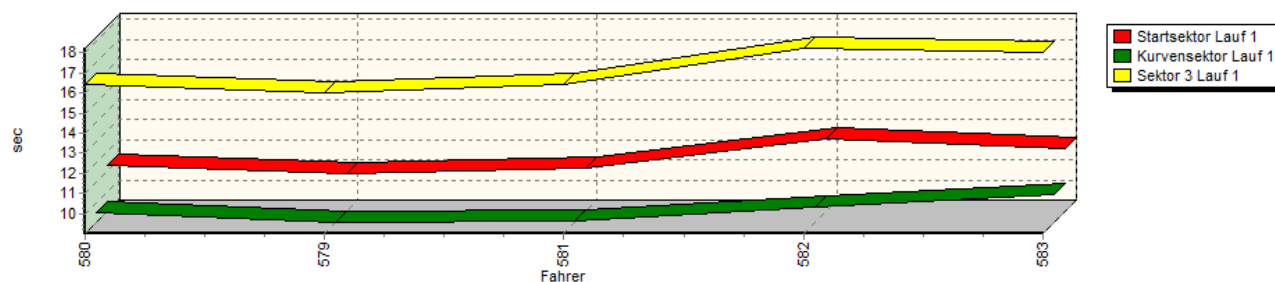
## Sektorzeiten &amp; Speeds - Gruppen G und N

Rg.	Nr.	Startsek.	Speed vor Kurve	90°-Kurve	Speed n. K.	Sektor 3	Sektor 4	Speed Ziel	Laufzeit	Speed (Lauf)
2	588	<b>MARQUARDT Matthias BMW 318 TI</b>								
	Lauf 1:	12.690	100,55 km/h	09.454	68,95 km/h	18.548	01:52.790	126,76 km/h	02:33.482	98,51 km/h
	Lauf 2:	12.699	100,18 km/h	09.443	67,53 km/h	18.752	01:50.164	125,87 km/h	02:31.058	100,09 km/h
	Lauf 3:	12.985	92,12 km/h	10.772	65,59 km/h	19.106	02:05.054	121,62 km/h	02:47.917	90,04 km/h

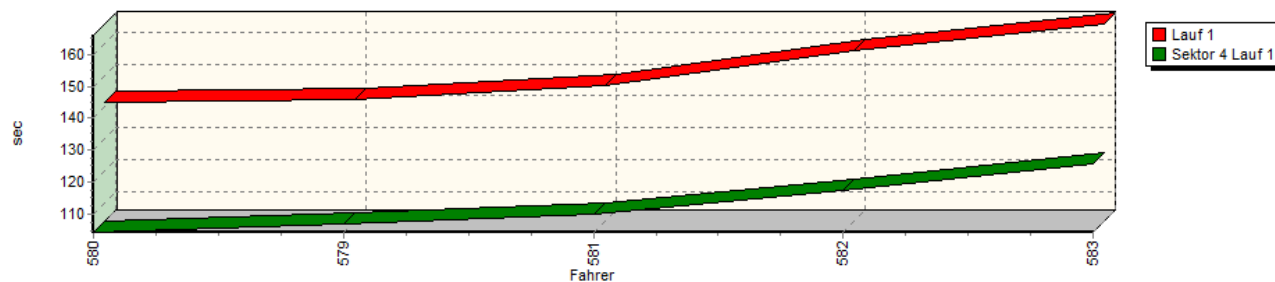
Speed-Diagramm Lauf 1



Sektor-Diagramm (Start) Lauf 1

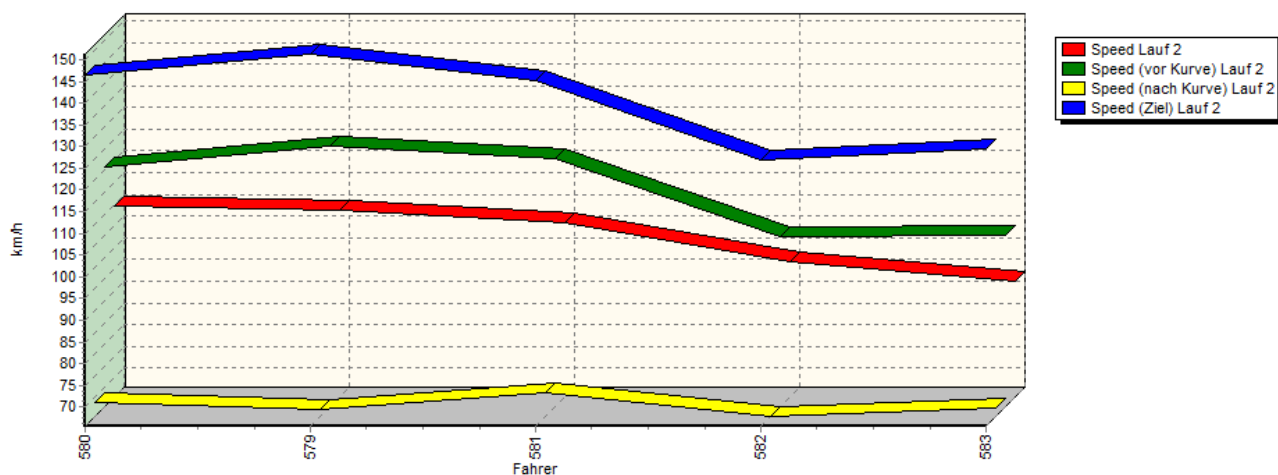


Sektor-Diagramm (Rest) Lauf 1

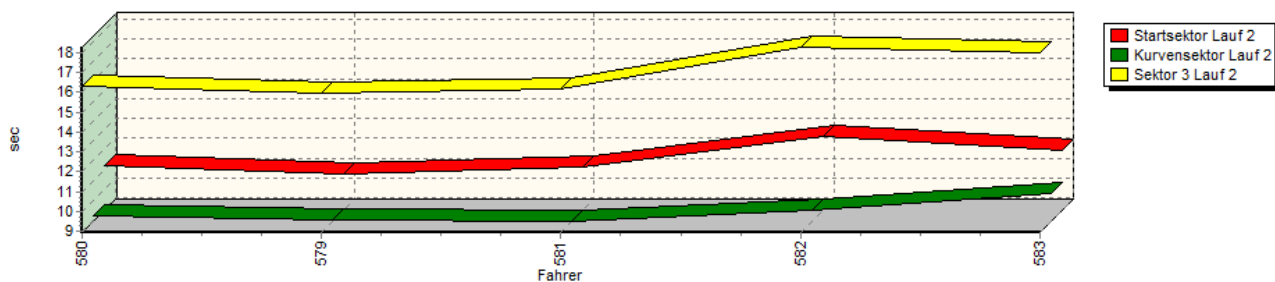


## Sektorzeiten & Speeds - Gruppen G und N

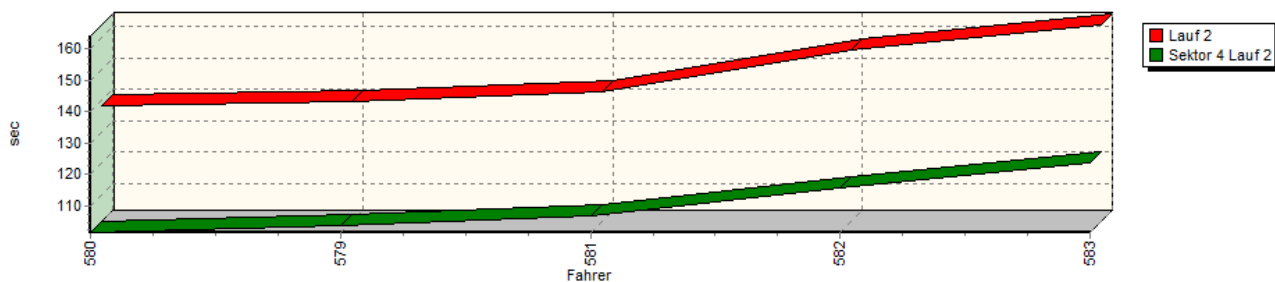
Speed-Diagramm Lauf 2



Sektor-Diagramm (Start) Lauf 2

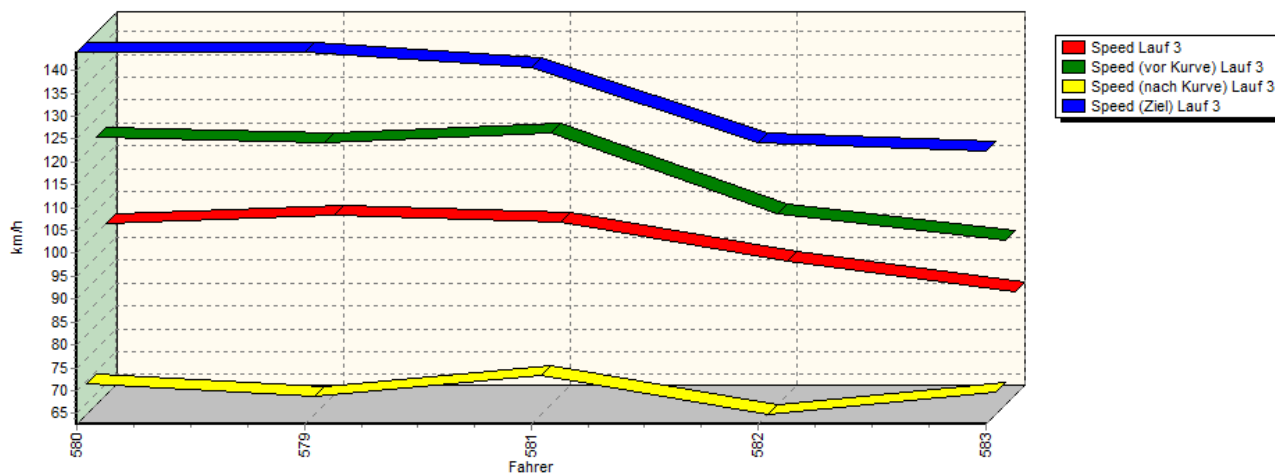


Sektor-Diagramm (Rest) Lauf 2

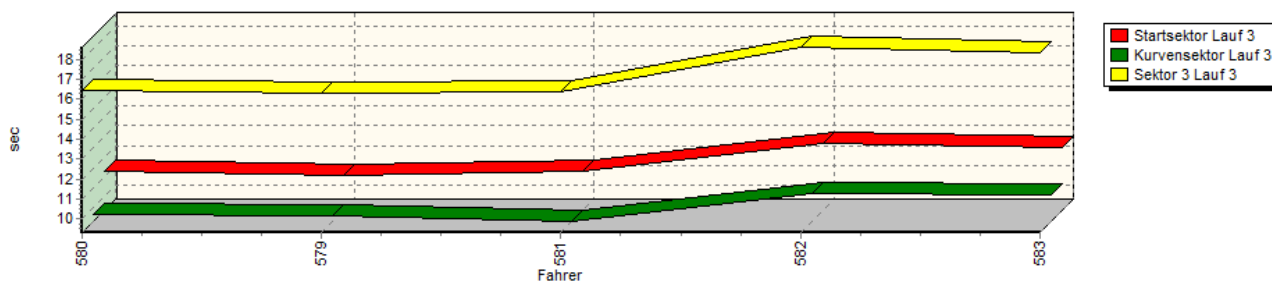


## Sektorzeiten & Speeds - Gruppen G und N

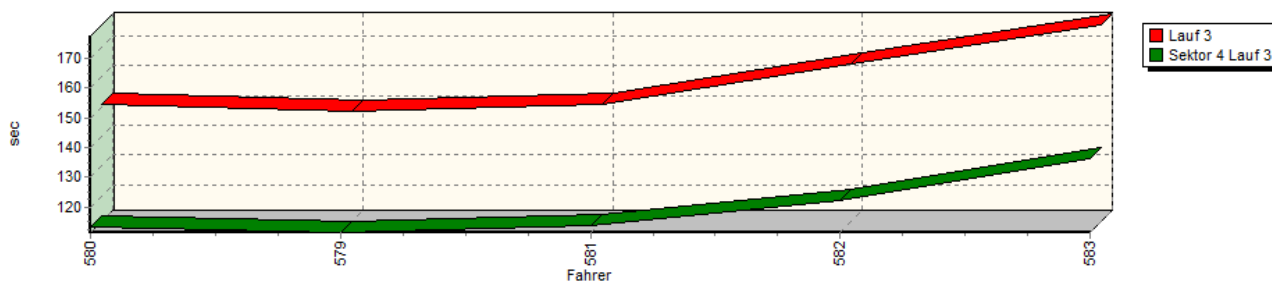
Speed-Diagramm Lauf 3



Sektor-Diagramm (Start) Lauf 3



Sektor-Diagramm (Rest) Lauf 3



Rg.	Nr.	Startsek.	Speed vor Kurve	90°-Kurve	Speed n. K.	Sektor 3	Sektor 4	Speed Ziel	Laufzeit	Speed (Lauf)	
1	580	<b>FORSTER Josef</b>		Peugeot 306 S16							
		Lauf 1:	11.276	120,16 km/h	09.479	68,37 km/h	16.389	01:44.240	145,16 km/h	02:21.384	106,94 km/h
		Lauf 2:	11.180	120,89 km/h	09.207	68,92 km/h	16.312	01:41.408	146,34 km/h	02:18.107	109,48 km/h
		Lauf 3:	11.282	121,30 km/h	09.657	69,44 km/h	16.441	01:53.390	144,00 km/h	02:30.770	100,29 km/h

## Sektorzeiten &amp; Speeds - Gruppen G und N

Rg.	Nr.	Startsek.	Speed vor Kurve	90°-Kurve	Speed n. K.	Sektor 3	Sektor 4	Speed Ziel	Laufzeit	Speed (Lauf)
2	579	<b>SCHMITZ Herbert</b>		Opel Astra GSI						
	Lauf 1:	10.906	125,30 km/h	09.024	66,82 km/h	15.999	01:46.661	151,26 km/h	02:22.590	106,04 km/h
	Lauf 2:	10.782	125,67 km/h	09.026	67,09 km/h	15.989	01:43.626	151,26 km/h	02:19.423	108,45 km/h
	Lauf 3:	11.074	119,90 km/h	09.639	66,76 km/h	16.313	01:51.409	144,00 km/h	02:28.435	101,86 km/h
3	581	<b>FLADUNG Ralf</b>		Peugeot 206 RC						
	Lauf 1:	11.156	121,70 km/h	09.118	71,39 km/h	16.397	01:50.051	142,86 km/h	02:26.722	103,05 km/h
	Lauf 2:	11.084	122,68 km/h	08.943	71,07 km/h	16.191	01:46.732	145,16 km/h	02:22.950	105,77 km/h
	Lauf 3:	11.260	122,12 km/h	09.328	71,15 km/h	16.343	01:53.663	140,62 km/h	02:30.594	100,40 km/h
4	582	<b>KAISER Christoph</b>		Suzuki Swift Sport						
	Lauf 1:	12.598	104,93 km/h	09.764	65,62 km/h	18.215	01:57.288	126,76 km/h	02:37.865	95,78 km/h
	Lauf 2:	12.656	104,86 km/h	09.509	65,64 km/h	18.275	01:55.599	126,76 km/h	02:36.039	96,90 km/h
	Lauf 3:	12.703	104,50 km/h	10.690	62,69 km/h	18.609	02:02.278	124,14 km/h	02:44.280	92,04 km/h
5	583	<b>MONTALTO Silvio</b>		Peugeot 106						
	Lauf 1:	12.155	103,49 km/h	10.392	68,88 km/h	17.989	02:05.530	131,39 km/h	02:46.066	91,05 km/h
	Lauf 2:	11.963	104,93 km/h	10.347	67,48 km/h	18.004	02:03.750	129,50 km/h	02:44.064	92,16 km/h
	Lauf 3:	12.483	98,57 km/h	10.680	67,68 km/h	18.347	02:16.052	122,45 km/h	02:57.562	85,15 km/h