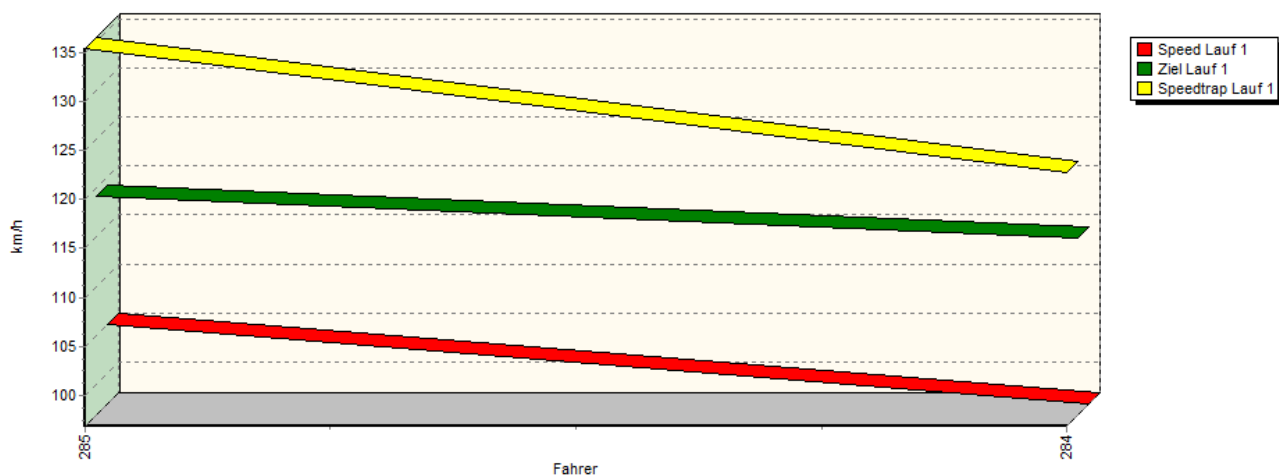
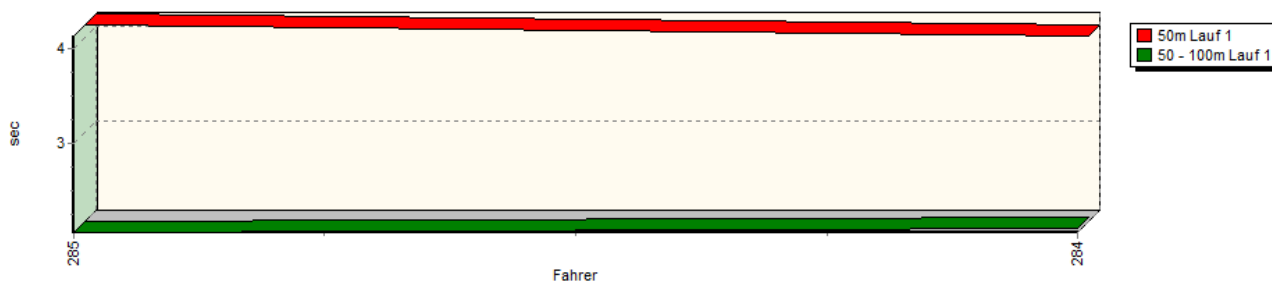


Sektorzeiten & Speeds - Rennen - Gruppe E1-FIA/E1-BERG/E1-ACL/H/FS Diesel bis 2000 cc

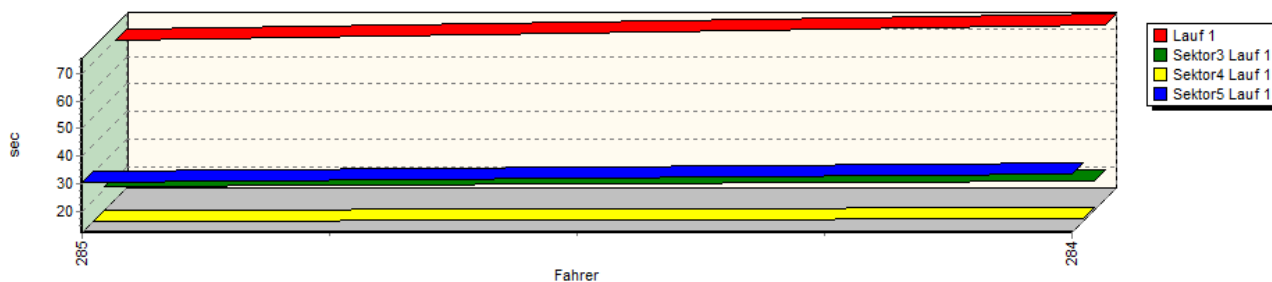
Speed-Diagramm Lauf 1



Sektor-Diagramm (Start) Lauf 1

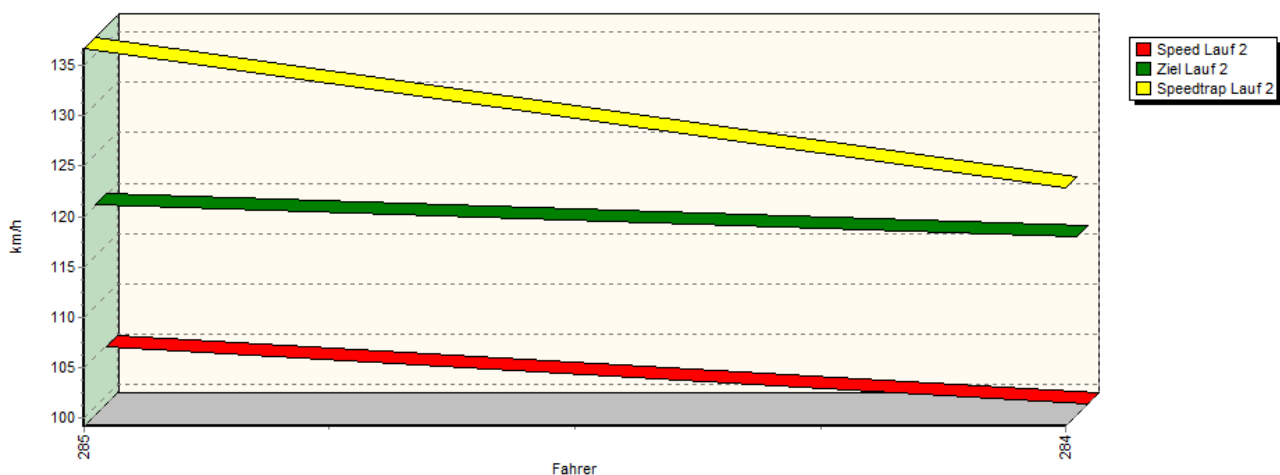


Sektor-Diagramm (Rest) Lauf 1

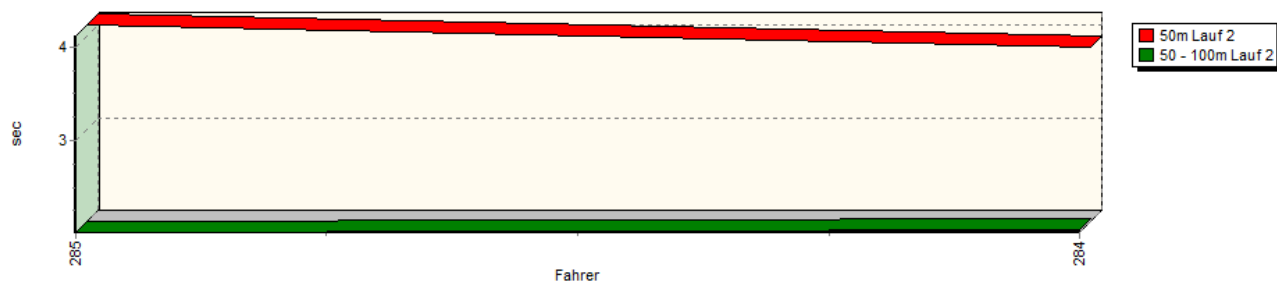


Sektorzeiten & Speeds - Rennen - Gruppe E1-FIA/E1-BERG/E1-ACL/H/FS Diesel bis 2000 cc

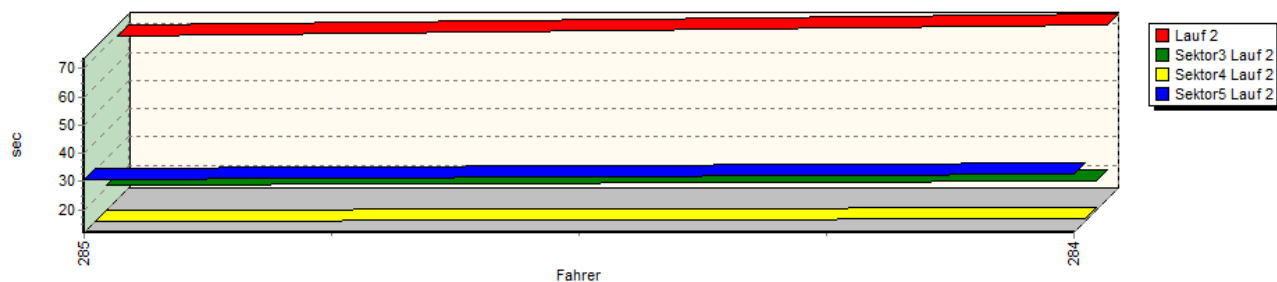
Speed-Diagramm Lauf 2



Sektor-Diagramm (Start) Lauf 2

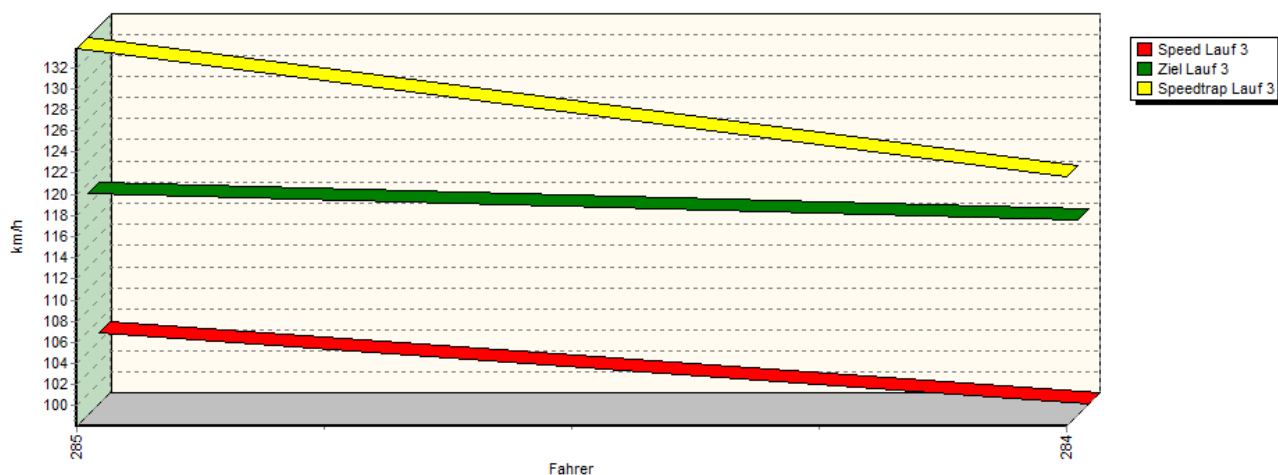


Sektor-Diagramm (Rest) Lauf 2

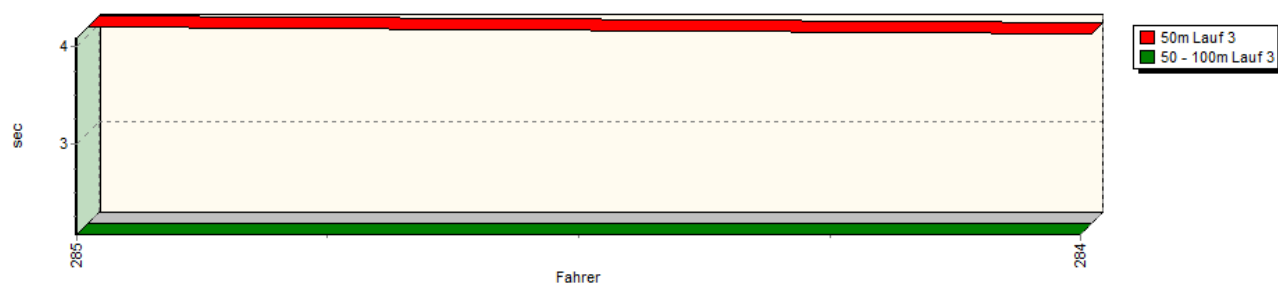


Sektorzeiten & Speeds - Rennen - Gruppe E1-FIA/E1-BERG/E1-ACL/H/FS Diesel bis 2000 cc

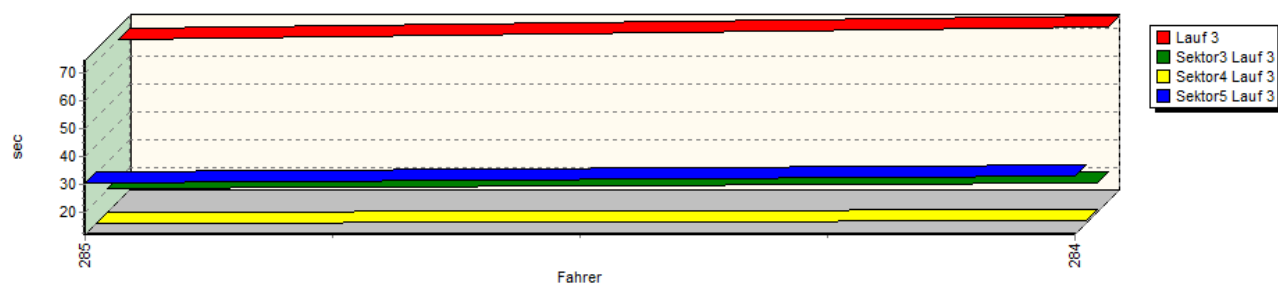
Speed-Diagramm Lauf 3



Sektor-Diagramm (Start) Lauf 3



Sektor-Diagramm (Rest) Lauf 3



Rg.	Nr.	Sektor 1	Sektor 2	Sektor 3	Sektor 4	Speed Trap	Sektor 5	Speed (Ziel)	Laufzeit	Speed (Lauf)	
1	285	VON DER HAAR Andreas		VW Golf V R-TDI							
		Lauf 1:	00:04.137	00:02.044	00:20.902	00:12.186	135,38 km/h	00:30.390	119,18 km/h	01:09.659	104,91 km/h
		Lauf 2:	00:04.120	00:02.008	00:20.707	00:11.989	136,66 km/h	00:30.830	120,09 km/h	01:09.654	104,92 km/h
		Lauf 3:	00:04.088	00:02.068	00:20.830	00:12.101	133,80 km/h	00:30.688	119,00 km/h	01:09.775	104,74 km/h

Sektorzeiten & Speeds - Rennen - Gruppe E1-FIA/E1-BERG/E1-ACL/H/FS Diesel bis 2000 cc

Rg.	Nr.		Sektor 1	Sektor 2	Sektor 3	Sektor 4	Speed Trap	Sektor 5	Speed (Ziel)	Laufzeit	Speed (Lauf)
2	284	MEURER Karlheinz									
		VW Golf V R-TDI									
		Lauf 1:	00:04.025	00:02.087	00:22.650	00:13.278	122,69 km/h	00:33.396	114,88 km/h	01:15.436	96,88 km/h
		Lauf 2:	00:03.882	00:02.044	00:22.341	00:12.910	122,81 km/h	00:32.482	116,83 km/h	01:13.659	99,21 km/h
		Lauf 3:	00:04.019	00:02.066	00:22.451	00:13.143	121,67 km/h	00:32.837	116,53 km/h	01:14.516	98,07 km/h