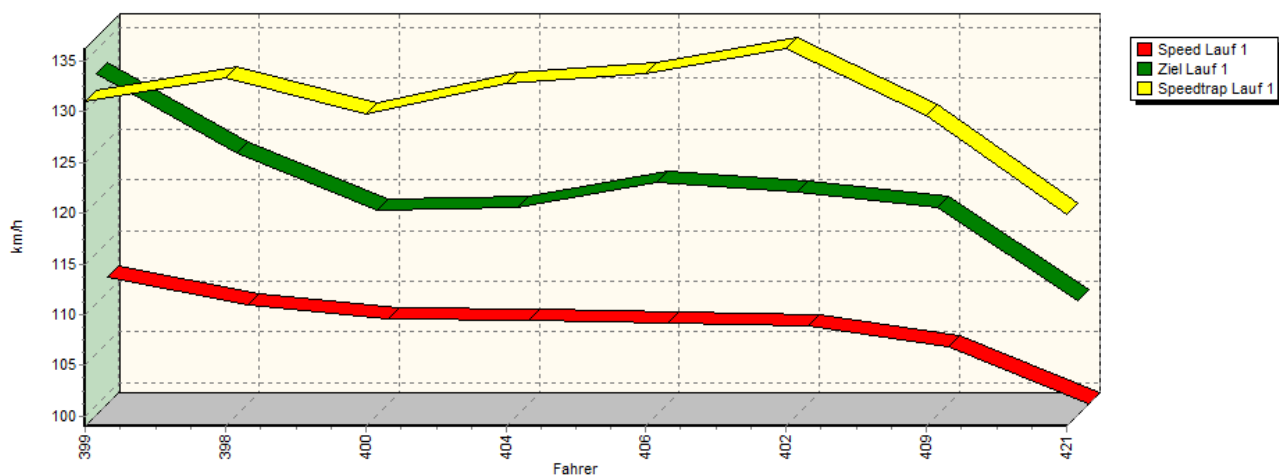
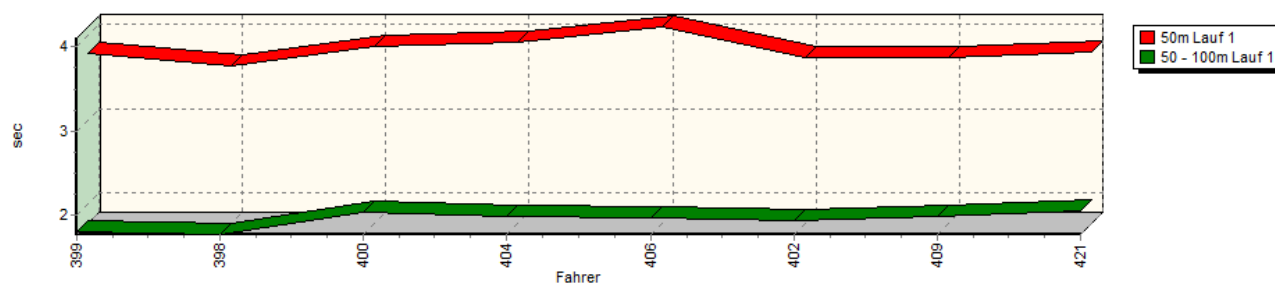


Sektorzeiten & Speeds - Rennen - Gruppe E1-FIA/E1-BERG/E1-ACL/H/FS bis 1400 ccm - Kla

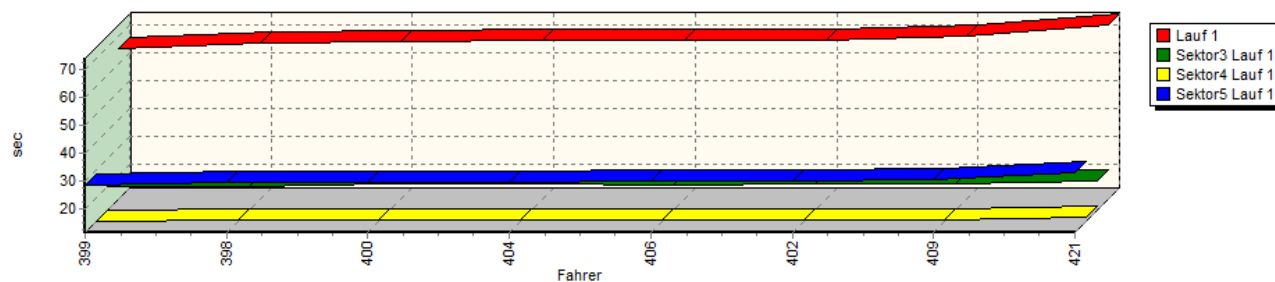
Speed-Diagramm Lauf 1



Sektor-Diagramm (Start) Lauf 1

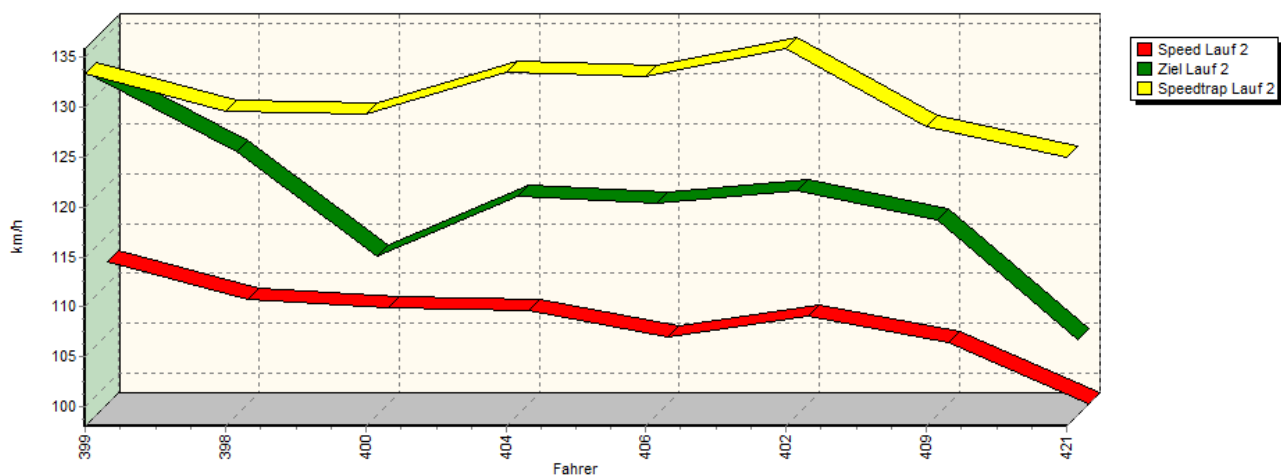


Sektor-Diagramm (Rest) Lauf 1

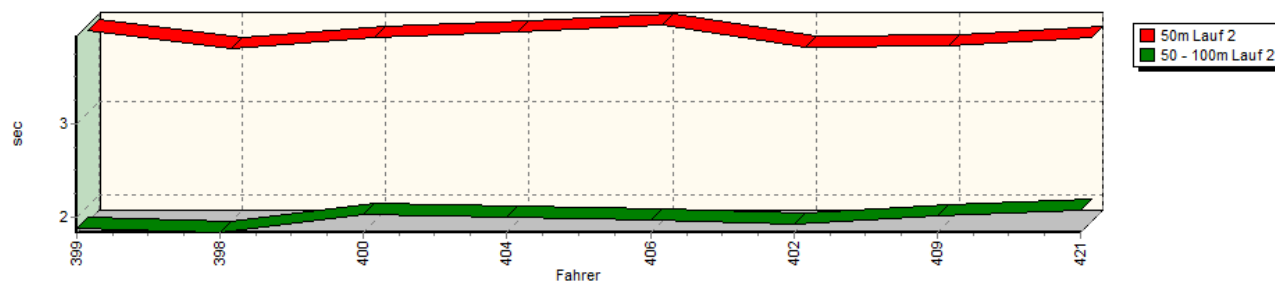


Sektorzeiten & Speeds - Rennen - Gruppe E1-FIA/E1-BERG/E1-ACL/H/FS bis 1400 ccm - Kla

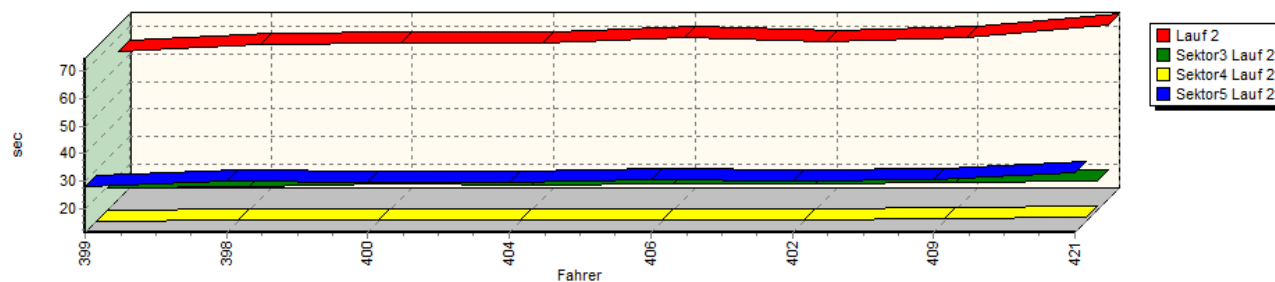
Speed-Diagramm Lauf 2



Sektor-Diagramm (Start) Lauf 2

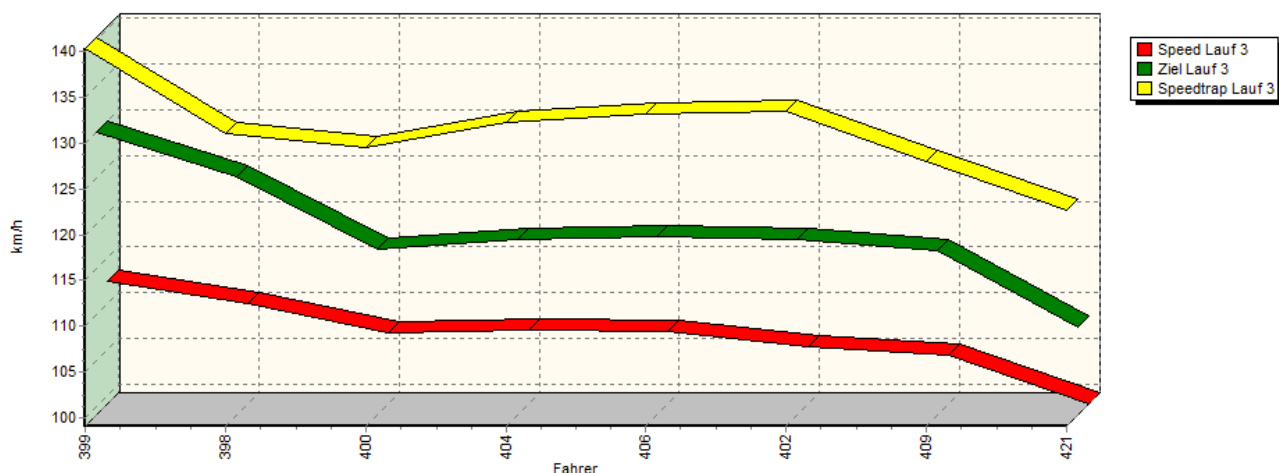


Sektor-Diagramm (Rest) Lauf 2

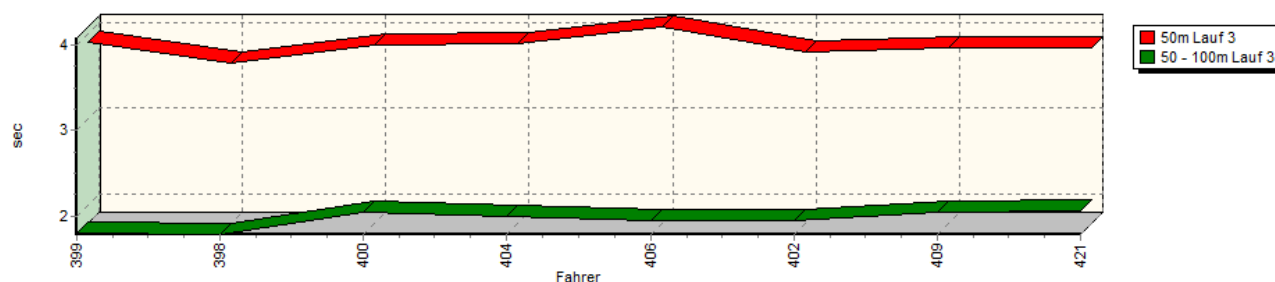


Sektorzeiten & Speeds - Rennen - Gruppe E1-FIA/E1-BERG/E1-ACL/H/FS bis 1400 ccm - Kla

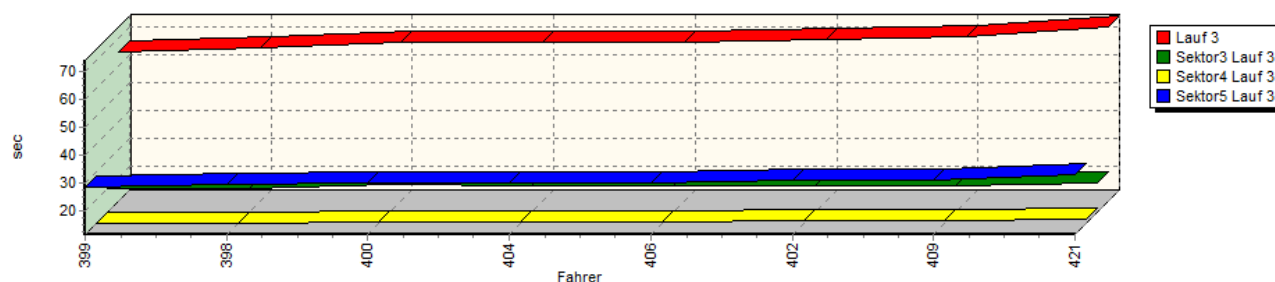
Speed-Diagramm Lauf 3



Sektor-Diagramm (Start) Lauf 3



Sektor-Diagramm (Rest) Lauf 3



Rg.	Nr.	Sektor 1	Sektor 2	Sektor 3	Sektor 4	Speed Trap	Sektor 5	Speed (Ziel)	Laufzeit	Speed (Lauf)	
1	399	EBENHÖH Armin		VW Scirocco							
		Lauf 1:	00:03.793	00:01.808	00:19.840	00:11.584	131,02 km/h	00:28.529	132,63 km/h	01:05.554	111,48 km/h
		Lauf 2:	00:03.895	00:01.878	00:19.678	00:11.385	133,37 km/h	00:28.261	131,78 km/h	01:05.097	112,26 km/h
		Lauf 3:	00:03.892	00:01.809	00:19.786	00:11.296	140,36 km/h	00:28.179	130,05 km/h	01:04.962	112,50 km/h

Sektorzeiten & Speeds - Rennen - Gruppe E1-FIA/E1-BERG/E1-ACL/H/FS bis 1400 ccm - Kla

Rg.	Nr.		Sektor 1	Sektor 2	Sektor 3	Sektor 4	Speed Trap	Sektor 5	Speed (Ziel)	Laufzeit	Speed (Lauf)
2	398	WEIßDORN Franz	VW Polo GT								
		Lauf 1:	00:03.635	00:01.775	00:19.906	00:12.244	133,40 km/h	00:29.632	124,82 km/h	01:07.192	108,76 km/h
		Lauf 2:	00:03.689	00:01.839	00:19.900	00:11.886	129,61 km/h	00:30.037	124,46 km/h	01:07.351	108,51 km/h
		Lauf 3:	00:03.658	00:01.791	00:19.926	00:11.522	131,06 km/h	00:29.492	125,11 km/h	01:06.389	110,08 km/h
3	400	ABB Nils	VW Schneider Polo II 8V								
		Lauf 1:	00:03.874	00:02.037	00:20.900	00:11.998	129,79 km/h	00:29.270	119,14 km/h	01:08.079	107,35 km/h
		Lauf 2:	00:03.822	00:02.027	00:20.900	00:11.676	129,27 km/h	00:29.463	113,92 km/h	01:07.888	107,65 km/h
		Lauf 3:	00:03.869	00:02.044	00:21.207	00:11.701	129,53 km/h	00:29.640	117,16 km/h	01:08.461	106,75 km/h
4	404	HELLBERG Marcel	VW Brügge Polo 8V								
		Lauf 1:	00:03.925	00:01.986	00:20.855	00:11.863	132,74 km/h	00:29.510	119,45 km/h	01:08.139	107,25 km/h
		Lauf 2:	00:03.876	00:02.003	00:20.649	00:11.822	133,41 km/h	00:29.658	119,95 km/h	01:08.008	107,46 km/h
		Lauf 3:	00:03.876	00:01.994	00:20.768	00:11.908	132,28 km/h	00:29.671	118,29 km/h	01:08.217	107,13 km/h
5	406	DUSCHER Frank	VW Polo I 8V								
		Lauf 1:	00:04.101	00:01.966	00:20.321	00:11.934	133,81 km/h	00:29.943	121,97 km/h	01:08.265	107,05 km/h
		Lauf 2:	00:03.950	00:01.967	00:21.159	00:11.993	133,00 km/h	00:30.725	119,26 km/h	01:09.794	104,71 km/h
		Lauf 3:	00:04.074	00:01.951	00:20.557	00:12.017	133,22 km/h	00:29.717	118,58 km/h	01:08.316	106,97 km/h
6	402	LOHMANN Frank	VW Polo II 8V								
		Lauf 1:	00:03.746	00:01.948	00:20.911	00:11.946	136,22 km/h	00:29.896	121,01 km/h	01:08.447	106,77 km/h
		Lauf 2:	00:03.714	00:01.935	00:20.749	00:11.958	135,84 km/h	00:30.054	120,45 km/h	01:08.410	106,83 km/h
		Lauf 3:	00:03.790	00:01.950	00:20.866	00:12.193	133,47 km/h	00:30.578	118,24 km/h	01:09.377	105,34 km/h
7	409	HÜLSMANN Markus	VW Golf I 8V								
		Lauf 1:	00:03.734	00:01.989	00:21.219	00:12.171	129,62 km/h	00:30.731	119,44 km/h	01:09.844	104,63 km/h
		Lauf 2:	00:03.727	00:02.022	00:21.293	00:12.317	128,08 km/h	00:30.777	117,62 km/h	01:10.136	104,20 km/h
		Lauf 3:	00:03.827	00:02.051	00:21.023	00:12.316	127,97 km/h	00:30.825	117,04 km/h	01:10.042	104,34 km/h
8	421	WINKLER Stefan	Fiat 127								
		Lauf 1:	00:03.803	00:02.063	00:21.999	00:13.141	119,83 km/h	00:32.798	110,32 km/h	01:13.804	99,02 km/h
		Lauf 2:	00:03.821	00:02.081	00:22.218	00:13.072	124,95 km/h	00:33.325	105,57 km/h	01:14.517	98,07 km/h
		Lauf 3:	00:03.838	00:02.064	00:22.005	00:13.032	122,62 km/h	00:32.844	108,69 km/h	01:13.783	99,05 km/h