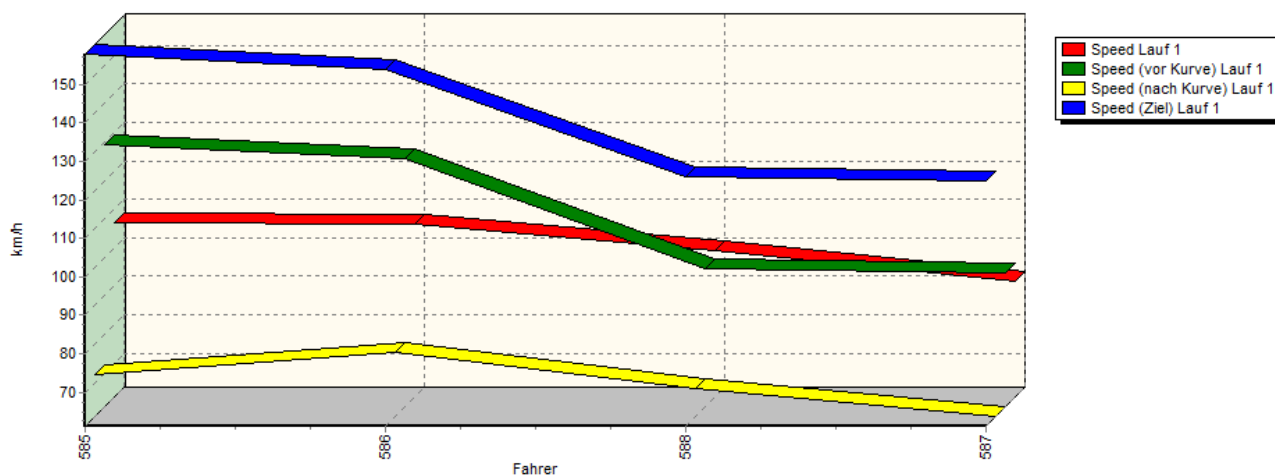
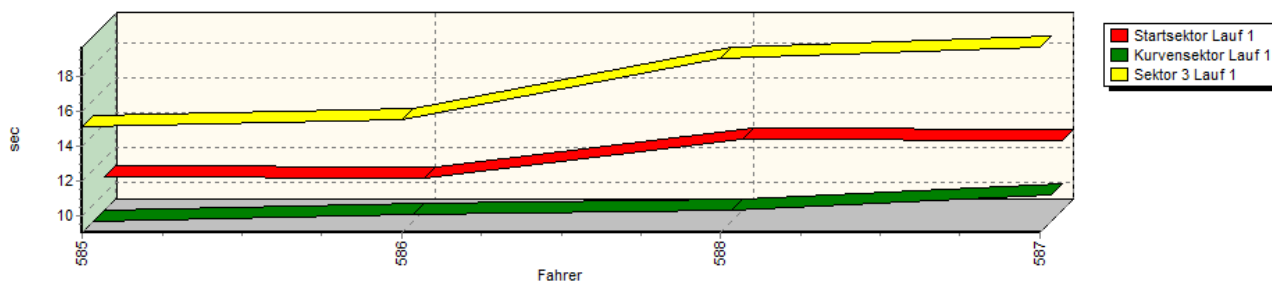


Sektorzeiten & Speeds - Gruppen G und N

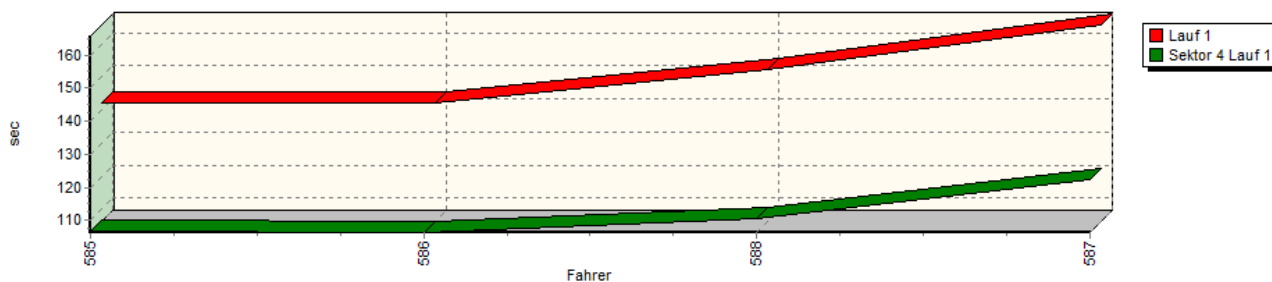
Speed-Diagramm Lauf 1



Sektor-Diagramm (Start) Lauf 1

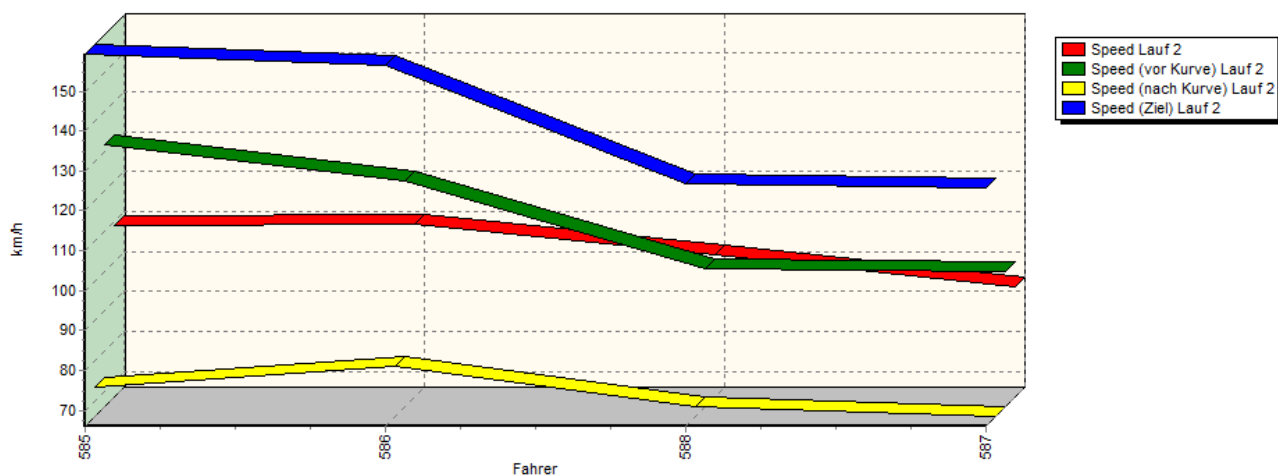


Sektor-Diagramm (Rest) Lauf 1

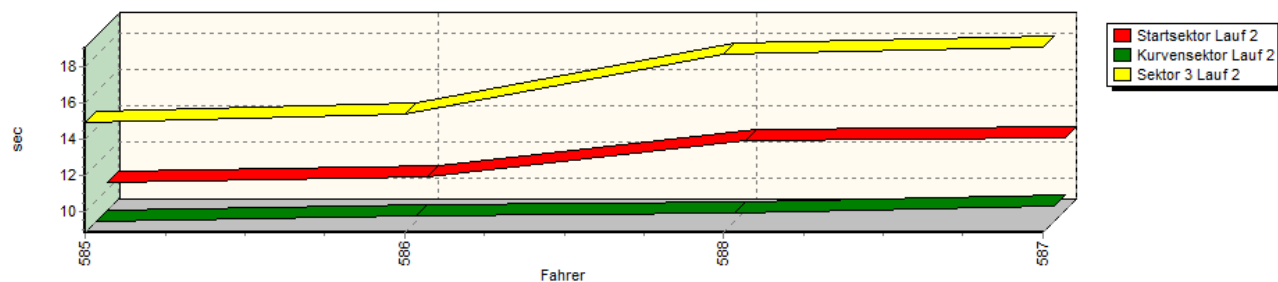


Sektorzeiten & Speeds - Gruppen G und N

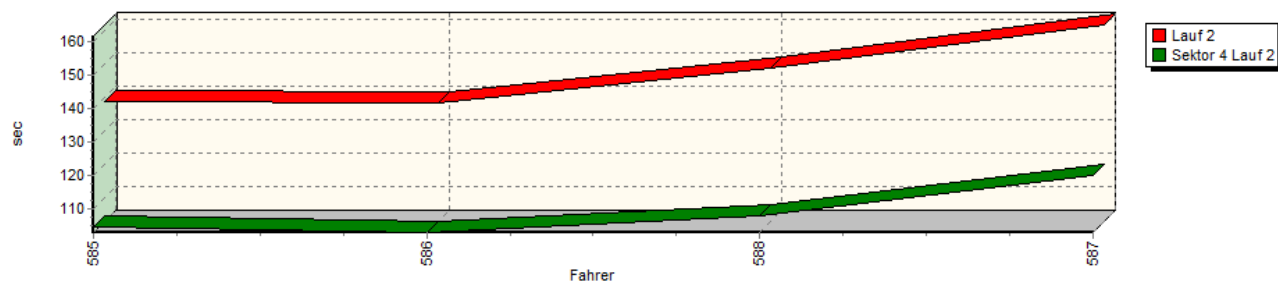
Speed-Diagramm Lauf 2



Sektor-Diagramm (Start) Lauf 2

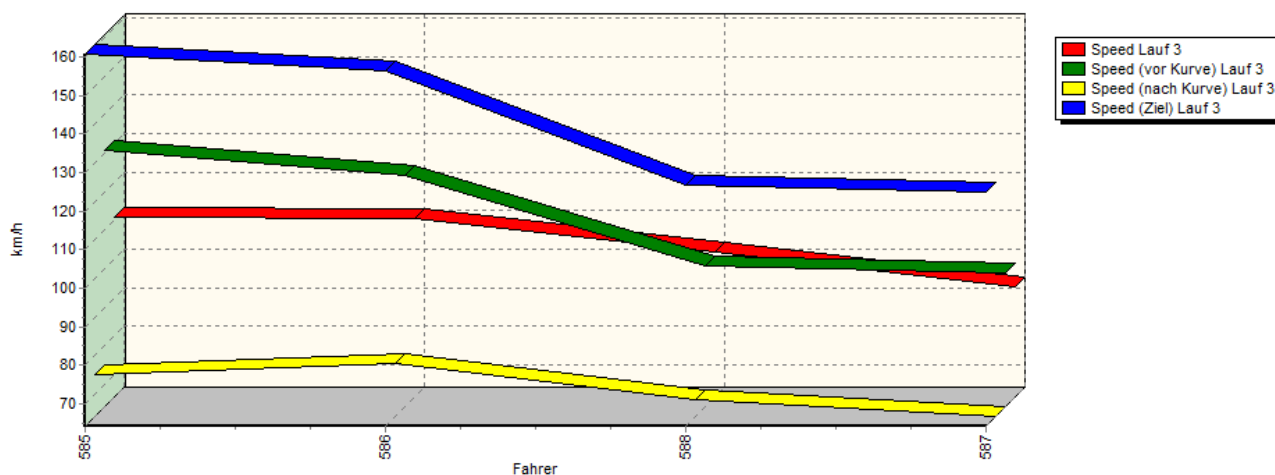


Sektor-Diagramm (Rest) Lauf 2

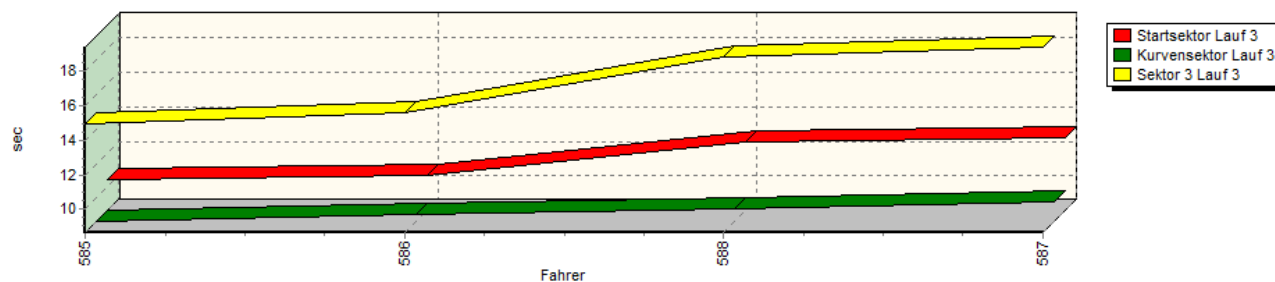


Sektorzeiten & Speeds - Gruppen G und N

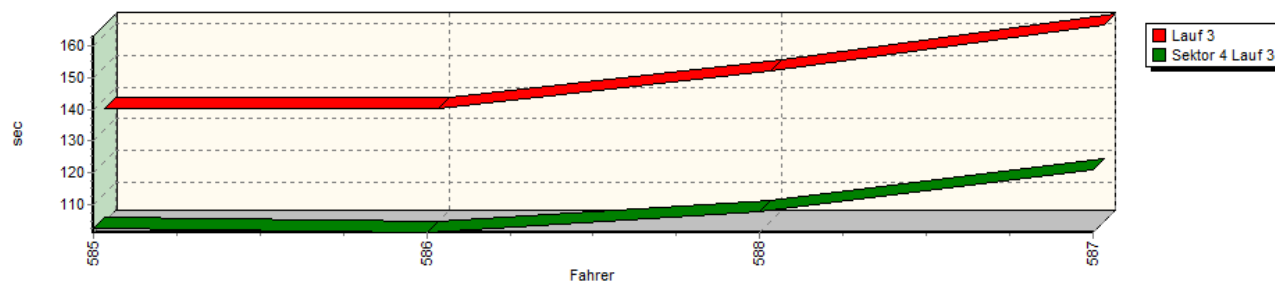
Speed-Diagramm Lauf 3



Sektor-Diagramm (Start) Lauf 3



Sektor-Diagramm (Rest) Lauf 3

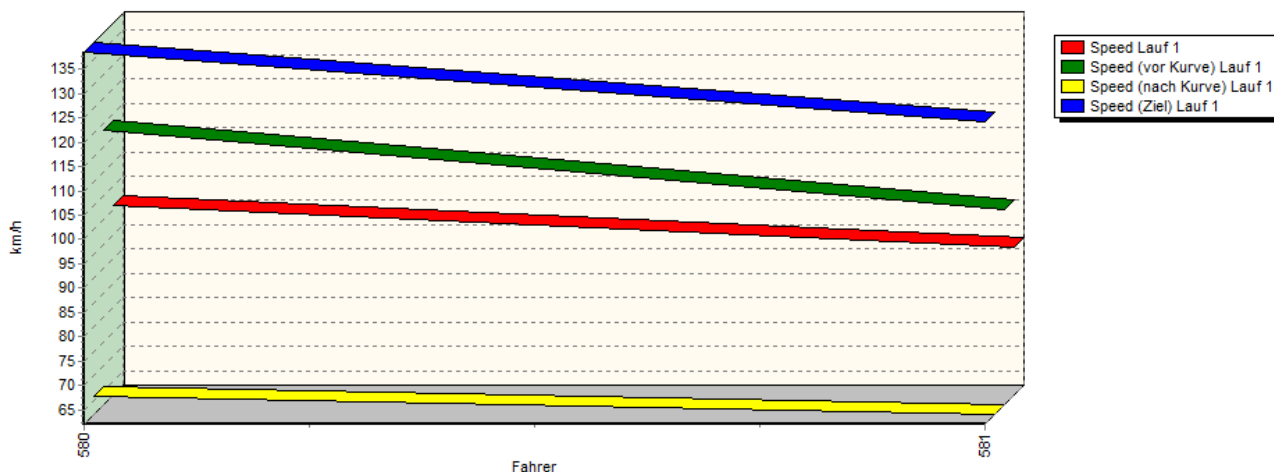


| Rg. | Nr. | Startsek. | Speed vor Kurve | 90°-Kurve | Speed n. K. | Sektor 3 | Sektor 4 | Speed Ziel | Laufzeit | Speed (Lauf) | |
|-----|-----|---------------------------|-----------------|-------------|-------------|------------|----------|------------|-------------|--------------|-------------|
| 1 | 585 | BRETT Hans-Joachim | | BMW Z4 | | | | | | | |
| | | Lauf 1: | 10.975 | 129,44 km/h | 09.056 | 72,03 km/h | 15.160 | 01:46.960 | 157,89 km/h | 02:22.151 | 106,37 km/h |
| | | Lauf 2: | 10.442 | 131,83 km/h | 08.886 | 73,33 km/h | 14.925 | 01:44.582 | 159,29 km/h | 02:18.835 | 108,91 km/h |
| | | Lauf 3: | 10.447 | 130,64 km/h | 08.655 | 74,87 km/h | 14.944 | 01:42.525 | 160,71 km/h | 02:16.571 | 110,71 km/h |

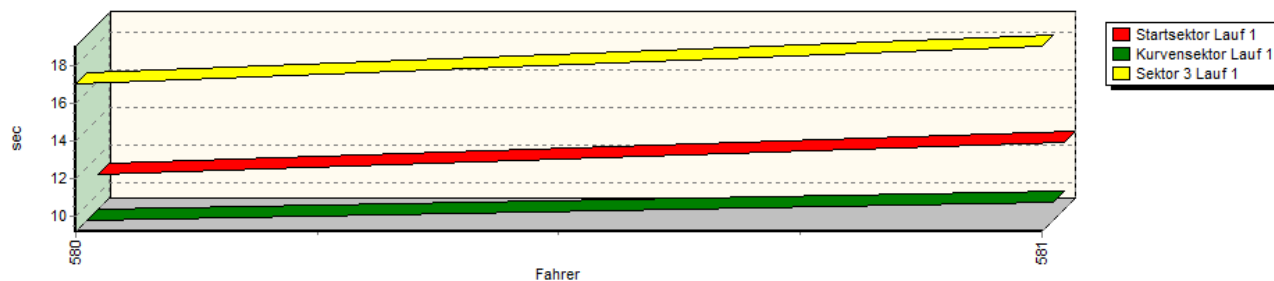
Sektorzeiten & Speeds - Gruppen G und N

| Rg. | Nr. | Startsek. | Speed vor Kurve | 90°-Kurve | Speed n. K. | Sektor 3 | Sektor 4 | Speed Ziel | Laufzeit | Speed (Lauf) |
|-----|---------|---------------------------------------|-----------------|-----------|-------------|----------|-----------|-------------|-----------|--------------|
| 2 | 586 | HULM Michael BMW E36 | | | | | | | | |
| | Lauf 1: | 10.869 | 125,68 km/h | 09.490 | 77,74 km/h | 15.578 | 01:46.357 | 153,85 km/h | 02:22.294 | 106,26 km/h |
| | Lauf 2: | 10.754 | 122,56 km/h | 09.190 | 78,67 km/h | 15.405 | 01:42.792 | 156,52 km/h | 02:18.141 | 109,45 km/h |
| | Lauf 3: | 10.705 | 124,14 km/h | 09.073 | 77,92 km/h | 15.619 | 01:41.378 | 156,52 km/h | 02:16.775 | 110,55 km/h |
| 3 | 588 | MARQUARDT Matthias BMW 318 TI | | | | | | | | |
| | Lauf 1: | 13.102 | 97,13 km/h | 09.687 | 68,25 km/h | 19.052 | 01:50.431 | 125,87 km/h | 02:32.272 | 99,30 km/h |
| | Lauf 2: | 12.753 | 100,60 km/h | 09.322 | 68,63 km/h | 18.685 | 01:47.948 | 126,76 km/h | 02:28.708 | 101,68 km/h |
| | Lauf 3: | 12.634 | 100,53 km/h | 09.344 | 68,36 km/h | 18.826 | 01:47.825 | 126,76 km/h | 02:28.629 | 101,73 km/h |
| 4 | 587 | POLZMACHER Matthias Opel Corsa | | | | | | | | |
| | Lauf 1: | 13.036 | 95,88 km/h | 10.595 | 61,18 km/h | 19.708 | 02:02.360 | 125,00 km/h | 02:45.699 | 91,25 km/h |
| | Lauf 2: | 12.894 | 99,82 km/h | 09.701 | 66,03 km/h | 19.097 | 01:59.965 | 125,87 km/h | 02:41.657 | 93,53 km/h |
| | Lauf 3: | 12.887 | 98,94 km/h | 09.776 | 64,18 km/h | 19.414 | 02:00.869 | 125,00 km/h | 02:42.946 | 92,79 km/h |

Speed-Diagramm Lauf 1

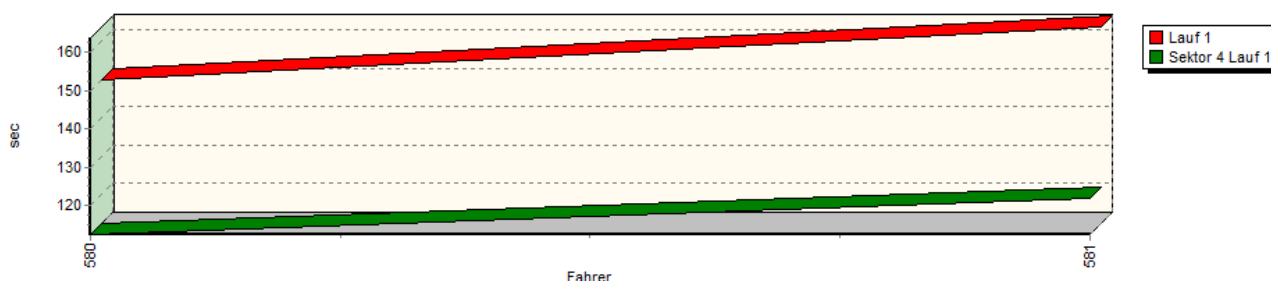


Sektor-Diagramm (Start) Lauf 1

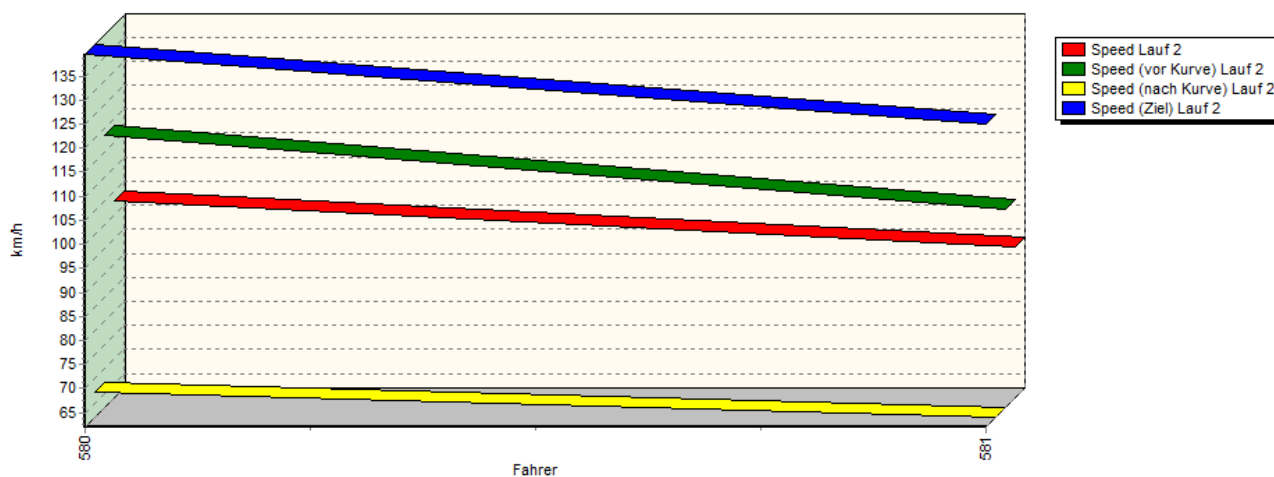


Sektorzeiten & Speeds - Gruppen G und N

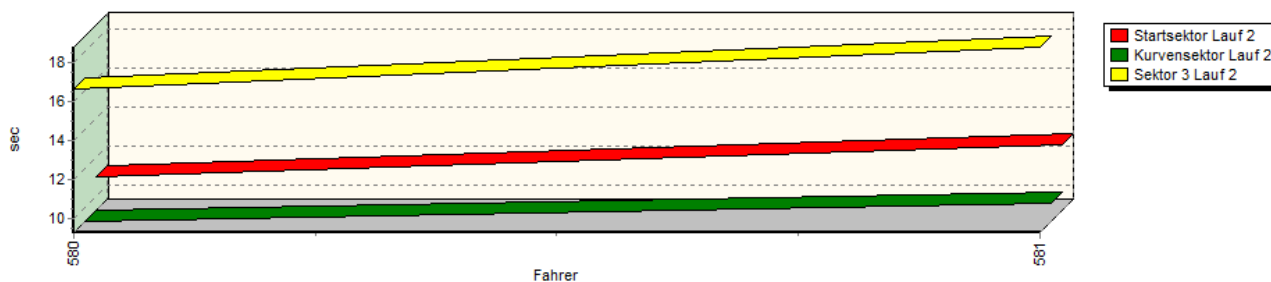
Sektor-Diagramm (Rest) Lauf 1



Speed-Diagramm Lauf 2

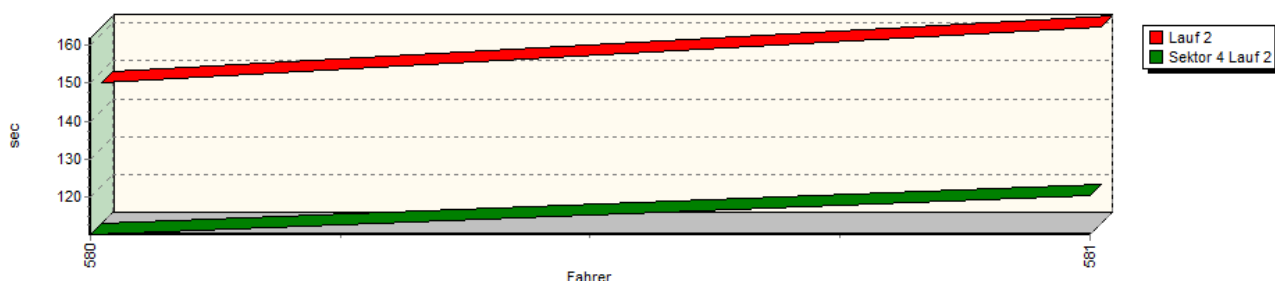


Sektor-Diagramm (Start) Lauf 2

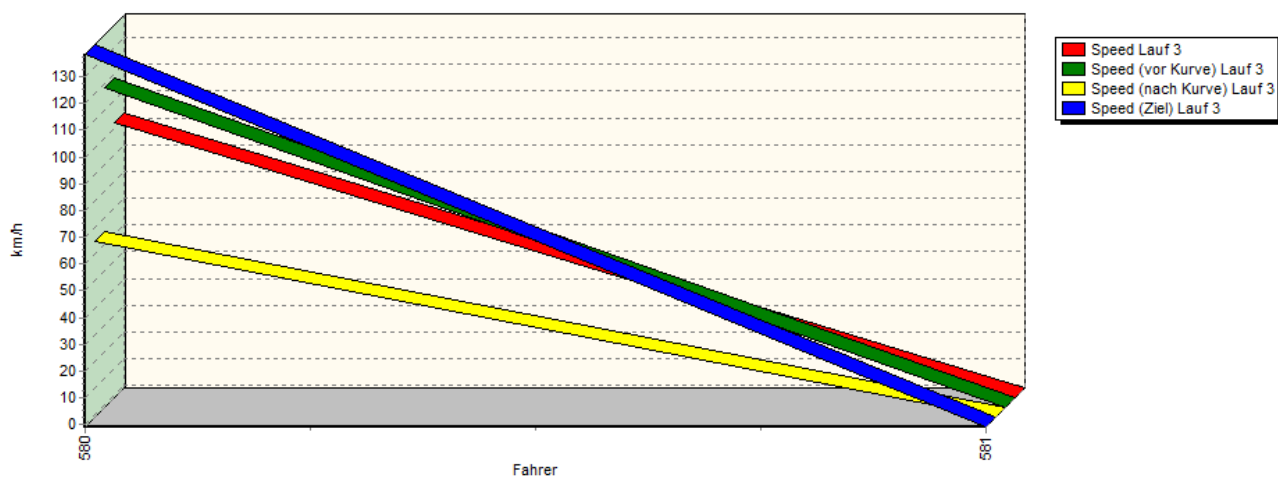


Sektorzeiten & Speeds - Gruppen G und N

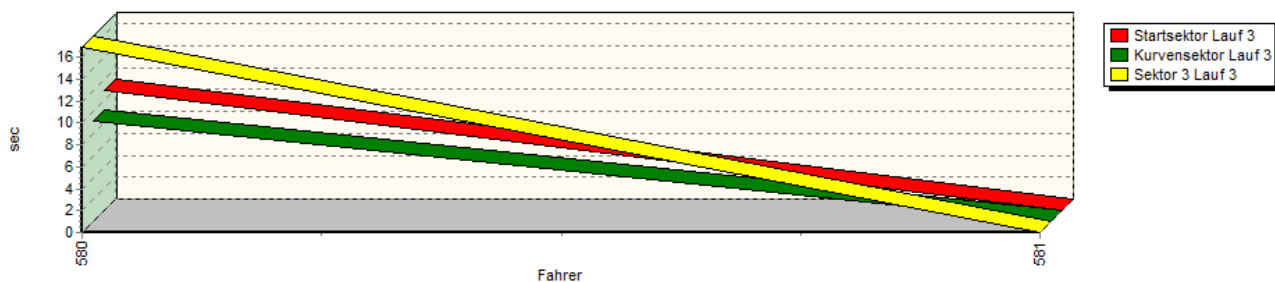
Sektor-Diagramm (Rest) Lauf 2



Speed-Diagramm Lauf 3

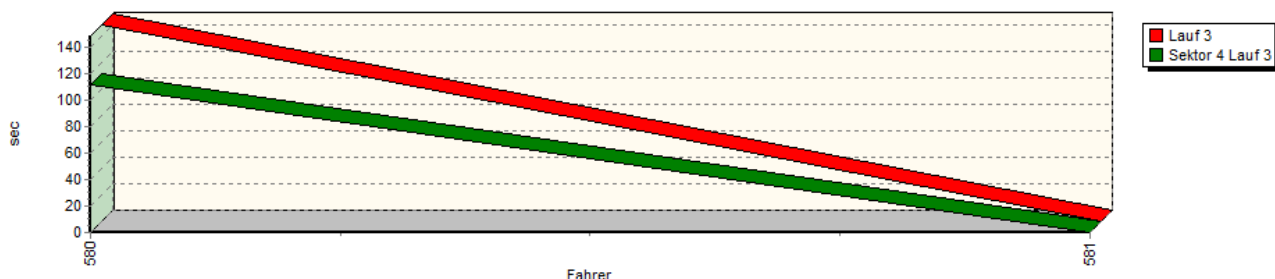


Sektor-Diagramm (Start) Lauf 3



Sektorzeiten & Speeds - Gruppen G und N

Sektor-Diagramm (Rest) Lauf 3



| Rg. | Nr. | Startsek. | Speed vor Kurve | 90°-Kurve | Speed n. K. | Sektor 3 | Sektor 4 | Speed Ziel | Laufzeit | Speed (Lauf) | |
|-----|-----|-------------------------|-----------------|--------------------|-------------|------------|----------|------------|-------------|--------------|-------------|
| 1 | 580 | FLADUNG Ralf | | Peugeot 206 RC | | | | | | | |
| | | Lauf 1: | 11.017 | 118,35 km/h | 09.173 | 65,71 km/h | 17.050 | 01:52.532 | 138,46 km/h | 02:29.772 | 100,95 km/h |
| | | Lauf 2: | 11.007 | 118,71 km/h | 09.256 | 67,28 km/h | 16.650 | 01:50.185 | 139,53 km/h | 02:27.098 | 102,79 km/h |
| | | Lauf 3: | 10.997 | 118,69 km/h | 09.136 | 64,81 km/h | 16.925 | 01:51.683 | 138,46 km/h | 02:28.741 | 101,65 km/h |
| 2 | 581 | KAISER Christoph | | Suzuki Swift Sport | | | | | | | |
| | | Lauf 1: | 12.723 | 102,03 km/h | 10.135 | 62,11 km/h | 19.030 | 02:01.791 | 124,14 km/h | 02:43.679 | 92,38 km/h |
| | | Lauf 2: | 12.609 | 103,30 km/h | 10.216 | 61,98 km/h | 18.790 | 02:00.294 | 125,00 km/h | 02:41.909 | 93,39 km/h |
| | | Lauf 3: | 00.000 | * km/h | 00.000 | * km/h | 00.000 | * | * km/h | * | * km/h |