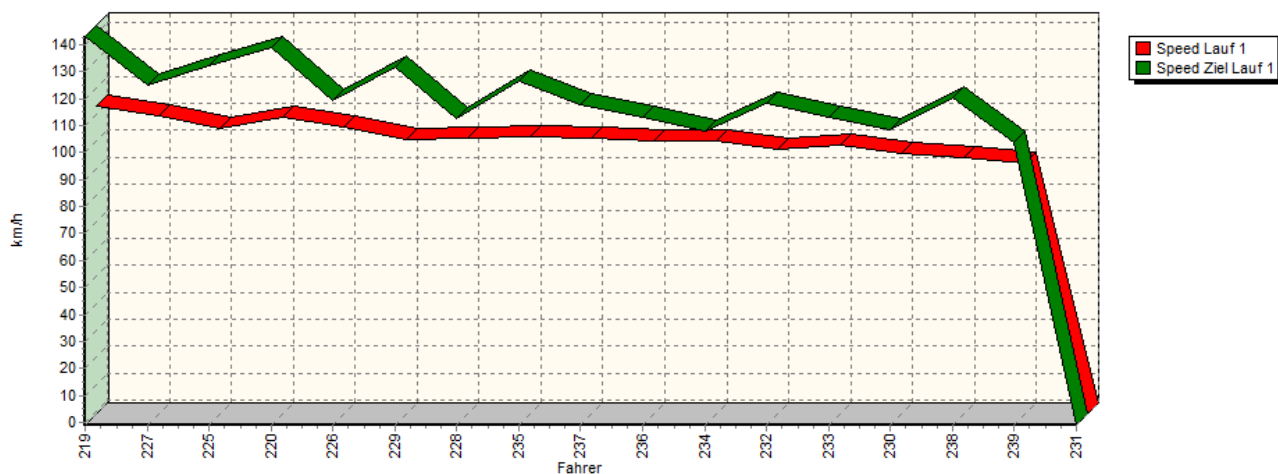
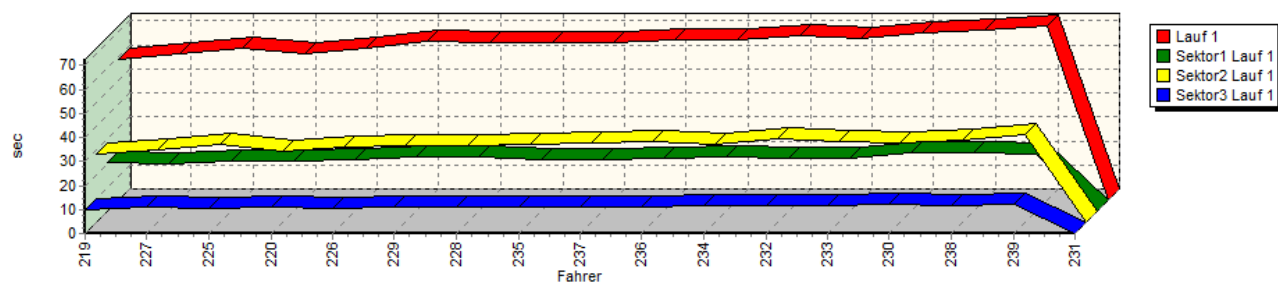


Sektorzeiten & Speeds - Groupe E1-National+E1-FIA+E1-EX Classe 25: +3000 ccm

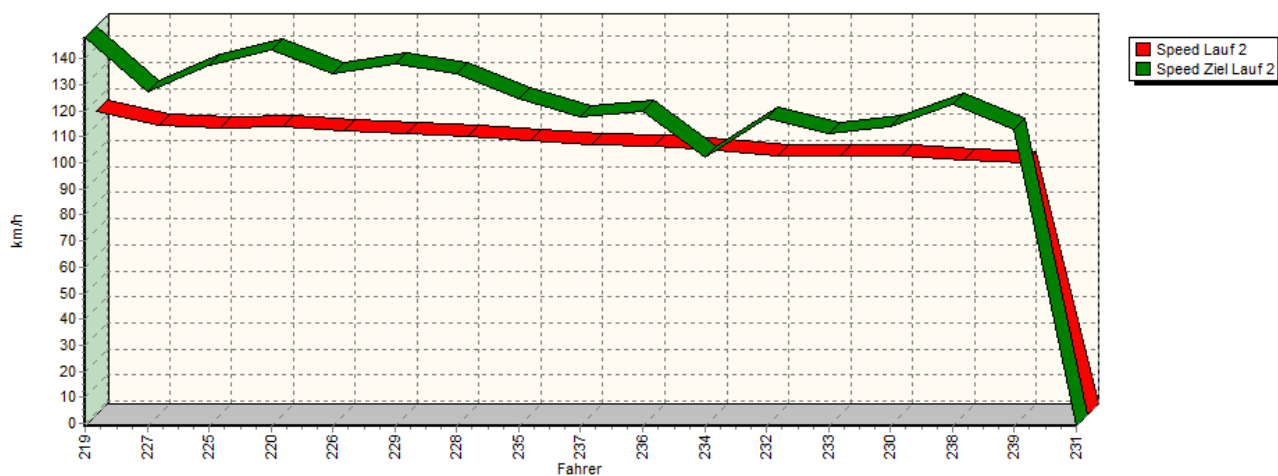
Speed-Diagramm Lauf 1



Sektor-Diagramm (Rest) Lauf 1

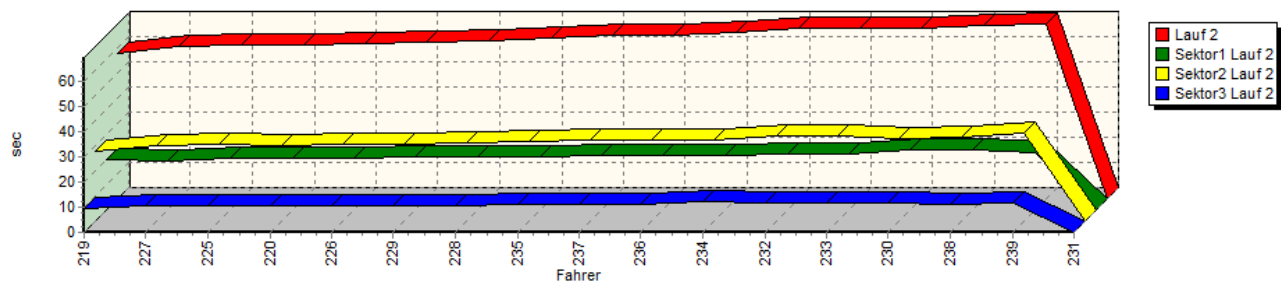


Speed-Diagramm Lauf 2

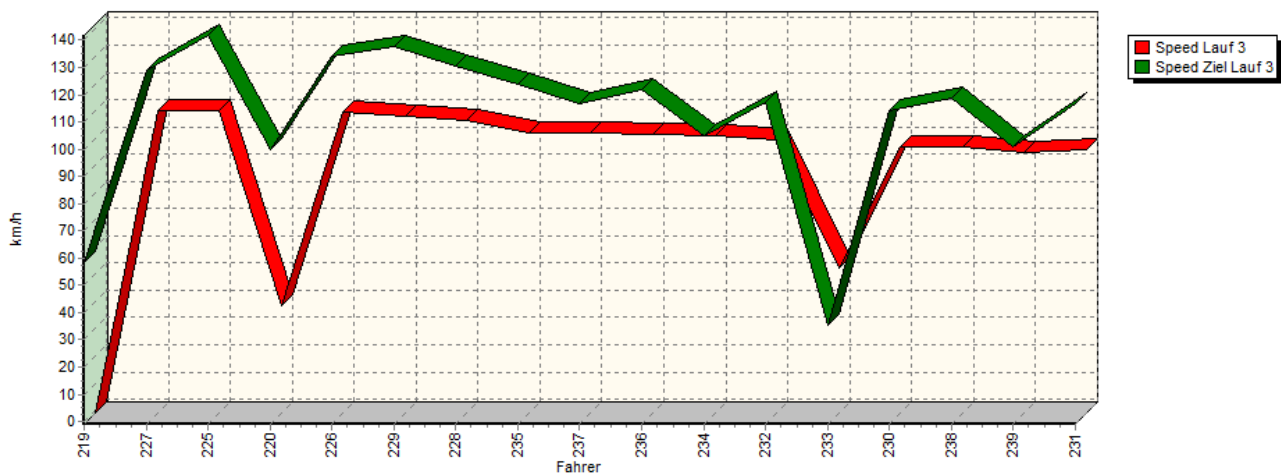


Sektorzeiten & Speeds - Groupe E1-National+E1-FIA+E1-EX Classe 25: +3000 ccm

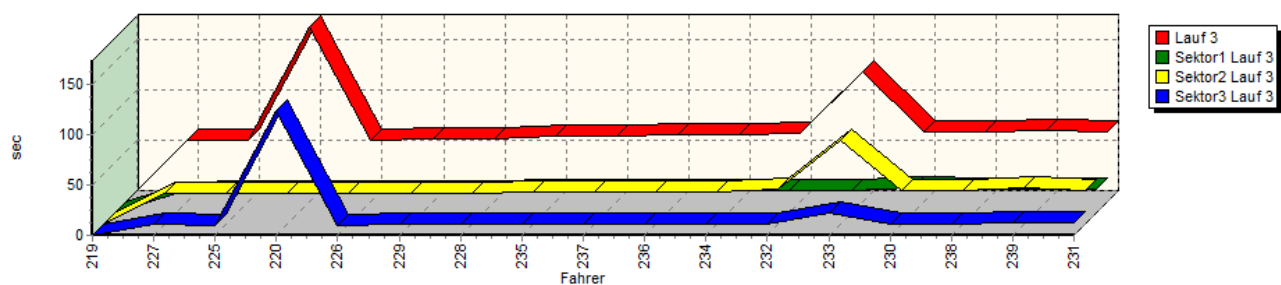
Sektor-Diagramm (Rest) Lauf 2



Speed-Diagramm Lauf 3



Sektor-Diagramm (Rest) Lauf 3



Rg.	Nr.	Sektor 1	Sektor 2	Sektor 3	Speed Ziel	Laufzeit	Speed (Lauf)	
1	219	STOLZ Herbert		Porsche 935 DP II				
		Lauf 1:	00:20.080	00:28.688	00:10.046	143,03 km/h	00:58.814	113,24 km/h
		Lauf 2:	00:20.232	00:27.822	00:09.544	148,06 km/h	00:57.598	115,63 km/h
		Lauf 3:	*	*	*	58,42 km/h	A	* km/h



European Hill Race

Bergrennen Eschdorf

1. - 3. Mai 2015

Luxemburger Bergmeisterschaft 2015

Deutsche Bergmeisterschaft 2015

KW Berg-Cup 2015

NSU Bergpokal 2015



Sektorzeiten & Speeds - Groupe E1-National+E1-FIA+E1-EX Classe 25: +3000 ccm

Rg.	Nr.	Sektor 1	Sektor 2	Sektor 3	Speed Ziel	Laufzeit	Speed (Lauf)	
2	227	FUCHS Mario		Mitsubishi Lancer Evo 9				
		Lauf 1:	00:19.961	00:30.058	00:10.854	125,03 km/h	01:00.873	109,41 km/h
		Lauf 2:	00:19.694	00:30.246	00:10.396	127,36 km/h	01:00.336	110,38 km/h
		Lauf 3:	00:19.811	00:30.005	00:10.578	128,77 km/h	01:00.394	110,28 km/h
3	225	IANNIELLO Bruno		Lancia Delta S4				
		Lauf 1:	00:20.811	00:32.303	00:10.424	131,99 km/h	01:03.538	104,82 km/h
		Lauf 2:	00:20.289	00:30.535	00:10.286	137,46 km/h	01:01.110	108,98 km/h
		Lauf 3:	00:20.173	00:30.079	00:10.251	141,77 km/h	01:00.503	110,08 km/h
4	220	HANDA Norbert		Lancia Delta Integrale Turbo				
		Lauf 1:	00:20.649	00:29.761	00:10.761	138,69 km/h	01:01.171	108,88 km/h
		Lauf 2:	00:20.296	00:30.232	00:10.330	143,00 km/h	01:00.858	109,43 km/h
		Lauf 3:	00:20.083	00:30.020	02:02.735	99,97 km/h	02:52.838	38,53 km/h
5	226	KESSLER Thomas		Mitsubishi Evo HPT				
		Lauf 1:	00:21.278	00:31.258	00:10.601	119,47 km/h	01:03.137	105,49 km/h
		Lauf 2:	00:20.719	00:30.332	00:10.529	134,04 km/h	01:01.580	108,15 km/h
		Lauf 3:	00:20.540	00:30.025	00:10.314	134,11 km/h	01:00.879	109,40 km/h
6	229	RUCH René		Ferrari 355 GT				
		Lauf 1:	00:22.687	00:32.108	00:11.197	131,52 km/h	01:05.992	100,92 km/h
		Lauf 2:	00:21.122	00:30.780	00:10.465	138,02 km/h	01:02.367	106,79 km/h
		Lauf 3:	00:21.305	00:29.867	00:10.482	137,53 km/h	01:01.654	108,02 km/h
7	228	EDWARDS Keith		Audi Quattro S1				
		Lauf 1:	00:22.442	00:32.205	00:11.027	112,80 km/h	01:05.674	101,41 km/h
		Lauf 2:	00:20.976	00:31.287	00:10.706	133,95 km/h	01:02.969	105,76 km/h
		Lauf 3:	00:21.056	00:30.722	00:10.849	130,30 km/h	01:02.627	106,35 km/h
8	235	SCHILLING Nico		Subaru Impreza WRX STI				
		Lauf 1:	00:21.649	00:32.678	00:11.275	126,32 km/h	01:05.602	101,52 km/h
		Lauf 2:	00:20.965	00:31.768	00:11.146	124,71 km/h	01:03.879	104,26 km/h
		Lauf 3:	00:21.884	00:32.207	00:11.223	123,78 km/h	01:05.314	101,97 km/h
9	237	VALENTINY Charles		Subaru Impreza WRX STI				
		Lauf 1:	00:21.466	00:33.211	00:11.240	117,63 km/h	01:05.917	101,04 km/h
		Lauf 2:	00:21.440	00:32.318	00:11.127	117,81 km/h	01:04.885	102,64 km/h
		Lauf 3:	00:21.581	00:32.350	00:11.485	116,81 km/h	01:05.416	101,81 km/h
10	236	SCHILLING Cedric		Mitsubishi Lancer Evo 7				
		Lauf 1:	00:21.859	00:33.436	00:11.302	113,14 km/h	01:06.597	100,00 km/h
		Lauf 2:	00:21.915	00:32.279	00:11.071	119,71 km/h	01:05.265	102,05 km/h
		Lauf 3:	00:22.324	00:32.395	00:11.070	121,95 km/h	01:05.789	101,23 km/h
11	234	KEIPES Georges		Ford Escort Cosworth				
		Lauf 1:	00:22.507	00:32.467	00:11.547	108,06 km/h	01:06.521	100,12 km/h
		Lauf 2:	00:21.840	00:32.241	00:12.078	102,34 km/h	01:06.159	100,67 km/h
		Lauf 3:	00:22.303	00:32.385	00:11.521	104,71 km/h	01:06.209	100,59 km/h
12	232	MARECHAL Henri		Ford Escort Cosworth				
		Lauf 1:	00:22.078	00:34.762	00:11.695	118,41 km/h	01:08.535	97,18 km/h
		Lauf 2:	00:21.980	00:34.017	00:11.638	116,92 km/h	01:07.635	98,47 km/h
		Lauf 3:	00:21.439	00:34.079	00:11.687	117,28 km/h	01:07.205	99,10 km/h
13	233	KREMER Yves		Subaru Impreza				
		Lauf 1:	00:22.205	00:33.832	00:11.375	112,84 km/h	01:07.412	98,79 km/h
		Lauf 2:	00:22.085	00:33.889	00:11.562	111,37 km/h	01:07.536	98,62 km/h
		Lauf 3:	00:22.159	01:23.320	00:22.486	35,32 km/h	02:07.965	52,05 km/h



European Hill Race

Bergrennen Eschdorf

1. - 3. Mai 2015

Luxemburger Bergmeisterschaft 2015

Deutsche Bergmeisterschaft 2015

KW Berg-Cup 2015

NSU Bergpokal 2015



Sektorzeiten & Speeds - Groupe E1-National+E1-FIA+E1-EX Classe 25: +3000 ccm

Rg.	Nr.	Sektor 1	Sektor 2	Sektor 3	Speed Ziel	Laufzeit	Speed (Lauf)	
14	230	DEMUTH Guy		BMW 235i Cup				
		Lauf 1:	00:24.436	00:33.243	00:12.021	108,68 km/h	01:09.700	95,55 km/h
		Lauf 2:	00:23.661	00:32.693	00:11.435	113,71 km/h	01:07.789	98,25 km/h
		Lauf 3:	00:24.259	00:33.039	00:11.385	114,02 km/h	01:08.683	96,97 km/h
15	238	MERTEN Yves		Ford Focus RS MK2				
		Lauf 1:	00:24.669	00:34.493	00:11.853	120,07 km/h	01:11.015	93,78 km/h
		Lauf 2:	00:23.917	00:33.525	00:11.325	122,65 km/h	01:08.767	96,85 km/h
		Lauf 3:	00:23.998	00:33.191	00:11.548	118,71 km/h	01:08.737	96,89 km/h
16	239	WAMPACH Romain		Subaru Impreza				
		Lauf 1:	00:23.620	00:36.838	00:12.155	103,61 km/h	01:12.613	91,72 km/h
		Lauf 2:	00:22.904	00:34.824	00:11.744	112,64 km/h	01:09.472	95,87 km/h
		Lauf 3:	00:22.987	00:35.337	00:12.172	100,80 km/h	01:10.496	94,47 km/h
17	231	ZIMMER Steve		BMW M3 E46				
		Lauf 1:	*	*	*	* km/h	*	* km/h
		Lauf 2:	*	*	*	* km/h	*	* km/h
		Lauf 3:	00:23.567	00:33.811	00:12.333	116,57 km/h	01:09.711	95,54 km/h