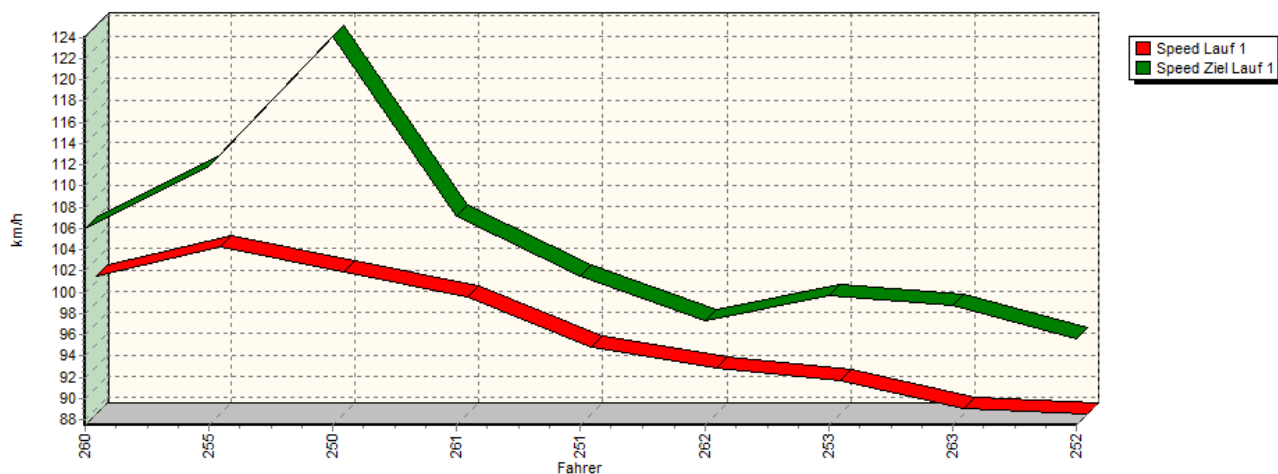
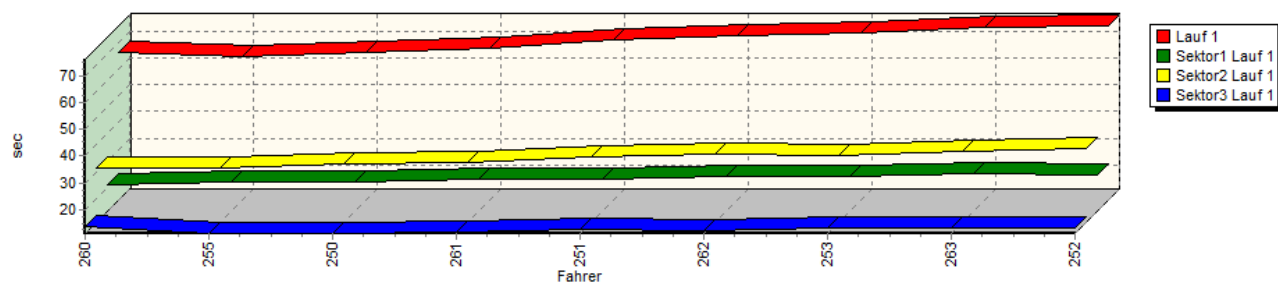


Sektorzeiten & Speeds - Groupe E1-National+E1-FIA+E1-EX Classe 24: +2000-3000 ccm

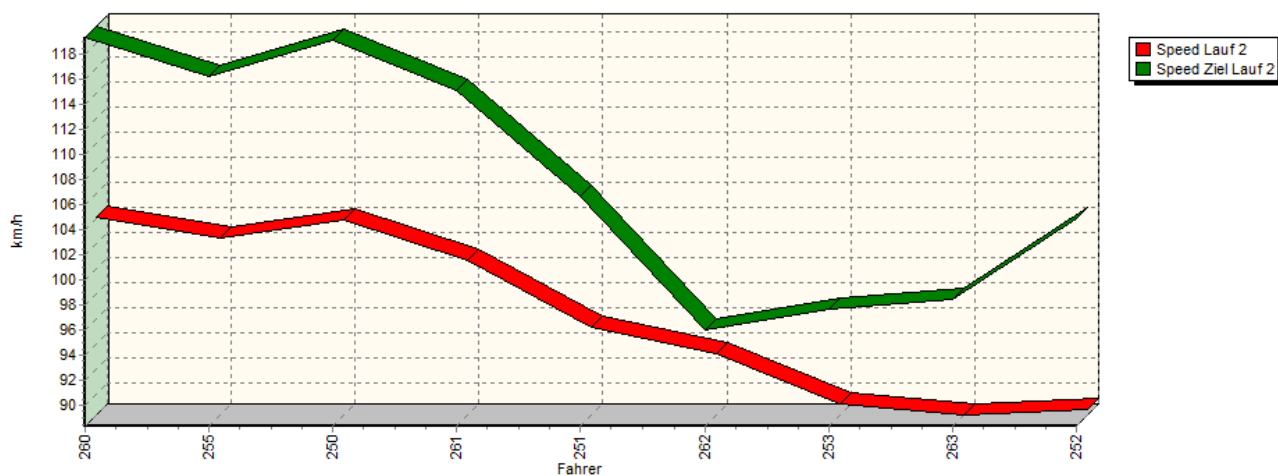
Speed-Diagramm Lauf 1



Sektor-Diagramm (Rest) Lauf 1

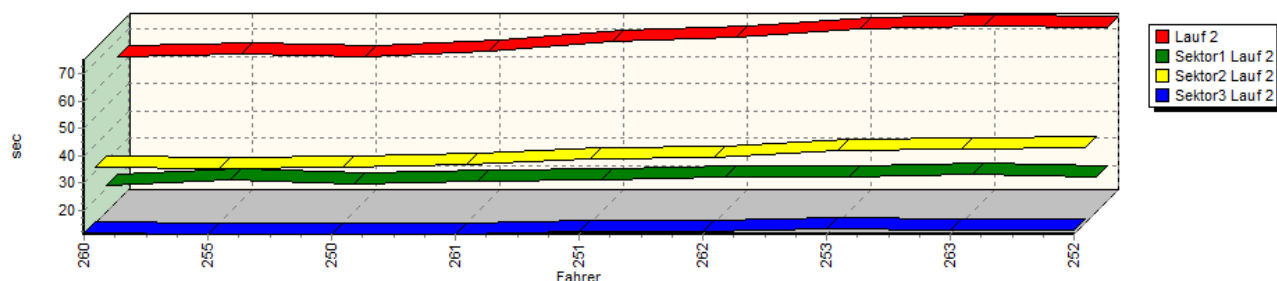


Speed-Diagramm Lauf 2

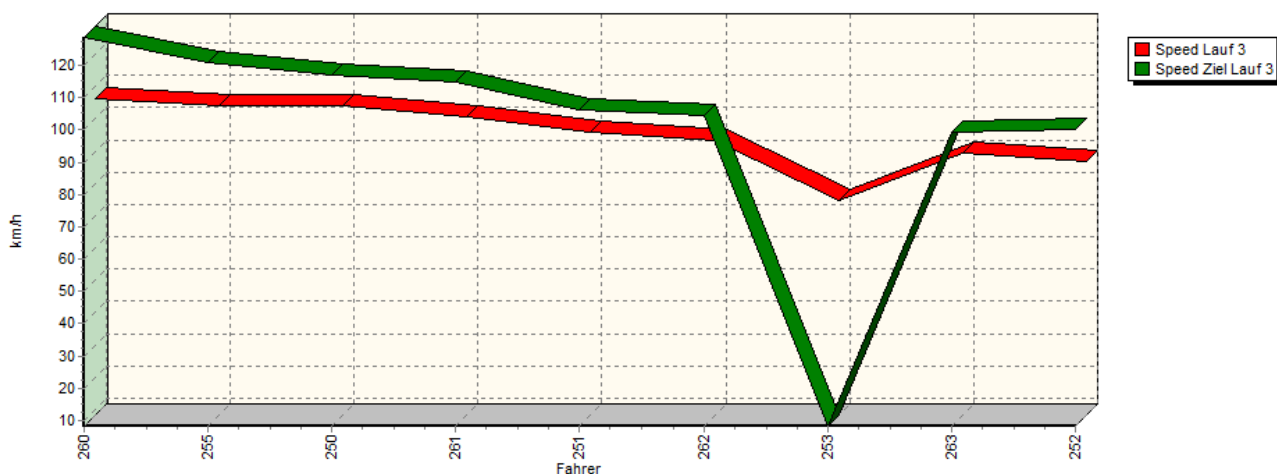


Sektorzeiten & Speeds - Groupe E1-National+E1-FIA+E1-EX Classe 24: +2000-3000 ccm

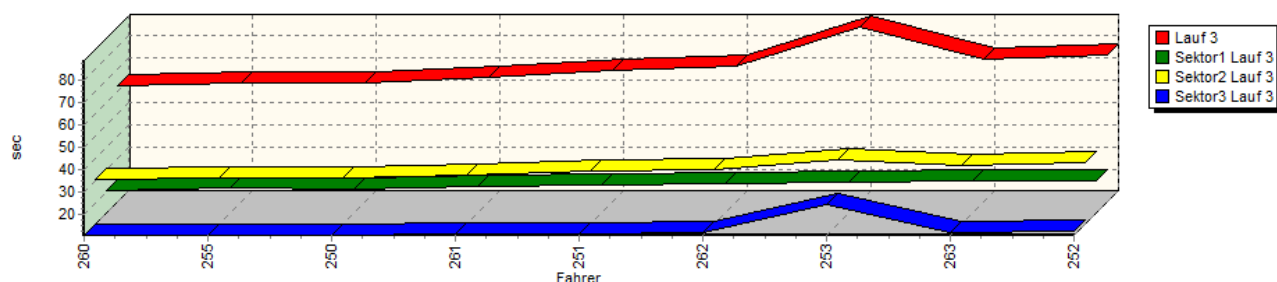
Sektor-Diagramm (Rest) Lauf 2



Speed-Diagramm Lauf 3



Sektor-Diagramm (Rest) Lauf 3



Rg.	Nr.	Sektor 1	Sektor 2	Sektor 3	Speed Ziel	Laufzeit	Speed (Lauf)	
1	260	MURRAY Keith		Audi 80 Quattro Turbo				
		Lauf 1:	00:21.095	00:31.434	00:13.754	106,02 km/h	01:06.283	100,48 km/h
		Lauf 2:	00:20.820	00:31.832	00:11.317	119,37 km/h	01:03.969	104,11 km/h
		Lauf 3:	00:20.963	00:31.070	00:10.799	128,59 km/h	01:02.832	106,00 km/h



European Hill Race

Bergrennen Eschdorf

1. - 3. Mai 2015

Luxemburger Bergmeisterschaft 2015

Deutsche Bergmeisterschaft 2015

KW Berg-Cup 2015

NSU Bergpokal 2015



Sektorzeiten & Speeds - Groupe E1-National+E1-FIA+E1-EX Classe 24: +2000-3000 ccm

Rg.	Nr.	Sektor 1	Sektor 2	Sektor 3	Speed Ziel	Laufzeit	Speed (Lauf)
2	255	WIEBE Hans-Peter	Renault Williams Wiebe Laguna				
		Lauf 1: 00:22.197	00:31.290	00:10.998	111,83 km/h	01:04.485	103,28 km/h
		Lauf 2: 00:22.639	00:31.329	00:11.036	116,31 km/h	01:05.004	102,46 km/h
		Lauf 3: 00:21.794	00:31.208	00:10.953	120,65 km/h	01:03.955	104,14 km/h
3	250	PERMETINGER Bernhard	BMW E30 M3				
		Lauf 1: 00:22.040	00:32.896	00:11.131	124,07 km/h	01:06.067	100,81 km/h
		Lauf 2: 00:21.375	00:31.688	00:11.013	119,11 km/h	01:04.076	103,94 km/h
		Lauf 3: 00:21.560	00:31.565	00:10.855	116,76 km/h	01:03.980	104,10 km/h
4	261	KLEINSORG Ralf	BMW 316				
		Lauf 1: 00:22.892	00:33.480	00:11.279	107,13 km/h	01:07.651	98,45 km/h
		Lauf 2: 00:22.253	00:32.791	00:11.097	115,16 km/h	01:06.141	100,69 km/h
		Lauf 3: 00:22.574	00:32.481	00:11.295	114,69 km/h	01:06.350	100,38 km/h
5	251	OSTERMANN Thomas	BMW E30 Hartge				
		Lauf 1: 00:23.070	00:35.295	00:12.671	101,50 km/h	01:11.036	93,76 km/h
		Lauf 2: 00:23.068	00:34.950	00:11.848	106,72 km/h	01:09.866	95,33 km/h
		Lauf 3: 00:23.432	00:34.500	00:11.670	106,25 km/h	01:09.602	95,69 km/h
6	262	CARTIAUX Dany	Opel Commodore B				
		Lauf 1: 00:23.848	00:36.503	00:12.138	97,33 km/h	01:12.489	91,88 km/h
		Lauf 2: 00:23.924	00:35.194	00:12.285	95,96 km/h	01:11.403	93,27 km/h
		Lauf 3: 00:24.166	00:35.315	00:12.024	104,43 km/h	01:11.505	93,14 km/h
7	253	SCHLACHTER Karl-Heinz	BMW 2002 Tii Alpina				
		Lauf 1: 00:24.201	00:35.996	00:13.240	99,66 km/h	01:13.437	90,69 km/h
		Lauf 2: 00:24.124	00:37.589	00:12.880	97,66 km/h	01:14.593	89,28 km/h
		Lauf 3: 00:24.579	00:39.615	00:24.737	8,31 km/h	01:28.931	74,89 km/h
8	263	LUCIUS David	Opel Kadett C Rallye				
		Lauf 1: 00:25.169	00:37.651	00:12.831	98,78 km/h	01:15.651	88,04 km/h
		Lauf 2: 00:24.758	00:38.131	00:12.499	98,44 km/h	01:15.388	88,34 km/h
		Lauf 3: 00:24.952	00:37.181	00:12.326	99,34 km/h	01:14.459	89,45 km/h
9	252	WALSER Werner	Opel Kadett C Limo				
		Lauf 1: 00:24.376	00:38.593	00:13.141	95,59 km/h	01:16.110	87,50 km/h
		Lauf 2: 00:23.957	00:38.613	00:12.448	104,93 km/h	01:15.018	88,78 km/h
		Lauf 3: 00:25.431	00:38.601	00:12.693	100,31 km/h	01:16.725	86,80 km/h