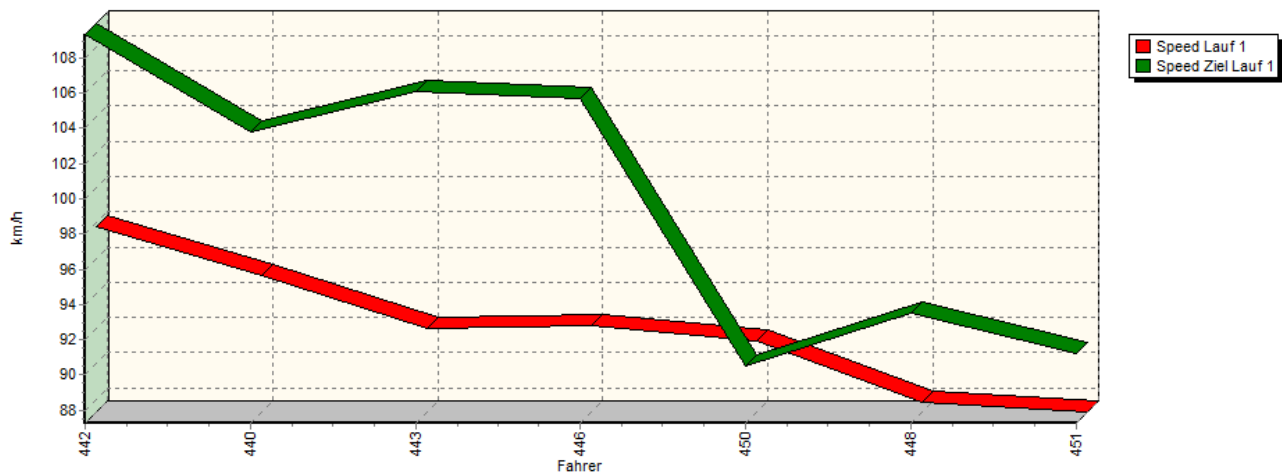
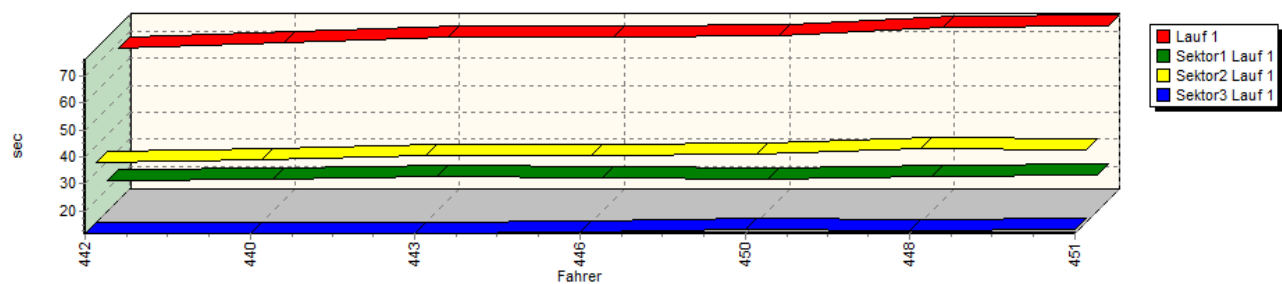


## Sektorzeiten & Speeds - Groupe E1-National+E1-FIA+E1-EX Classe 22a: -1150 ccm

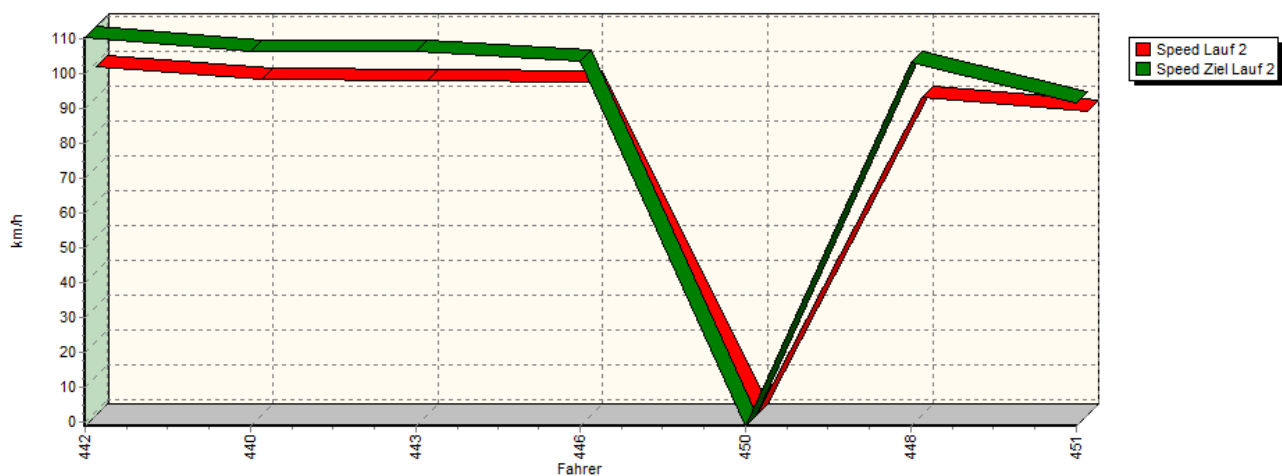
Speed-Diagramm Lauf 1



Sektor-Diagramm (Rest) Lauf 1

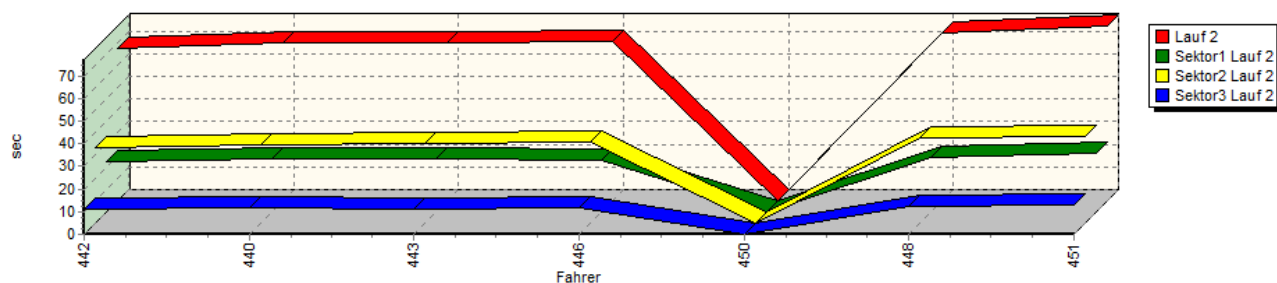


Speed-Diagramm Lauf 2

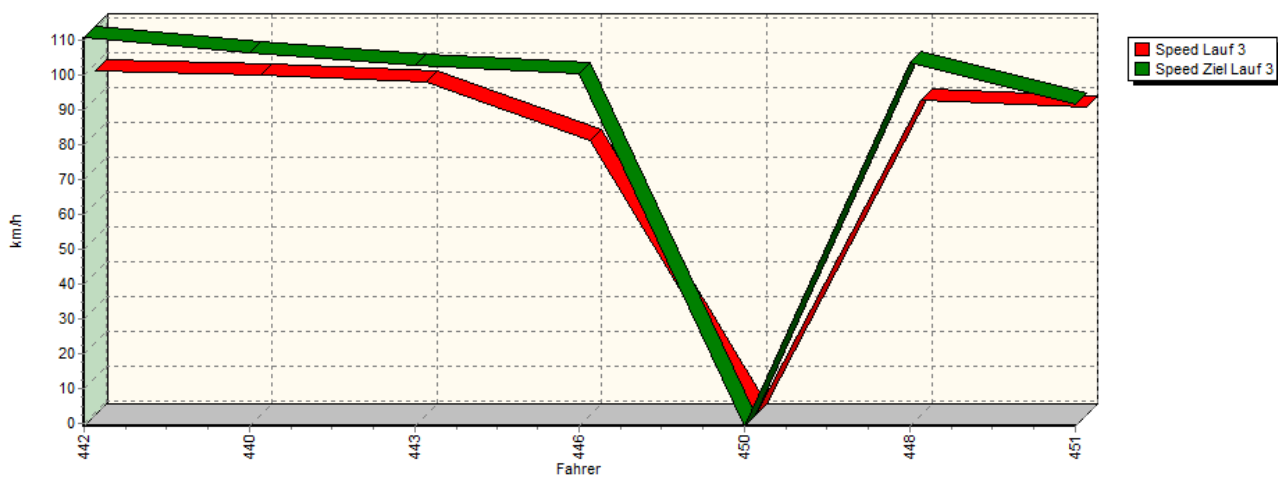


## Sektorzeiten & Speeds - Groupe E1-National+E1-FIA+E1-EX Classe 22a: -1150 ccm

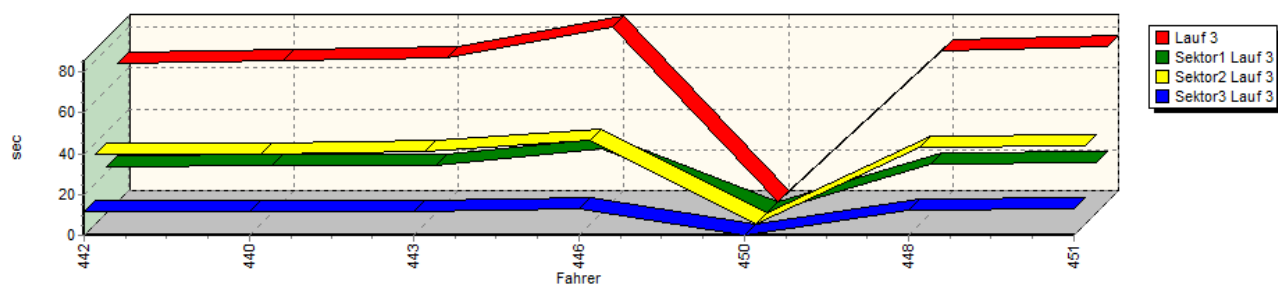
Sektor-Diagramm (Rest) Lauf 2



Speed-Diagramm Lauf 3



Sektor-Diagramm (Rest) Lauf 3



Rg.	Nr.	Sektor 1	Sektor 2	Sektor 3	Speed Ziel	Laufzeit	Speed (Lauf)
1	442	<b>STELBERG Thomas</b>		VW Schneider Polo 16V			
		Lauf 1:	00:22.831	00:33.819	00:11.455	109,32 km/h	01:08.105
		Lauf 2:	00:22.466	00:33.582	00:11.317	110,55 km/h	01:07.365
		Lauf 3:	00:22.486	00:34.112	00:11.450	110.64 km/h	01:08.048
							97,79 km/h
							98,86 km/h
							97,87 km/h



# European Hill Race

Bergrennen Eschdorf

1. - 3. Mai 2015

Luxemburger Bergmeisterschaft 2015

Deutsche Bergmeisterschaft 2015

KW Berg-Cup 2015

NSU Bergpokal 2015



## Sektorzeiten & Speeds - Groupe E1-National+E1-FIA+E1-EX Classe 22a: -1150 ccm

Rg.	Nr.	Sektor 1	Sektor 2	Sektor 3	Speed Ziel	Laufzeit	Speed (Lauf)
2	440	<b>HESSBERGER Jürgen</b>	Fiat 127 Sport Martini-Racing				
		Lauf 1: 00:23.553	00:34.942	00:11.575	103,79 km/h	01:10.070	95,05 km/h
		Lauf 2: 00:23.566	00:34.610	00:11.550	106,37 km/h	01:09.726	95,52 km/h
		Lauf 3: 00:23.128	00:34.441	00:11.489	106,12 km/h	01:09.058	96,44 km/h
3	443	<b>EBERLE Jörg</b>	Fiat 127 Super				
		Lauf 1: 00:24.438	00:36.341	00:11.591	106,07 km/h	01:12.370	92,03 km/h
		Lauf 2: 00:23.532	00:35.186	00:11.346	106,45 km/h	01:10.064	95,06 km/h
		Lauf 3: 00:23.372	00:35.385	00:11.513	102,77 km/h	01:10.270	94,78 km/h
4	446	<b>RICHTER Peter</b>	VW Schneider Polo				
		Lauf 1: 00:23.933	00:36.491	00:11.843	105,72 km/h	01:12.267	92,16 km/h
		Lauf 2: 00:23.073	00:35.599	00:11.863	103,65 km/h	01:10.535	94,42 km/h
		Lauf 3: 00:31.593	00:41.314	00:12.776	100,22 km/h	01:25.683	77,73 km/h
5	450	<b>HOFMANN Steffen</b>	NSU TT 16V				
		Lauf 1: 00:23.413	00:36.655	00:12.856	90,48 km/h	01:12.924	91,33 km/h
		Lauf 2: *	*	*	* km/h	*	* km/h
		Lauf 3: *	*	*	* km/h	*	* km/h
6	448	<b>EBENHÖH Silvia</b>	VW Polo				
		Lauf 1: 00:24.311	00:38.887	00:12.613	93,48 km/h	01:15.811	87,85 km/h
		Lauf 2: 00:23.798	00:37.844	00:12.281	103,19 km/h	01:13.923	90,09 km/h
		Lauf 3: 00:23.941	00:38.022	00:12.378	103,24 km/h	01:14.341	89,59 km/h
7	451	<b>EICHHOLZ Mike</b>	Fiat Cinquecento 8V				
		Lauf 1: 00:24.927	00:38.301	00:13.083	91,23 km/h	01:16.311	87,27 km/h
		Lauf 2: 00:25.753	00:38.247	00:13.178	91,60 km/h	01:17.178	86,29 km/h
		Lauf 3: 00:24.839	00:38.079	00:13.151	91,32 km/h	01:16.069	87,55 km/h