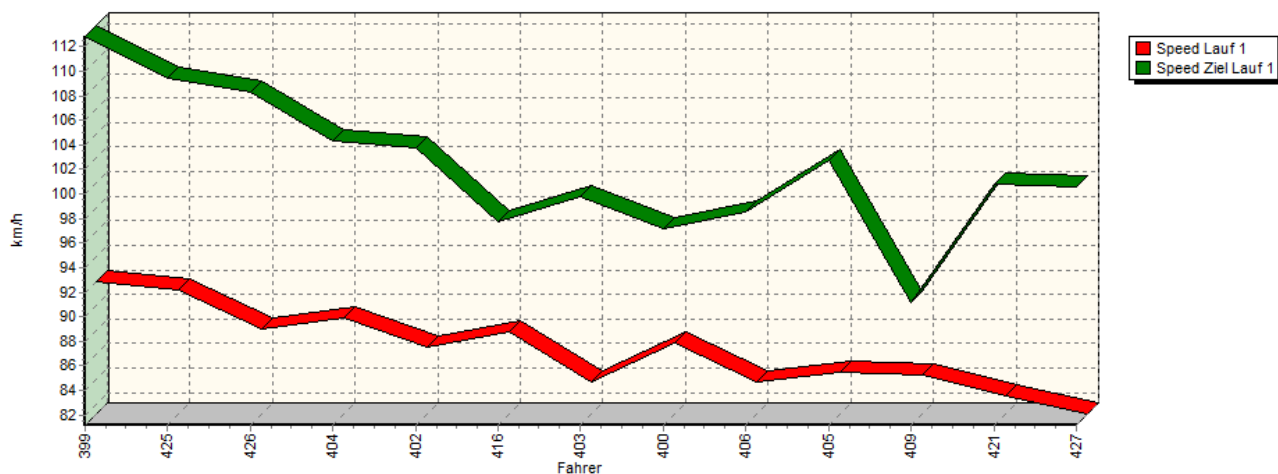
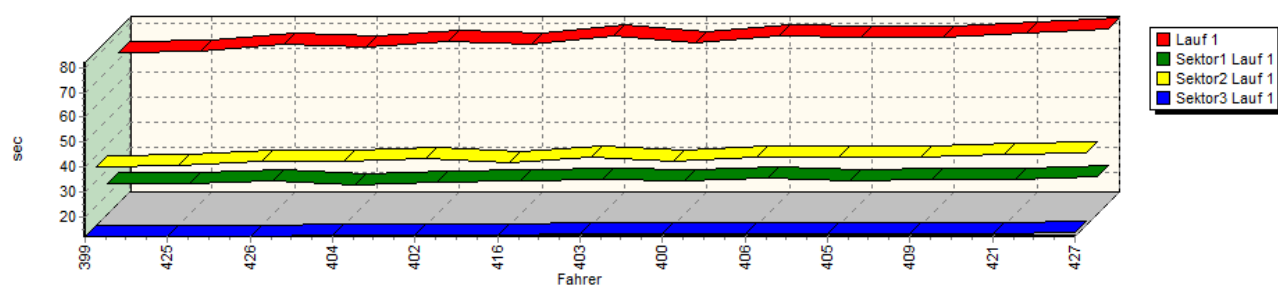


Sektorzeiten & Speeds - Groupe E1-National+E1-FIA+E1-EX Classe 22b: +1150-1400 ccm

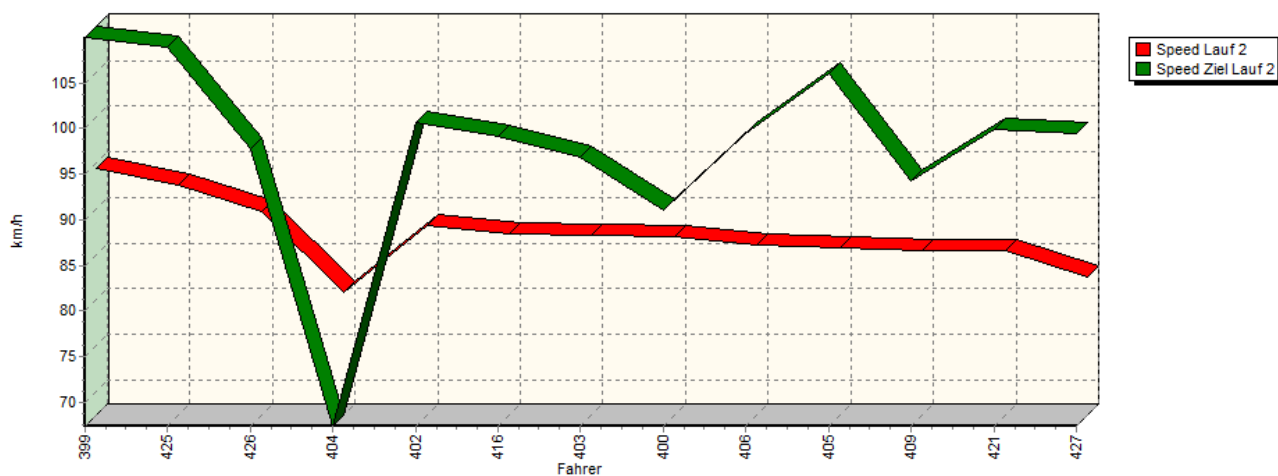
Speed-Diagramm Lauf 1



Sektor-Diagramm (Rest) Lauf 1

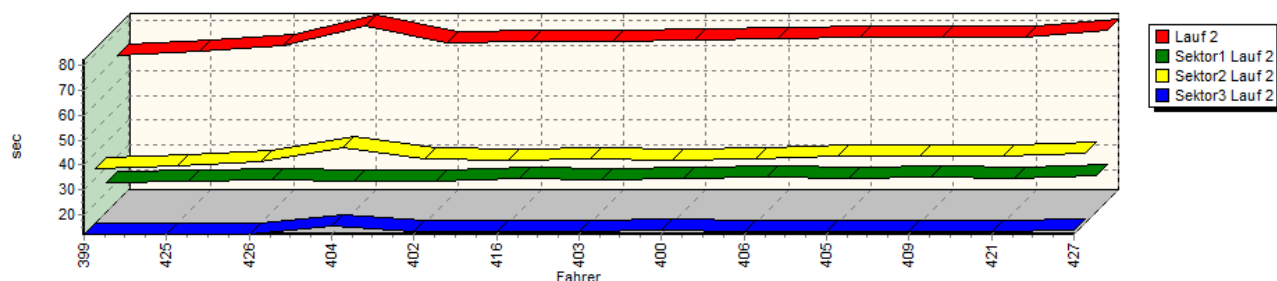


Speed-Diagramm Lauf 2



Sektorzeiten & Speeds - Groupe E1-National+E1-FIA+E1-EX Classe 22b: +1150-1400 ccm

Sektor-Diagramm (Rest) Lauf 2



Rg.	Nr.	Sektor 1	Sektor 2	Sektor 3	Speed Ziel	Laufzeit	Speed (Lauf)
1	399	EBENHÖH Armin Lauf 1: 00:24.562 Lauf 2: 00:24.099	VW Scirocco 16V 00:35.653 00:34.310	00:12.258 00:12.135	112,84 km/h 109,99 km/h	01:12.473 01:10.544	91,90 km/h 94,41 km/h
2	425	MARCHIONE Canio Lauf 1: 00:24.768 Lauf 2: 00:24.577	Fiat 127 00:36.002 00:35.282	00:12.198 00:12.135	109,43 km/h 108,88 km/h	01:12.968 01:11.994	91,27 km/h 92,51 km/h
3	426	DOUMONT Jérémy Lauf 1: 00:25.532 Lauf 2: 00:25.082	VW Polo 16V 00:37.749 00:36.967	00:12.351 00:12.254	108,26 km/h 97,72 km/h	01:15.632 01:14.303	88,06 km/h 89,63 km/h
4	404	HELLBERG Marcel Lauf 1: 00:24.121 Lauf 2: 00:24.439	VW Brügge Polo 8V 00:38.062 00:42.188	00:12.660 00:15.699	104,33 km/h 67,39 km/h	01:14.843 01:22.326	88,99 km/h 80,90 km/h
5	402	LOHMANN Frank Lauf 1: 00:25.202 Lauf 2: 00:24.635	VW Polo 8V 00:38.786 00:37.878	00:12.858 00:13.042	103,76 km/h 100,60 km/h	01:16.846 01:15.555	86,67 km/h 88,15 km/h
6	416	KOOB Sven Lauf 1: 00:25.342 Lauf 2: 00:25.670	Fiat X1/9 8V 00:37.532 00:37.565	00:12.963 00:13.171	97,79 km/h 99,20 km/h	01:15.837 01:16.406	87,82 km/h 87,17 km/h
7	403	BUCHER Ronnie Lauf 1: 00:26.357 Lauf 2: 00:25.135	VW Schneider Polo 16V 00:39.545 00:37.809	00:13.567 00:13.466	99,73 km/h 96,91 km/h	01:19.469 01:16.410	83,81 km/h 87,16 km/h
8	400	ABB Nils Lauf 1: 00:25.798 Lauf 2: 00:25.446	VW Schneider Polo II 8V 00:37.758 00:37.197	00:13.045 00:13.973	97,21 km/h 91,09 km/h	01:16.601 01:16.616	86,94 km/h 86,93 km/h
9	406	DUSCHER Frank Lauf 1: 00:26.519 Lauf 2: 00:26.160	VW Polo 8V 00:39.670 00:37.917	00:13.339 00:13.404	98,50 km/h 99,53 km/h	01:19.528 01:17.481	83,74 km/h 85,96 km/h
10	405	KOHLER Thomas Lauf 1: 00:25.815 Lauf 2: 00:25.536	Fiat X1/9 16V 00:39.644 00:38.929	00:13.320 00:13.193	102,76 km/h 105,98 km/h	01:18.779 01:17.658	84,54 km/h 85,76 km/h
11	409	HÜLSMANN Markus Lauf 1: 00:26.106 Lauf 2: 00:25.999	VW Golf I 8V 00:39.536 00:38.831	00:13.271 00:13.119	91,14 km/h 94,19 km/h	01:18.913 01:17.949	84,40 km/h 85,44 km/h
12	421	WINKLER Stefan Lauf 1: 00:26.425 Lauf 2: 00:25.615	Fiat 127A 00:40.812 00:39.368	00:13.298 00:12.995	100,85 km/h 99,87 km/h	01:20.535 01:17.978	82,70 km/h 85,41 km/h



European Hill Race

Bergrennen Eschdorf

1. - 3. Mai 2015

Luxemburger Bergmeisterschaft 2015

Deutsche Bergmeisterschaft 2015

KW Berg-Cup 2015

NSU Bergpokal 2015



Sektorzeiten & Speeds - Groupe E1-National+E1-FIA+E1-EX Classe 22b: +1150-1400 ccm

Rg.	Nr.		Sektor 1	Sektor 2	Sektor 3	Speed Ziel	Laufzeit	Speed (Lauf)
13	427	D'ACRI Stefano		Peugeot 106 Rallye				
		Lauf 1:	00:27.174	00:41.152	00:13.724	100,60 km/h	01:22.050	81,17 km/h
		Lauf 2:	00:26.991	00:40.044	00:13.639	99,48 km/h	01:20.674	82,55 km/h

