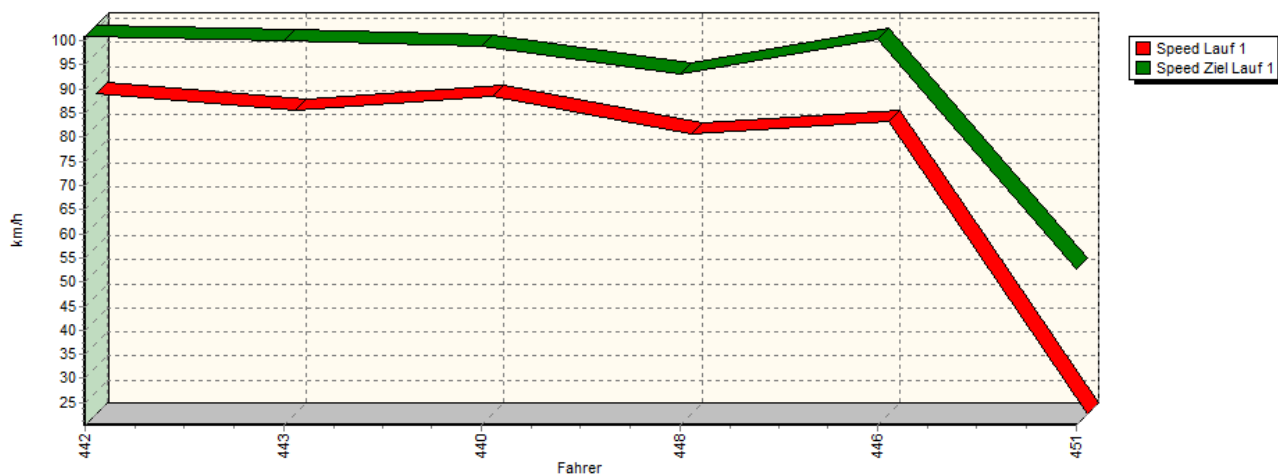
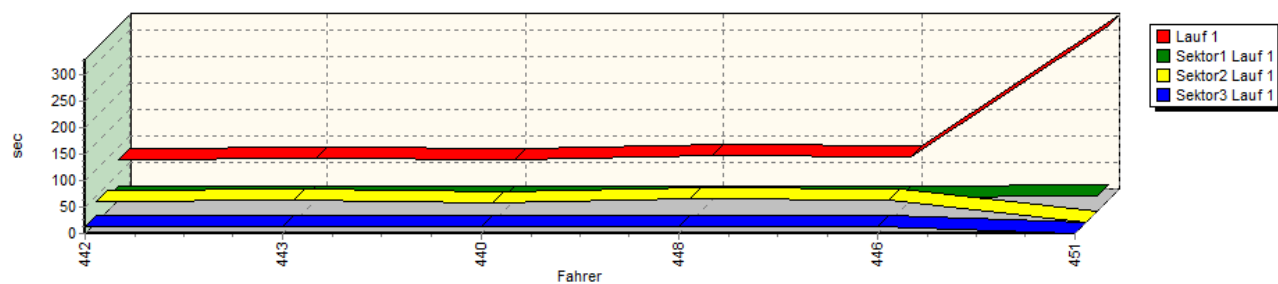


## Sektorzeiten & Speeds - Groupe E1-National+E1-FIA+E1-EX Classe 22a: -1150 ccm

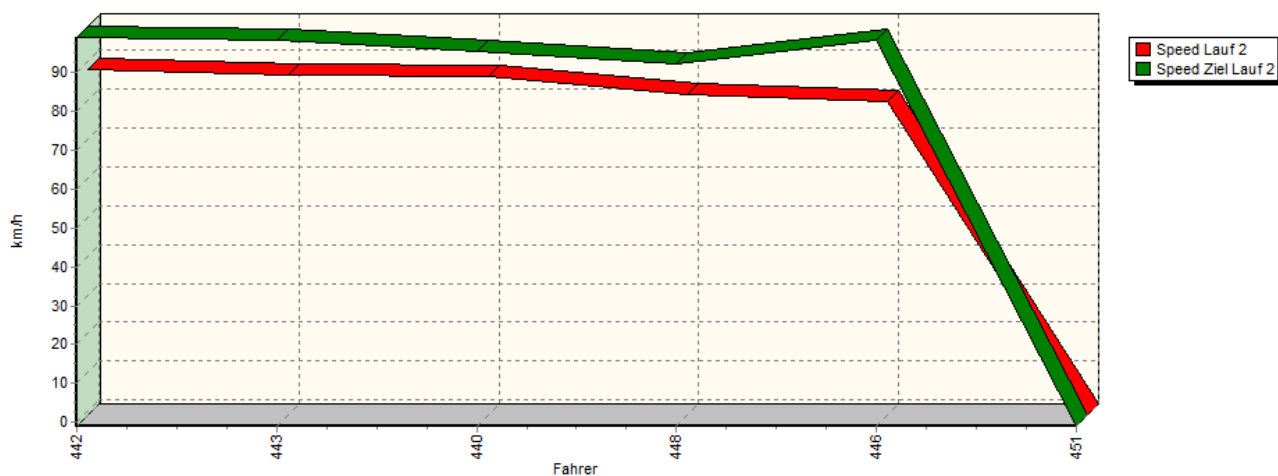
Speed-Diagramm Lauf 1



Sektor-Diagramm (Rest) Lauf 1

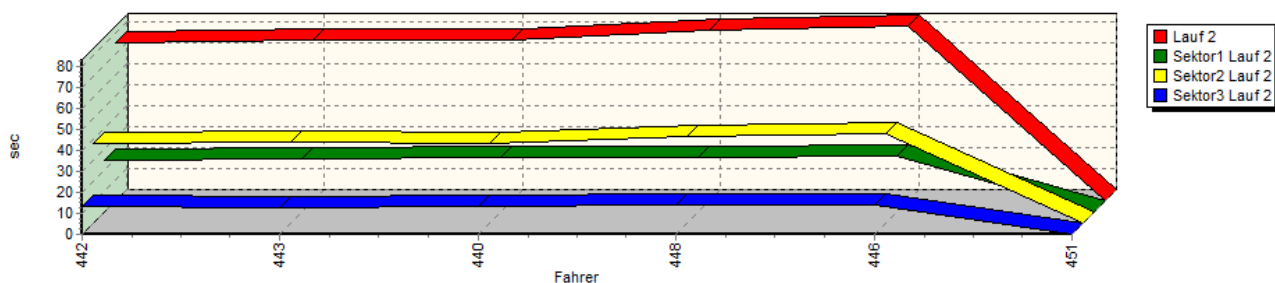


Speed-Diagramm Lauf 2



## Sektorzeiten & Speeds - Groupe E1-National+E1-FIA+E1-EX Classe 22a: -1150 ccm

Sektor-Diagramm (Rest) Lauf 2



Rg.	Nr.	Sektor 1	Sektor 2	Sektor 3	Speed Ziel	Laufzeit	Speed (Lauf)
1	442	<b>STELBERG Thomas</b>	VW Schneider Polo 16V				
		Lauf 1: 00:25.484	00:38.161	00:13.024	100,88 km/h	01:16.669	86,87 km/h
		Lauf 2: 00:24.812	00:37.900	00:13.063	99,13 km/h	01:15.775	87,89 km/h
2	443	<b>EBERLE Jörg</b>	Fiat 127 Super				
		Lauf 1: 00:26.346	00:40.644	00:12.916	100,03 km/h	01:19.906	83,35 km/h
		Lauf 2: 00:25.291	00:38.843	00:12.658	98,53 km/h	01:16.792	86,73 km/h
3	440	<b>HESSBERGER Jürgen</b>	Fiat 127 Sport Martini-Racing				
		Lauf 1: 00:26.440	00:37.841	00:13.004	98,76 km/h	01:17.285	86,17 km/h
		Lauf 2: 00:25.928	00:37.908	00:13.264	95,47 km/h	01:17.100	86,38 km/h
4	448	<b>EBENHÖH Silvia</b>	VW Polo				
		Lauf 1: 00:27.275	00:43.933	00:13.895	93,04 km/h	01:25.103	78,26 km/h
		Lauf 2: 00:26.221	00:41.717	00:13.775	92,29 km/h	01:21.713	81,50 km/h
5	446	<b>RICHTER Peter</b>	VW Schneider Polo				
		Lauf 1: 00:27.030	00:42.101	00:13.172	100,35 km/h	01:22.303	80,92 km/h
		Lauf 2: 00:26.809	00:43.099	00:13.748	98,24 km/h	01:23.656	79,61 km/h
6	451	<b>EICHHOLZ Mike</b>	Fiat Cinquecento 8V				
		Lauf 1: 00:27.756	*	*	52,71 km/h	05:27.740	20,32 km/h
		Lauf 2: *	*	*	* km/h	*	* km/h