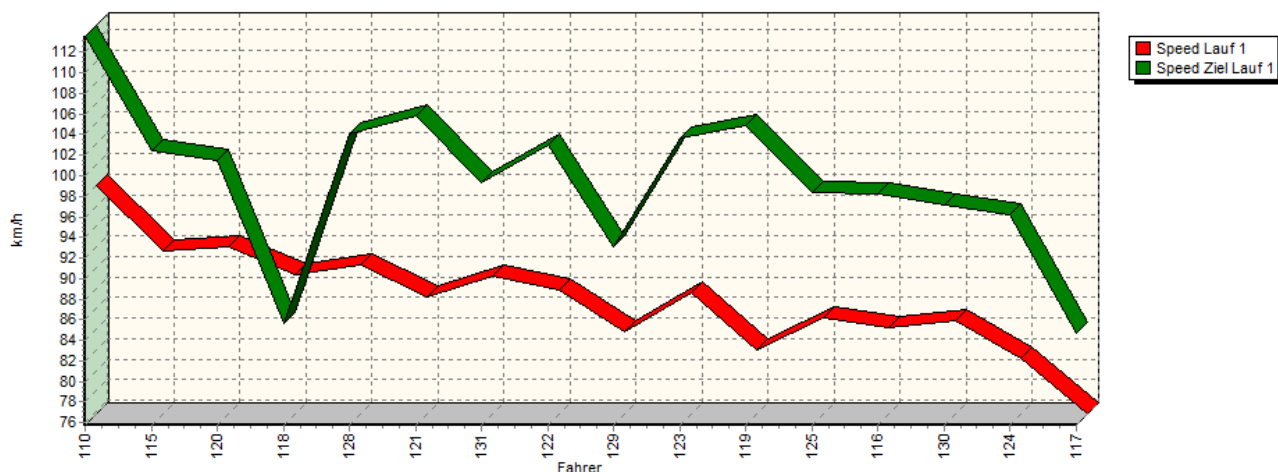
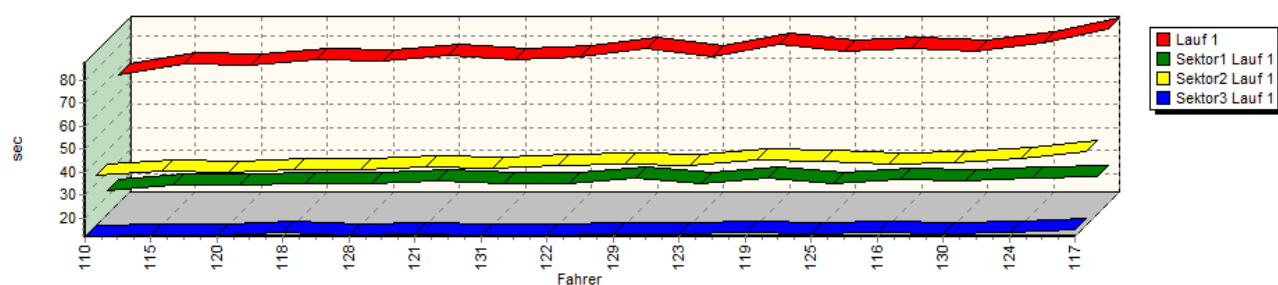


Sektorzeiten & Speeds - Groupe A+WRC+Super1600+R2+R3

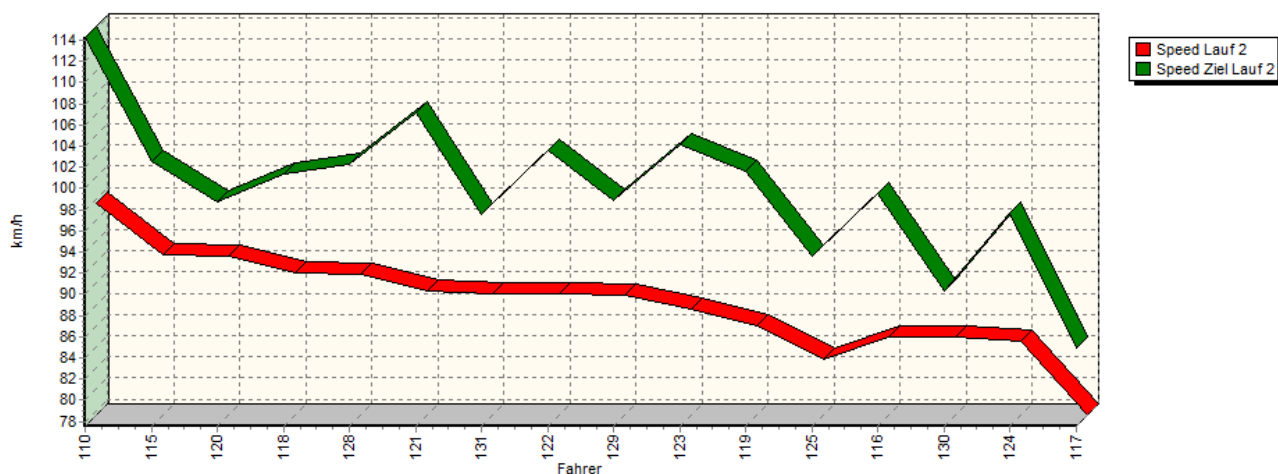
Speed-Diagramm Lauf 1



Sektor-Diagramm (Rest) Lauf 1

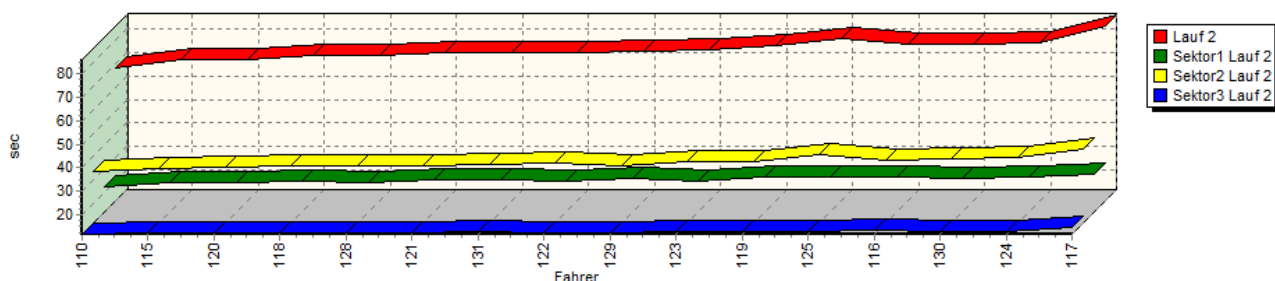


Speed-Diagramm Lauf 2



Sektorzeiten & Speeds - Groupe A+WRC+Super1600+R2+R3

Sektor-Diagramm (Rest) Lauf 2



Rg.	Nr.	Sektor 1	Sektor 2	Sektor 3	Speed Ziel	Laufzeit	Speed (Lauf)
1	110	WANEK Roland		Mitsubishi Lancer Evo 9			
		Lauf 1: 00:22.299	00:33.866	00:11.846	113,54 km/h	01:08.011	97,93 km/h
		Lauf 2: 00:22.319	00:34.052	00:11.855	114,27 km/h	01:08.226	97,62 km/h
2	115	STARCK Corentin		Renault Clio 3 RS Cup			
		Lauf 1: 00:24.722	00:35.413	00:12.518	102,38 km/h	01:12.653	91,67 km/h
		Lauf 2: 00:24.212	00:35.146	00:12.465	102,53 km/h	01:11.823	92,73 km/h
3	120	ORTH Ralf		BMW 320is E30			
		Lauf 1: 00:24.674	00:35.037	00:12.625	101,49 km/h	01:12.336	92,07 km/h
		Lauf 2: 00:24.040	00:35.520	00:12.354	98,78 km/h	01:11.914	92,61 km/h
4	118	DONKELS Daniel		Renault Clio 3 Cup			
		Lauf 1: 00:25.246	00:35.955	00:13.405	85,69 km/h	01:14.606	89,27 km/h
		Lauf 2: 00:24.846	00:36.061	00:12.270	101,38 km/h	01:13.177	91,01 km/h
5	128	SOUVIGNE Mike		Citroën DS3 R3			
		Lauf 1: 00:25.003	00:36.105	00:12.737	104,04 km/h	01:13.845	90,19 km/h
		Lauf 2: 00:24.475	00:36.250	00:12.601	102,29 km/h	01:13.326	90,83 km/h
6	121	VEIT Kevin		BMW Wiebe E30			
		Lauf 1: 00:26.400	00:37.272	00:12.794	105,85 km/h	01:16.466	87,10 km/h
		Lauf 2: 00:25.670	00:36.288	00:12.661	107,19 km/h	01:14.619	89,25 km/h
7	131	JACOBY Gilles		Citroën C2 R2 Max			
		Lauf 1: 00:25.171	00:36.804	00:12.719	99,38 km/h	01:14.694	89,16 km/h
		Lauf 2: 00:25.245	00:36.711	00:12.914	97,56 km/h	01:14.870	88,95 km/h
8	122	WOLK Alexander		VW Golf III 16V			
		Lauf 1: 00:25.461	00:37.883	00:12.515	103,03 km/h	01:15.859	87,79 km/h
		Lauf 2: 00:24.991	00:37.275	00:12.515	103,64 km/h	01:14.781	89,06 km/h
9	129	GREGORIUS Jacques		Ford Fiesta R2			
		Lauf 1: 00:27.809	00:38.536	00:13.145	93,16 km/h	01:19.490	83,78 km/h
		Lauf 2: 00:25.906	00:36.355	00:12.726	98,88 km/h	01:14.987	88,82 km/h
10	123	ORTH Patrick		VW Golf GTI 16V			
		Lauf 1: 00:25.282	00:37.944	00:12.812	103,70 km/h	01:16.038	87,59 km/h
		Lauf 2: 00:25.149	00:38.035	00:12.899	104,19 km/h	01:16.083	87,54 km/h
11	119	MOREAU Bastien		Renault Clio 3 RS			
		Lauf 1: 00:27.511	00:40.249	00:13.495	104,82 km/h	01:21.255	81,96 km/h
		Lauf 2: 00:26.622	00:38.120	00:12.780	101,57 km/h	01:17.522	85,91 km/h
12	125	FALKENBURG Gerhard		Opel Kadett C GTE			
		Lauf 1: 00:25.353	00:39.601	00:13.282	98,33 km/h	01:18.236	85,13 km/h
		Lauf 2: 00:26.410	00:40.863	00:13.147	93,66 km/h	01:20.420	82,82 km/h



European Hill Race
Bergrennen Eschdorf
1. - 3. Mai 2015
Luxemburger Bergmeisterschaft 2015
Deutsche Bergmeisterschaft 2015
KW Berg-Cup 2015
NSU Bergpokal 2015



Sektorzeiten & Speeds - Groupe A+WRC+Super1600+R2+R3

Rg.	Nr.		Sektor 1	Sektor 2	Sektor 3	Speed Ziel	Laufzeit	Speed (Lauf)
13	116	WEBER Michael		Renault Clio 3 Cup				
		Lauf 1:	00:26.964	00:38.501	00:13.644	98,30 km/h	01:19.109	84,19 km/h
		Lauf 2:	00:26.630	00:38.366	00:13.388	99,54 km/h	01:18.384	84,97 km/h
14	130	KOENIG Chris		Citroën C2 R2 Max				
		Lauf 1:	00:26.345	00:38.991	00:13.138	97,14 km/h	01:18.474	84,87 km/h
		Lauf 2:	00:26.244	00:39.013	00:13.202	90,32 km/h	01:18.459	84,89 km/h
15	124	BECKER Sandra		Alfa Romeo 147				
		Lauf 1:	00:27.864	00:40.869	00:13.380	96,21 km/h	01:22.113	81,11 km/h
		Lauf 2:	00:26.473	00:39.437	00:12.837	97,63 km/h	01:18.747	84,57 km/h
16	117	BECKER Pascal		Renault Clio 3 Cup				
		Lauf 1:	00:28.528	00:44.355	00:15.031	84,75 km/h	01:27.914	75,76 km/h
		Lauf 2:	00:27.615	00:43.347	00:14.918	84,92 km/h	01:25.880	77,55 km/h