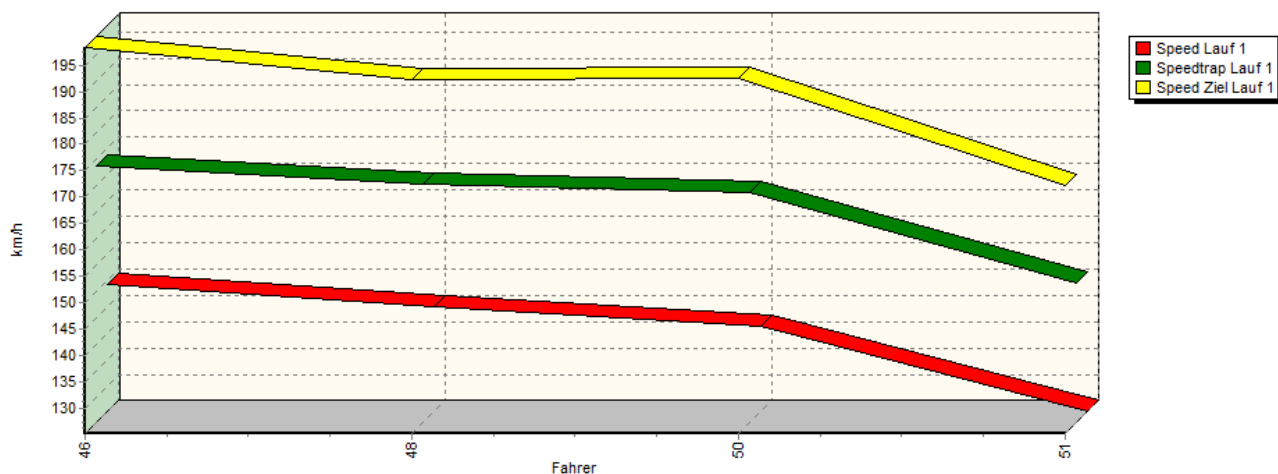
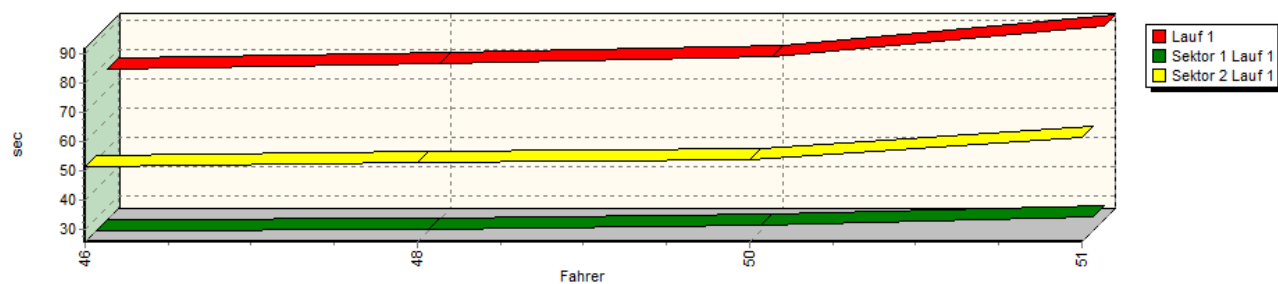


## Sektorzeiten & Speeds - Rennen - Div. 4 Gruppe E2-SC

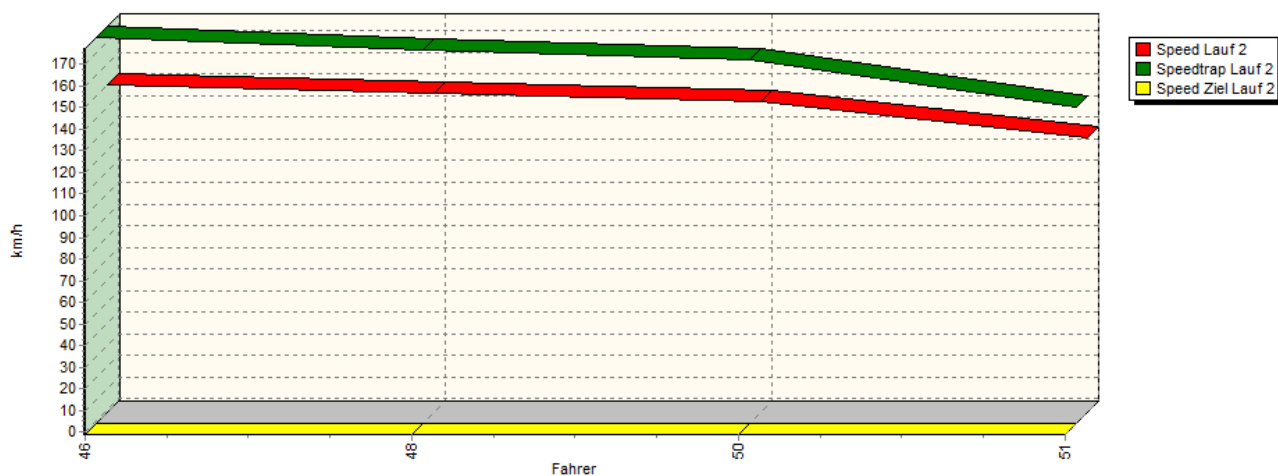
Speed-Diagramm Lauf 1



Sektor-Diagramm (Rest) Lauf 1

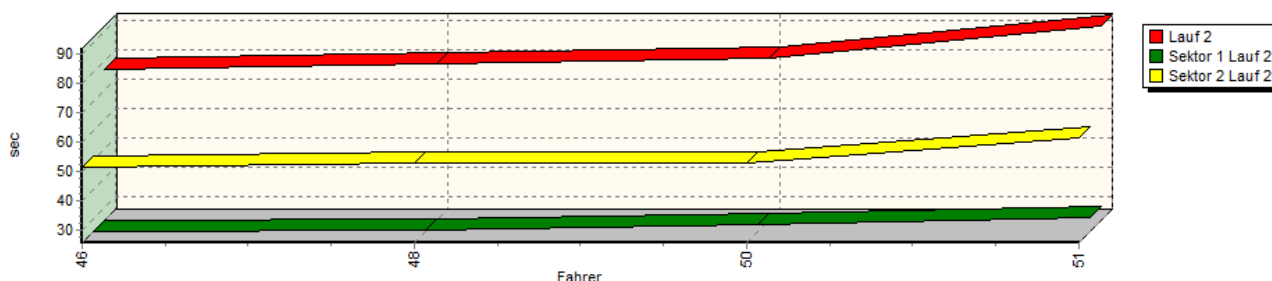


Speed-Diagramm Lauf 2



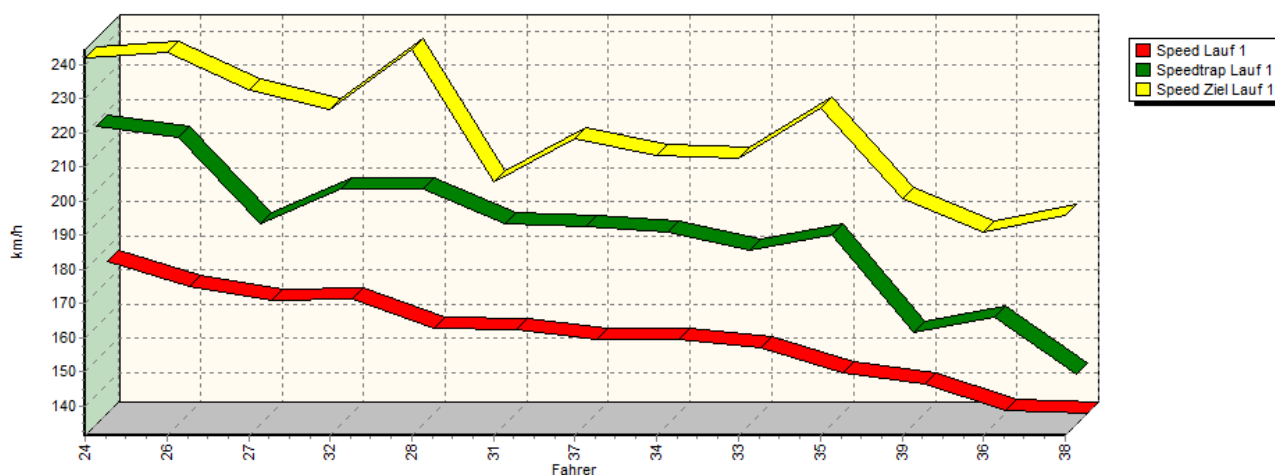
## Sektorzeiten & Speeds - Rennen - Div. 4 Gruppe E2-SC

Sektor-Diagramm (Rest) Lauf 2



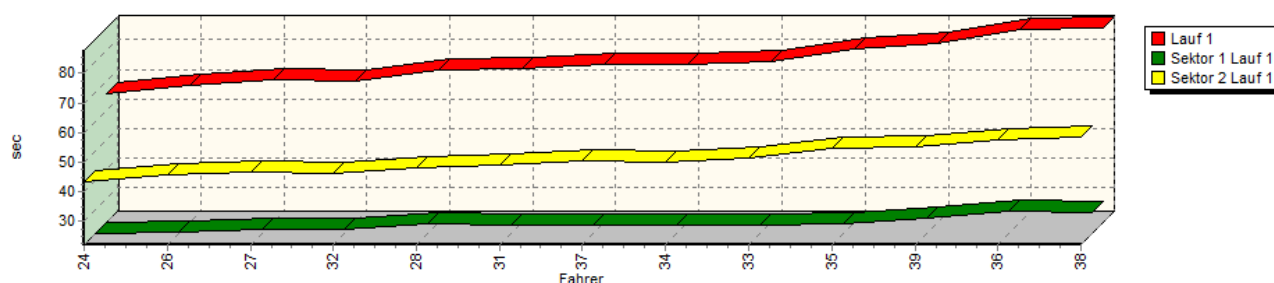
Rg.	Nr.	Sektor 1	Speed Trap	Sektor 2	Speed (Ziel)	Laufzeit	Speed (Lauf)
1	46	<b>SVOBODA Jiri</b>	Norma M20F				
		Lauf 1: 00:25.687	173,88 km/h	00:51.478	198,35 km/h	01:17.165	149,29 km/h
		Lauf 2: 00:25.524	177,15 km/h	00:51.344	* km/h	01:16.868	149,87 km/h
2	48	<b>TROJEK Martin</b>	Ligier JS 49				
		Lauf 1: 00:26.297	170,31 km/h	00:53.109	192,32 km/h	01:19.406	145,08 km/h
		Lauf 2: 00:26.213	171,27 km/h	00:52.641	* km/h	01:18.854	146,09 km/h
3	50	<b>AMANN Peter</b>	PRC Honda				
		Lauf 1: 00:27.833	168,68 km/h	00:53.712	192,48 km/h	01:21.545	141,27 km/h
		Lauf 2: 00:28.143	166,61 km/h	00:52.830	* km/h	01:20.973	142,27 km/h
4	51	<b>COLLISI Stephan</b>	Behnke Condor BMW				
		Lauf 1: 00:30.695	151,48 km/h	01:01.370	172,20 km/h	01:32.065	125,13 km/h
		Lauf 2: 00:30.367	145,21 km/h	01:01.447	* km/h	01:31.814	125,47 km/h

Speed-Diagramm Lauf 1

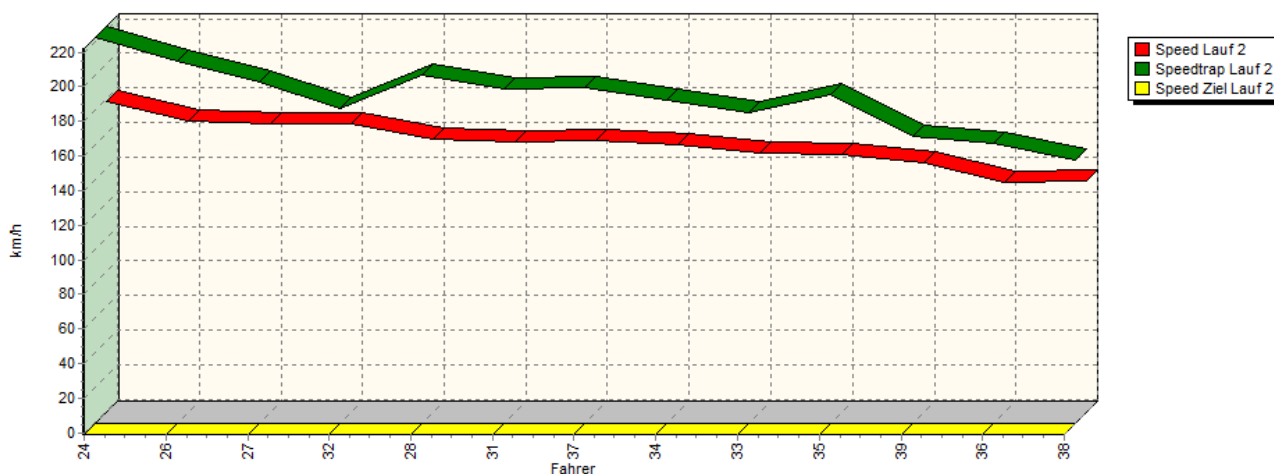


## Sektorzeiten & Speeds - Rennen - Div. 4 Gruppe E2-SC

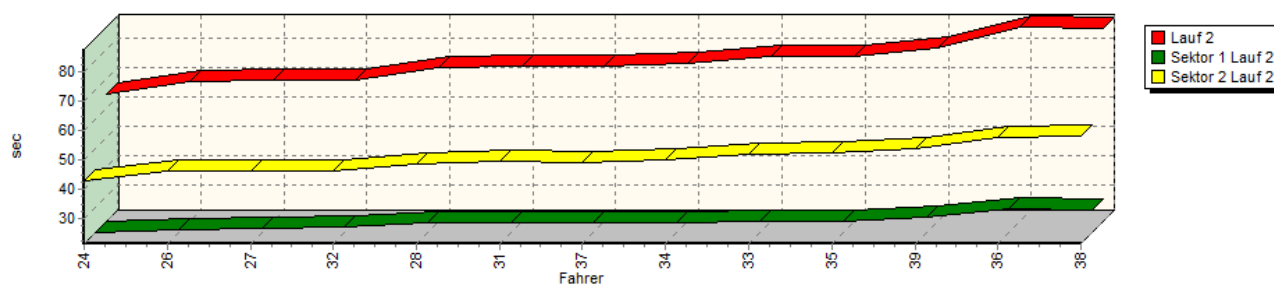
Sektor-Diagramm (Rest) Lauf 1



Speed-Diagramm Lauf 2



Sektor-Diagramm (Rest) Lauf 2



Rg.	Nr.	Sektor 1	Speed Trap	Sektor 2	Speed (Ziel)	Laufzeit	Speed (Lauf)
1	24	<b>PETIT Sebastien</b>	Norma BMW				
		Lauf 1: 00:22.209	218,51 km/h	00:43.291	241,73 km/h	01:05.500	175,88 km/h
		Lauf 2: 00:21.576	222,09 km/h	00:43.056	* km/h	01:04.632	178,24 km/h
2	26	<b>NEVERIL Dusan</b>	Norma M20FC V8				
		Lauf 1: 00:22.619	215,41 km/h	00:45.715	243,55 km/h	01:08.334	168,58 km/h
		Lauf 2: 00:22.549	208,33 km/h	00:46.332	* km/h	01:08.881	167,25 km/h

## Sektorzeiten & Speeds - Rennen - Div. 4 Gruppe E2-SC

Rg.	Nr.	Sektor 1	Speed Trap	Sektor 2	Speed (Ziel)	Laufzeit	Speed (Lauf)
3	27	<b>JANIK Vaclav</b>	Norma M20F				
		Lauf 1: 00:23.434	190,20 km/h	00:46.608	232,64 km/h	01:10.042	164,47 km/h
		Lauf 2: 00:23.123	196,29 km/h	00:46.235	* km/h	01:09.358	166,09 km/h
4	32	<b>LANG Uwe</b>	Osella PA20S				
		Lauf 1: 00:23.470	200,44 km/h	00:46.379	226,63 km/h	01:09.849	164,93 km/h
		Lauf 2: 00:23.290	181,01 km/h	00:46.277	* km/h	01:09.567	165,60 km/h
5	28	<b>MADRIAN Ferdinand</b>	Norma M20F V8				
		Lauf 1: 00:25.505	200,32 km/h	00:48.261	244,33 km/h	01:13.766	156,17 km/h
		Lauf 2: 00:25.028	200,70 km/h	00:48.533	* km/h	01:13.561	156,60 km/h
6	31	<b>ASANOVIC Milos</b>	Radical				
		Lauf 1: 00:24.820	190,20 km/h	00:49.119	205,45 km/h	01:13.939	155,80 km/h
		Lauf 2: 00:24.947	191,93 km/h	00:49.367	* km/h	01:14.314	155,02 km/h
7	37	<b>SZASZ Laszlo</b>	Alfa				
		Lauf 1: 00:24.947	189,18 km/h	00:50.297	218,28 km/h	01:15.244	153,10 km/h
		Lauf 2: 00:24.903	192,83 km/h	00:49.087	* km/h	01:13.990	155,70 km/h
8	34	<b>BEHNKE Michael</b>	Osella BMW				
		Lauf 1: 00:25.093	187,59 km/h	00:50.105	213,42 km/h	01:15.198	153,20 km/h
		Lauf 2: 00:25.061	185,89 km/h	00:49.995	* km/h	01:15.056	153,49 km/h
9	33	<b>WILHELM Philipp</b>	Osella BMW				
		Lauf 1: 00:25.060	182,25 km/h	00:51.448	212,57 km/h	01:16.508	150,57 km/h
		Lauf 2: 00:25.208	178,92 km/h	00:52.125	* km/h	01:17.333	148,97 km/h
10	35	<b>ÖPPINGER Erich</b>	Osella PA16				
		Lauf 1: 00:25.717	186,73 km/h	00:54.779	227,23 km/h	01:20.496	143,11 km/h
		Lauf 2: 00:25.522	189,22 km/h	00:52.169	* km/h	01:17.691	148,28 km/h
11	39	<b>EIERMANN Philipp Karl</b>	Osella PA20S				
		Lauf 1: 00:27.358	158,16 km/h	00:54.987	200,85 km/h	01:22.345	139,90 km/h
		Lauf 2: 00:26.586	164,86 km/h	00:53.794	* km/h	01:20.380	143,32 km/h
12	36	<b>SONNBERGER Hubert</b>	PRC BMW				
		Lauf 1: 00:29.601	162,80 km/h	00:57.618	191,13 km/h	01:27.219	132,08 km/h
		Lauf 2: 00:29.694	161,17 km/h	00:57.744	* km/h	01:27.438	131,75 km/h
13	38	<b>TERSCHL Wolfgang</b>	Prosport LM 3000				
		Lauf 1: 00:29.369	146,20 km/h	00:58.294	195,81 km/h	01:27.663	131,41 km/h
		Lauf 2: 00:29.010	151,55 km/h	00:58.016	* km/h	01:27.026	132,37 km/h