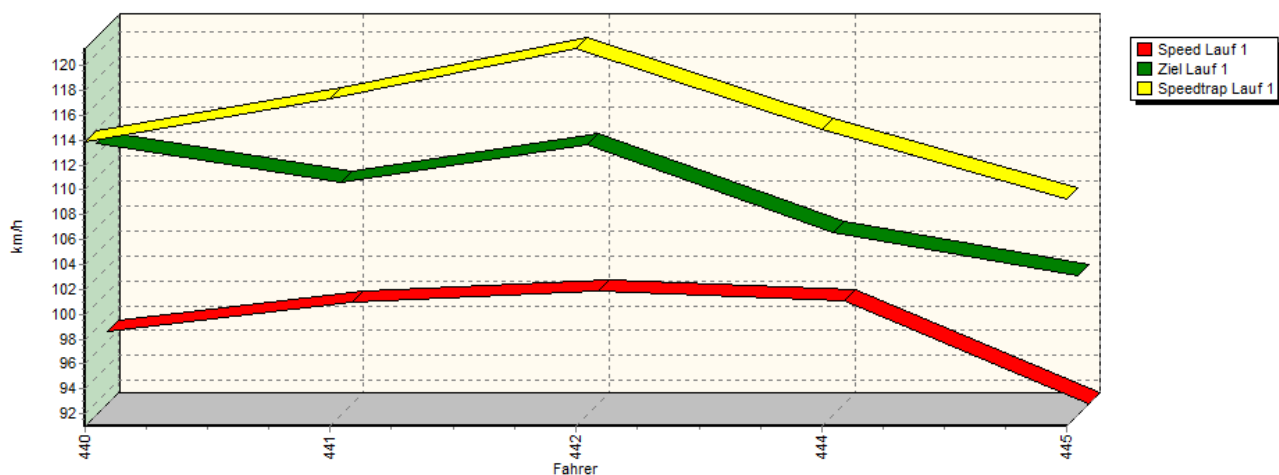
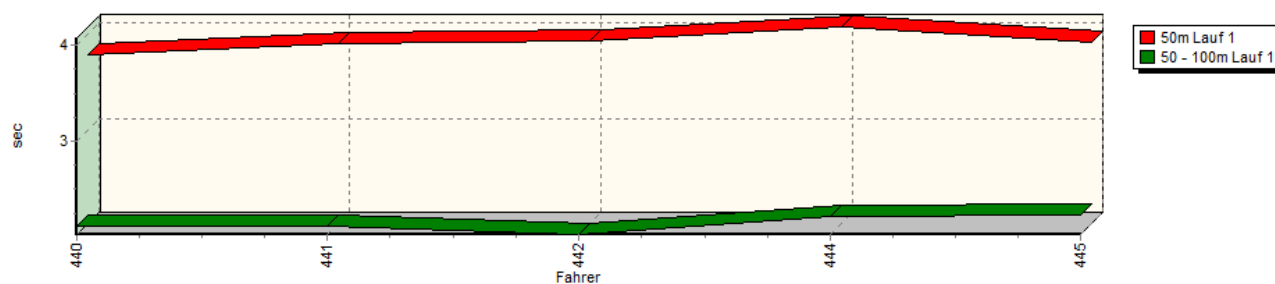


Sektorzeiten & Speeds - Training - Klassen E1 1150 ccm und 1400 ccm

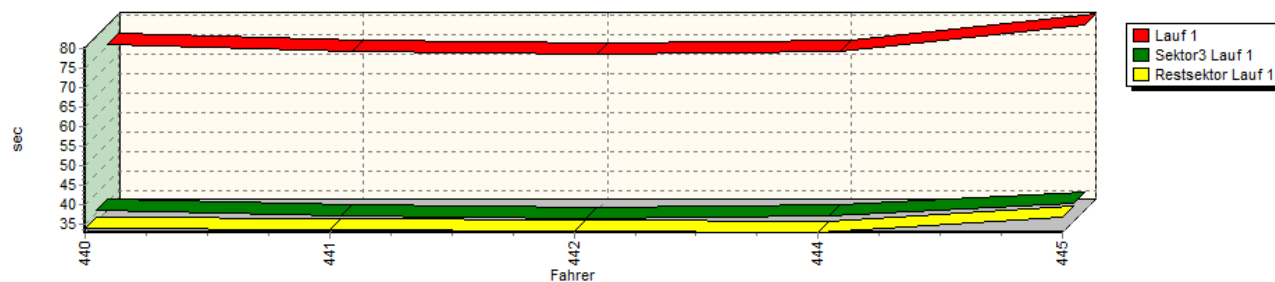
Speed-Diagramm Lauf 1



Sektor-Diagramm (Start) Lauf 1

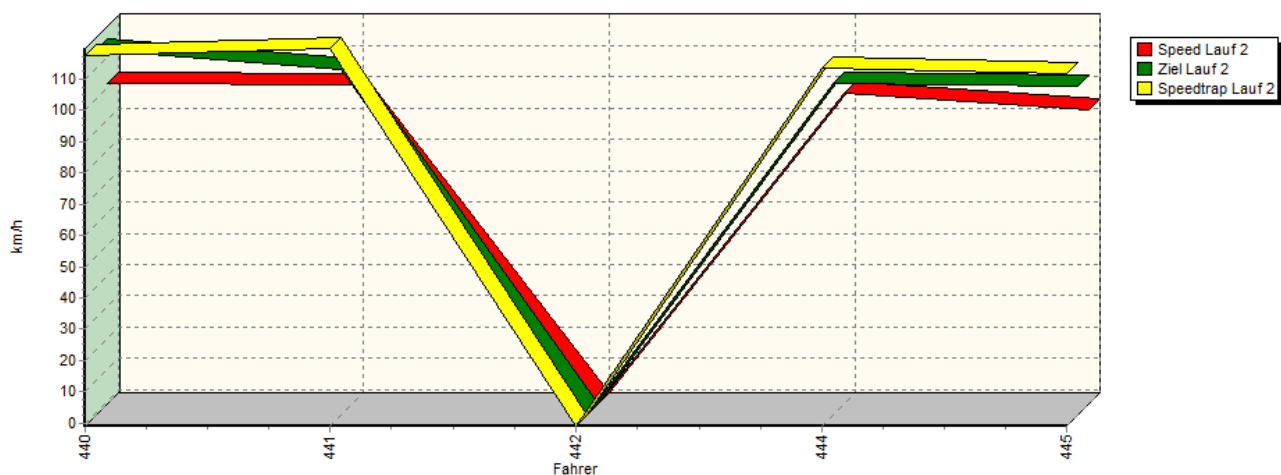


Sektor-Diagramm (Rest) Lauf 1

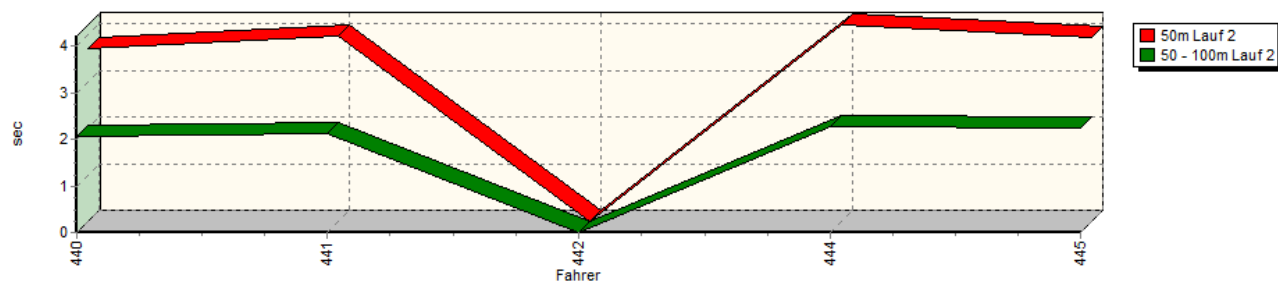


Sektorzeiten & Speeds - Training - Klassen E1 1150 ccm und 1400 ccm

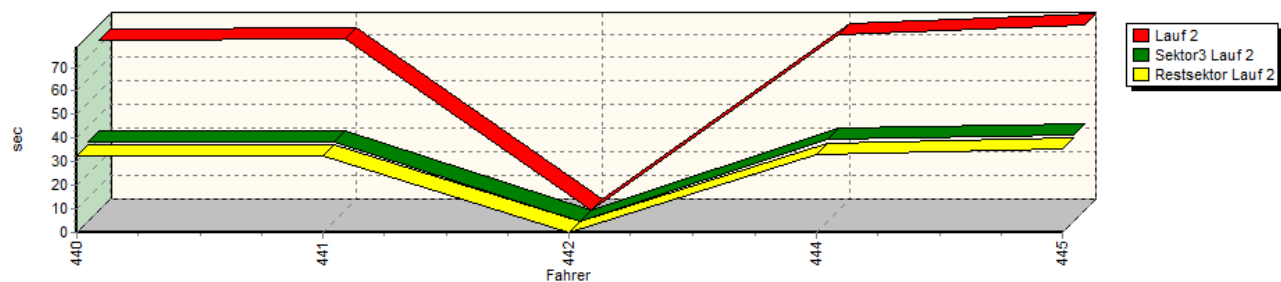
Speed-Diagramm Lauf 2



Sektor-Diagramm (Start) Lauf 2

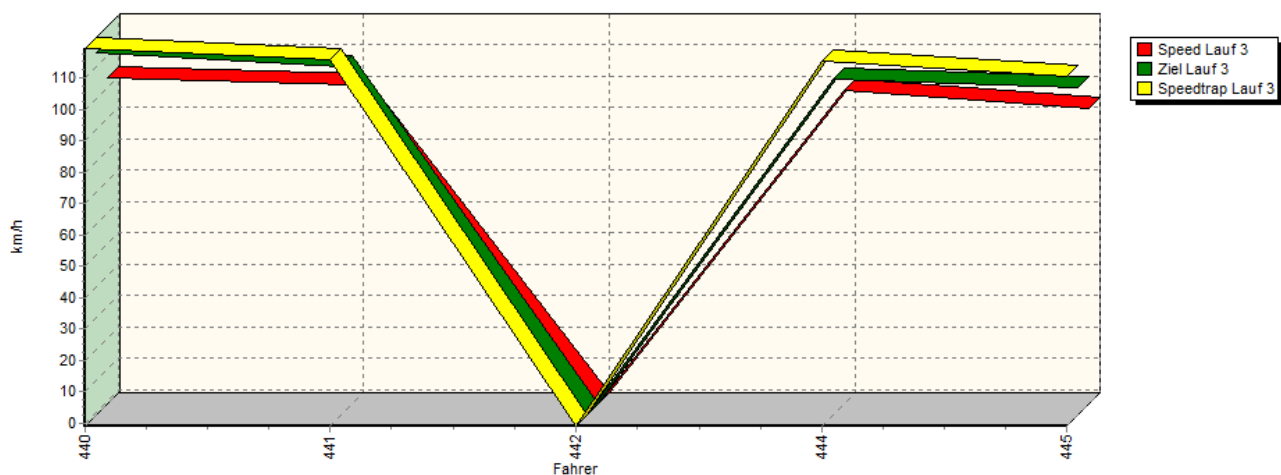


Sektor-Diagramm (Rest) Lauf 2

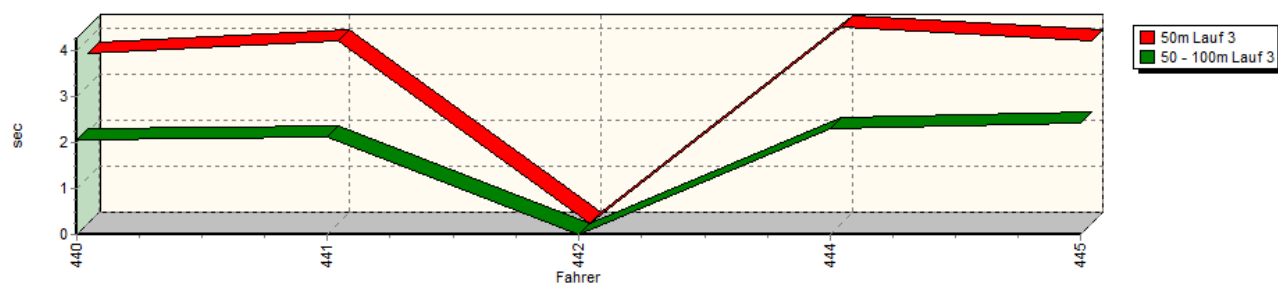


Sektorzeiten & Speeds - Training - Klassen E1 1150 ccm und 1400 ccm

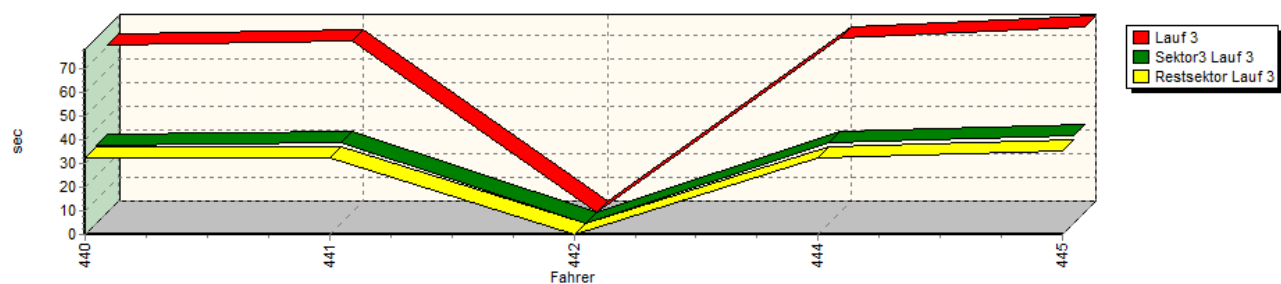
Speed-Diagramm Lauf 3



Sektor-Diagramm (Start) Lauf 3



Sektor-Diagramm (Rest) Lauf 3

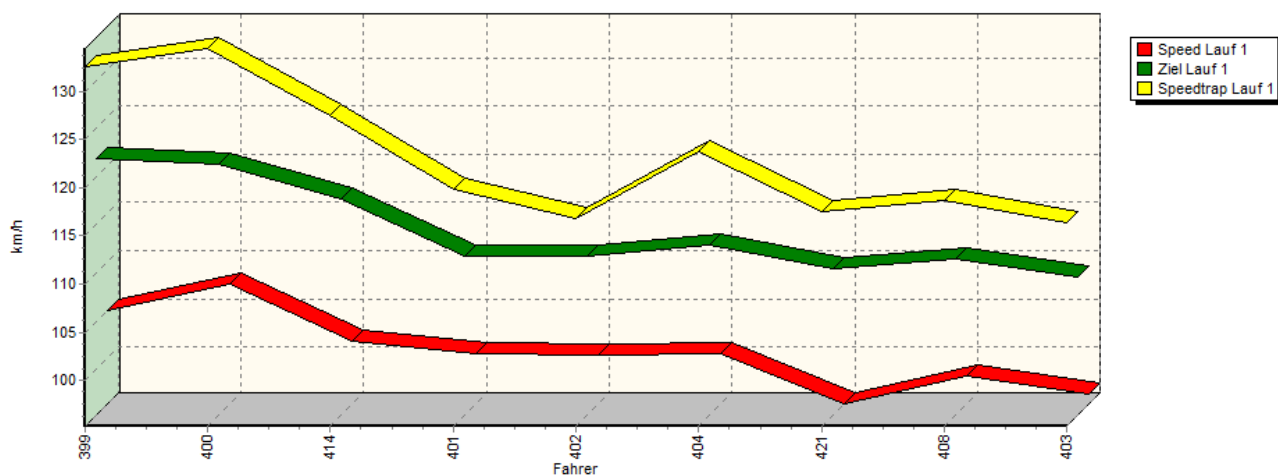


Rg.	Nr.	Sektor 1 (50m)	Sektor 2 (50-100m)	Sektor 3	Speed Trap	Sektor 4	Speed (Ziel)	Laufzeit	Speed (Lauf)	
1	440	STEGMANN Tobias		Audi 50						
		Lauf 1:	00:03.784	00:02.123	00:35.703	113,88 km/h	00:33.878	112,85 km/h	01:15.488	96,81 km/h
		Lauf 2:	00:03.701	00:02.070	00:33.717	117,56 km/h	00:32.505	115,52 km/h	01:11.993	101,51 km/h
		Lauf 3:	00:03.701	00:02.059	00:32.828	119,49 km/h	00:32.183	114,40 km/h	01:10.771	103,26 km/h

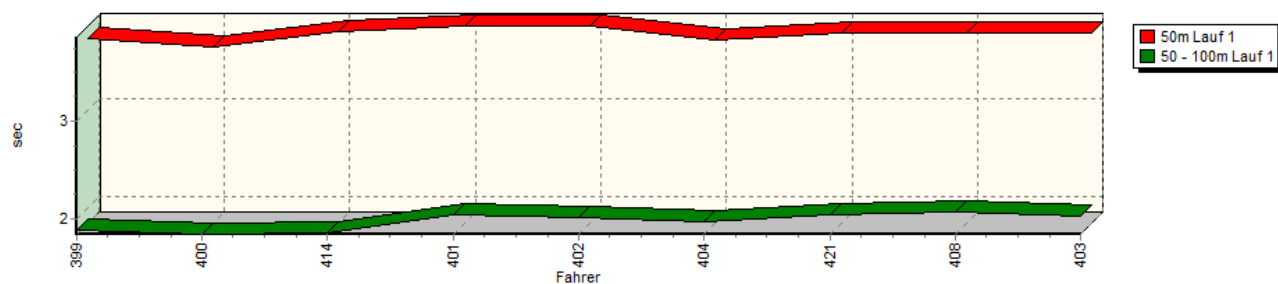
Sektorzeiten & Speeds - Training - Klassen E1 1150 ccm und 1400 ccm

Rg.	Nr.	Sektor 1 (50m)	Sektor 2 (50-100m)	Sektor 3	Speed Trap	Sektor 4	Speed (Ziel)	Laufzeit	Speed (Lauf)	
2	441	HEßBERGER Jürgen		Fiat 127 Sport						
		Lauf 1:	00:03.894	00:02.123	00:34.220	117,28 km/h	00:33.474	109,71 km/h	01:13.711	99,14 km/h
		Lauf 2:	00:03.962	00:02.113	00:33.863	119,73 km/h	00:32.513	109,39 km/h	01:12.451	100,87 km/h
		Lauf 3:	00:03.976	00:02.113	00:33.919	115,72 km/h	00:32.457	110,04 km/h	01:12.465	100,85 km/h
3	442	DEUTSCH Bernd		Audi 50						
		Lauf 1:	00:03.928	00:02.037	00:33.765	121,36 km/h	00:33.252	112,71 km/h	01:12.982	100,13 km/h
		Lauf 2:	*	*	*	* km/h	*	* km/h	*	* km/h
		Lauf 3:	*	*	*	* km/h	*	* km/h	*	* km/h
4	444	RICHTER Peter		VW Polo						
		Lauf 1:	00:04.067	00:02.227	00:34.352	114,89 km/h	00:32.920	105,69 km/h	01:13.566	99,34 km/h
		Lauf 2:	00:04.215	00:02.260	00:35.003	113,56 km/h	00:32.858	105,00 km/h	01:14.336	98,31 km/h
		Lauf 3:	00:04.267	00:02.298	00:34.358	115,51 km/h	00:32.699	106,28 km/h	01:13.622	99,26 km/h
5	445	RAUCH Rolf		Fiat 128 Coupé						
		Lauf 1:	00:03.912	00:02.244	00:37.453	109,22 km/h	00:36.703	102,25 km/h	01:20.312	91,00 km/h
		Lauf 2:	00:03.933	00:02.238	00:36.808	111,92 km/h	00:35.591	104,09 km/h	01:18.570	93,01 km/h
		Lauf 3:	00:03.967	00:02.406	00:36.874	110,65 km/h	00:35.148	103,45 km/h	01:18.395	93,22 km/h

Speed-Diagramm Lauf 1

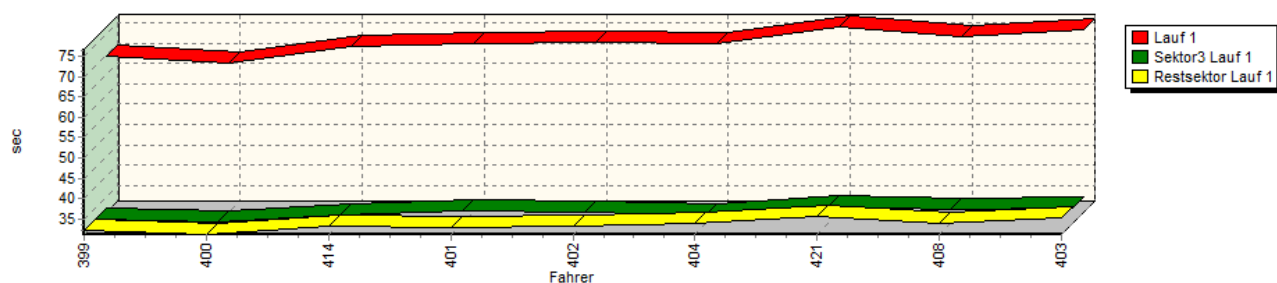


Sektor-Diagramm (Start) Lauf 1

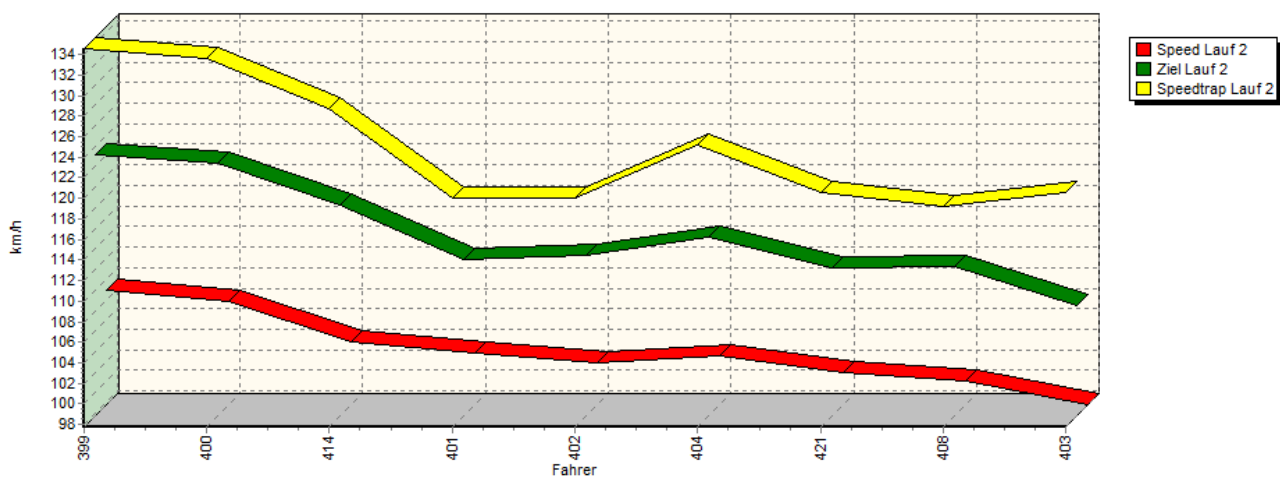


Sektorzeiten & Speeds - Training - Klassen E1 1150 ccm und 1400 ccm

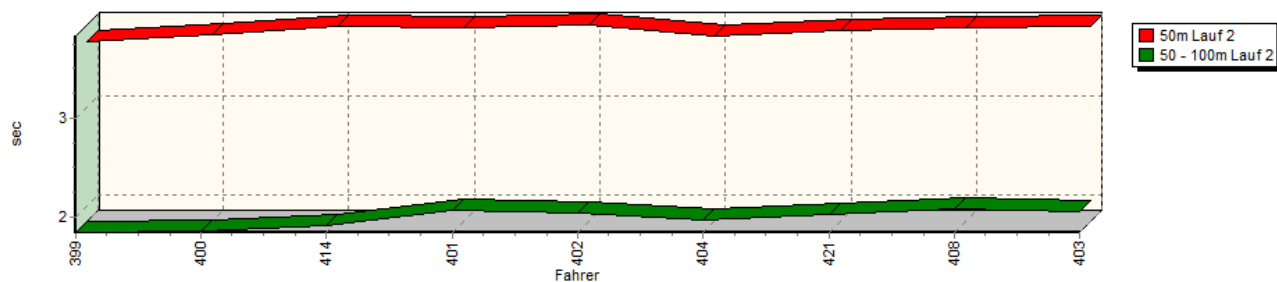
Sektor-Diagramm (Rest) Lauf 1



Speed-Diagramm Lauf 2

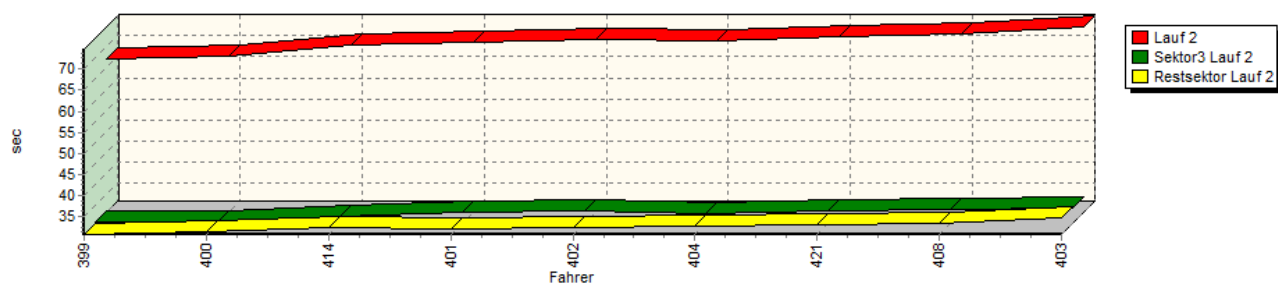


Sektor-Diagramm (Start) Lauf 2

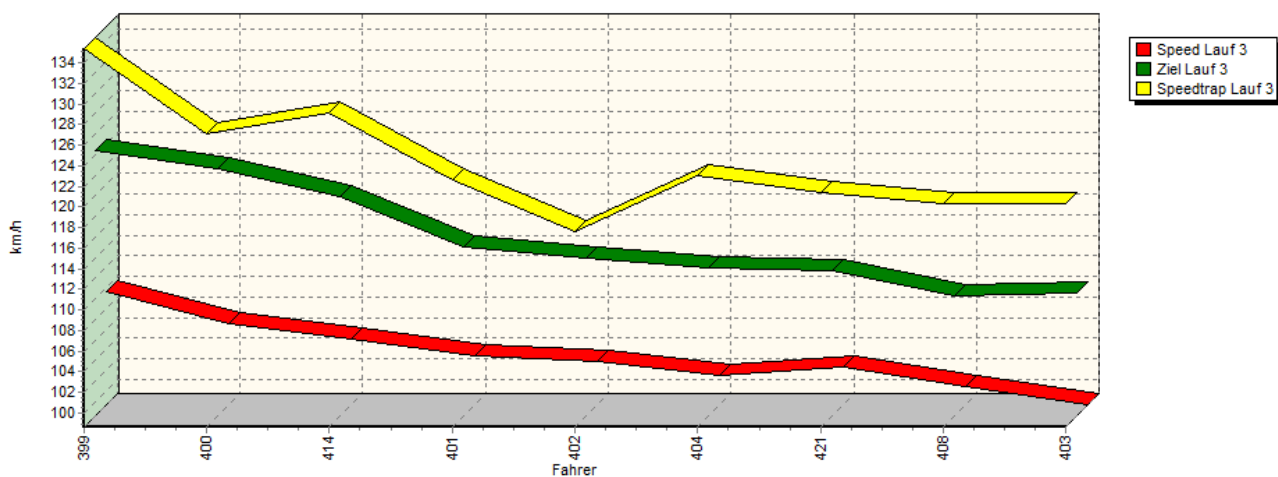


Sektorzeiten & Speeds - Training - Klassen E1 1150 ccm und 1400 ccm

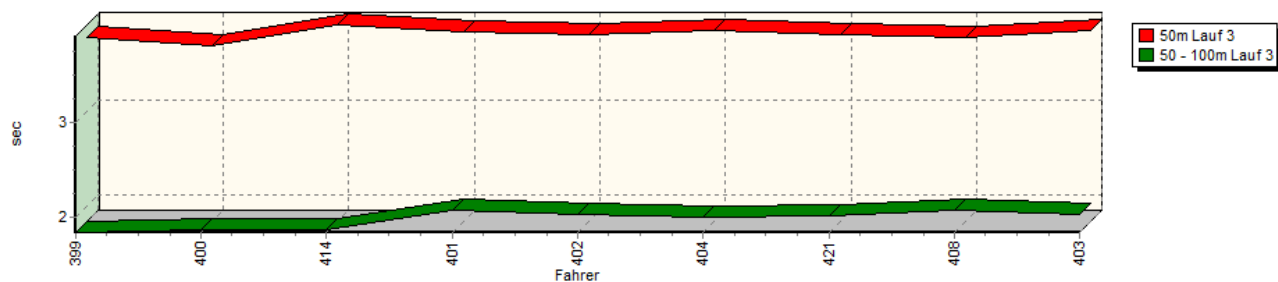
Sektor-Diagramm (Rest) Lauf 2



Speed-Diagramm Lauf 3

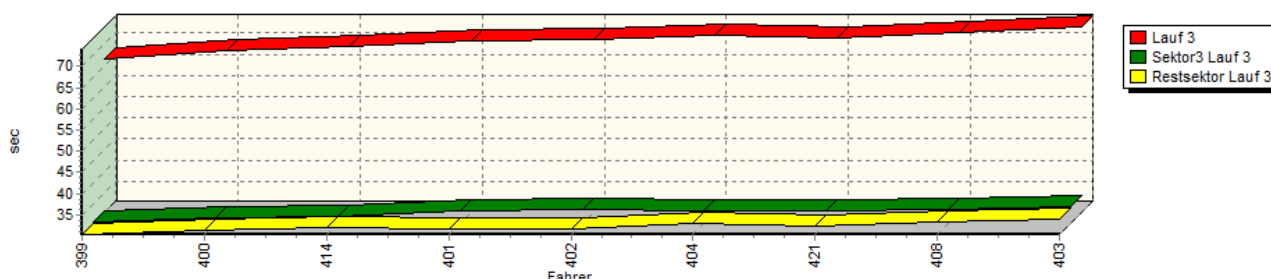


Sektor-Diagramm (Start) Lauf 3



Sektorzeiten & Speeds - Training - Klassen E1 1150 ccm und 1400 ccm

Sektor-Diagramm (Rest) Lauf 3



Rg.	Nr.		Sektor 1 (50m)	Sektor 2 (50-100m)	Sektor 3	Speed Trap	Sektor 4	Speed (Ziel)	Laufzeit	Speed (Lauf)
1	399	EBENHÖH Armin		VW						
		Lauf 1:	00:03.741	00:01.890	00:32.077	132,62 km/h	00:31.980	121,89 km/h	01:09.688	104,87 km/h
		Lauf 2:	00:03.647	00:01.842	00:30.930	134,56 km/h	00:30.667	123,15 km/h	01:07.086	108,93 km/h
		Lauf 3:	00:03.788	00:01.834	00:30.679	135,39 km/h	00:30.326	124,42 km/h	01:06.627	109,69 km/h
2	400	WEIßDORN Franz		VW Polo						
		Lauf 1:	00:03.655	00:01.846	00:31.291	134,46 km/h	00:31.116	121,32 km/h	01:07.908	107,62 km/h
		Lauf 2:	00:03.726	00:01.858	00:30.979	133,61 km/h	00:31.265	122,27 km/h	01:07.828	107,74 km/h
		Lauf 3:	00:03.710	00:01.860	00:31.601	127,13 km/h	00:31.441	122,59 km/h	01:08.612	106,51 km/h
3	414	MARCHIONE Canio		Fiat 127						
		Lauf 1:	00:03.804	00:01.857	00:33.062	127,51 km/h	00:33.073	117,73 km/h	01:11.796	101,79 km/h
		Lauf 2:	00:03.801	00:01.914	00:32.243	128,77 km/h	00:32.376	118,22 km/h	01:10.334	103,90 km/h
		Lauf 3:	00:03.928	00:01.866	00:31.971	129,20 km/h	00:31.844	119,91 km/h	01:09.609	104,99 km/h
4	401	ABB Nils		VW Polo II 8V						
		Lauf 1:	00:03.862	00:02.046	00:34.171	119,81 km/h	00:32.685	111,74 km/h	01:12.764	100,43 km/h
		Lauf 2:	00:03.798	00:02.069	00:33.348	120,05 km/h	00:31.913	112,90 km/h	01:11.128	102,74 km/h
		Lauf 3:	00:03.858	00:02.076	00:33.205	122,65 km/h	00:31.538	115,00 km/h	01:10.677	103,40 km/h
5	402	HÖRNIG Christof		VW Polo 8V						
		Lauf 1:	00:03.867	00:02.021	00:33.849	116,74 km/h	00:33.089	111,78 km/h	01:12.826	100,35 km/h
		Lauf 2:	00:03.822	00:02.041	00:33.718	120,03 km/h	00:32.189	113,35 km/h	01:11.770	101,83 km/h
		Lauf 3:	00:03.830	00:02.031	00:33.475	117,69 km/h	00:31.685	113,94 km/h	01:11.021	102,90 km/h
6	404	LOHMANN Frank		VW Polo II 8V						
		Lauf 1:	00:03.723	00:01.973	00:33.289	123,79 km/h	00:33.775	112,84 km/h	01:12.760	100,44 km/h
		Lauf 2:	00:03.713	00:01.970	00:32.985	125,17 km/h	00:32.651	115,10 km/h	01:11.319	102,47 km/h
		Lauf 3:	00:03.863	00:01.996	00:33.257	123,00 km/h	00:32.882	113,03 km/h	01:11.998	101,50 km/h
7	421	HELLBERG Marcel		VW Polo 8V						
		Lauf 1:	00:03.790	00:02.040	00:35.211	117,46 km/h	00:35.690	110,44 km/h	01:16.731	95,24 km/h
		Lauf 2:	00:03.762	00:02.028	00:33.577	120,52 km/h	00:33.066	112,17 km/h	01:12.433	100,89 km/h
		Lauf 3:	00:03.826	00:02.018	00:33.239	121,43 km/h	00:32.356	112,73 km/h	01:11.439	102,30 km/h
8	408	STREIBERGER Klaus		VW Polo						
		Lauf 1:	00:03.795	00:02.074	00:34.673	118,63 km/h	00:33.875	111,50 km/h	01:14.417	98,20 km/h
		Lauf 2:	00:03.787	00:02.083	00:33.892	119,22 km/h	00:33.247	112,33 km/h	01:13.009	100,10 km/h
		Lauf 3:	00:03.796	00:02.065	00:33.624	120,29 km/h	00:33.257	110,36 km/h	01:12.742	100,47 km/h
9	403	HÜLSMANN Markus		VW Golf I 8V						
		Lauf 1:	00:03.798	00:02.033	00:34.908	116,42 km/h	00:35.186	109,60 km/h	01:15.925	96,25 km/h
		Lauf 2:	00:03.811	00:02.050	00:34.269	120,62 km/h	00:34.635	108,44 km/h	01:14.765	97,75 km/h
		Lauf 3:	00:03.870	00:02.033	00:34.137	120,35 km/h	00:34.049	110,64 km/h	01:14.089	98,64 km/h