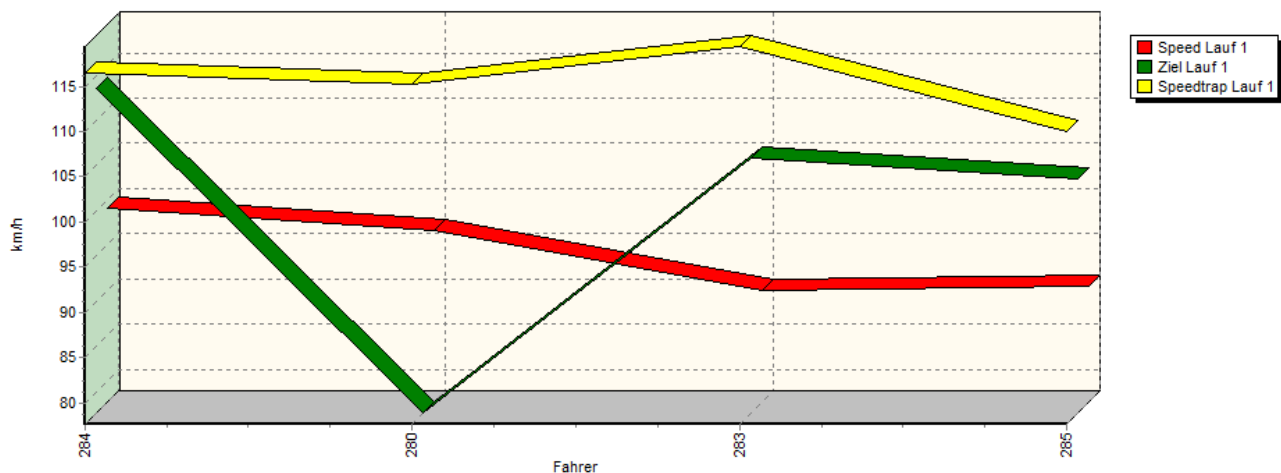
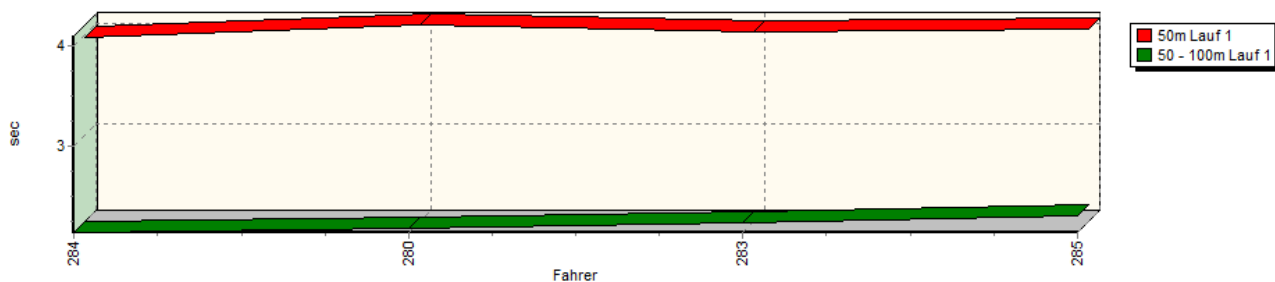


Sektorzeiten & Speeds - Training - Klassen 33, 34 und 35

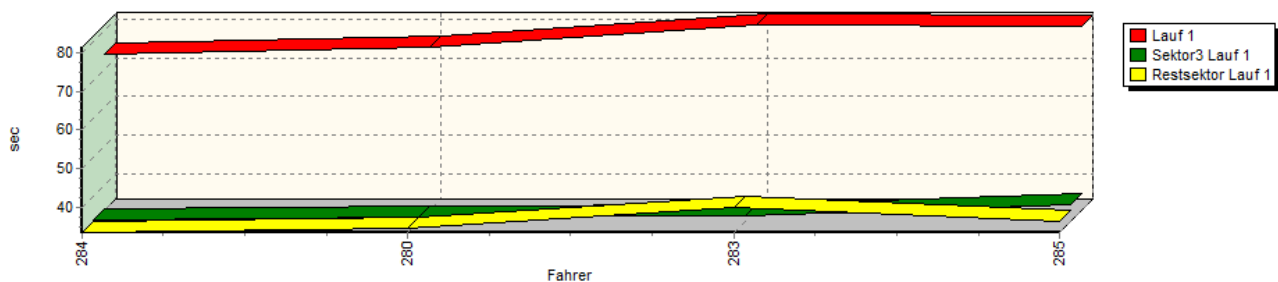
Speed-Diagramm Lauf 1



Sektor-Diagramm (Start) Lauf 1

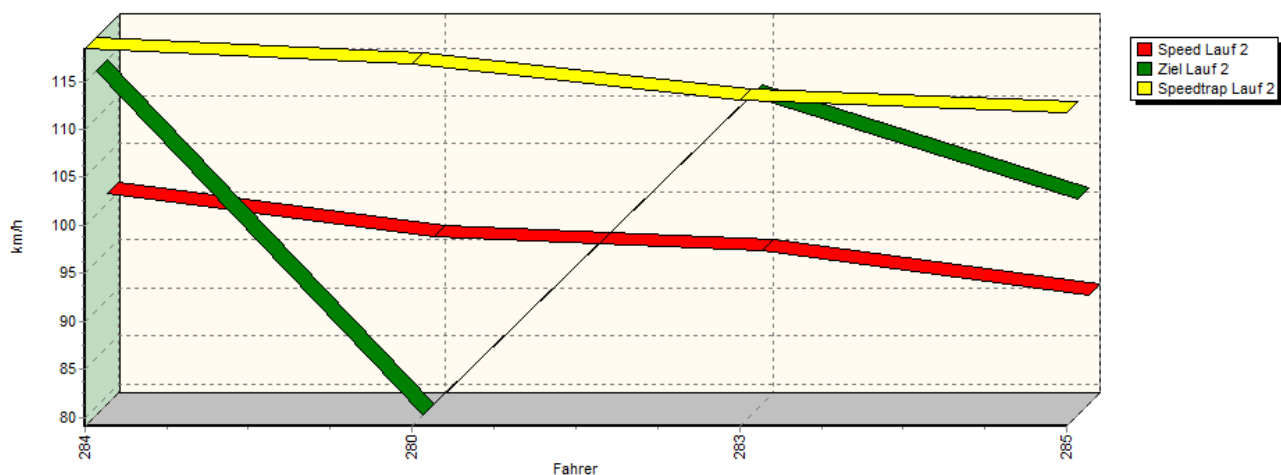


Sektor-Diagramm (Rest) Lauf 1

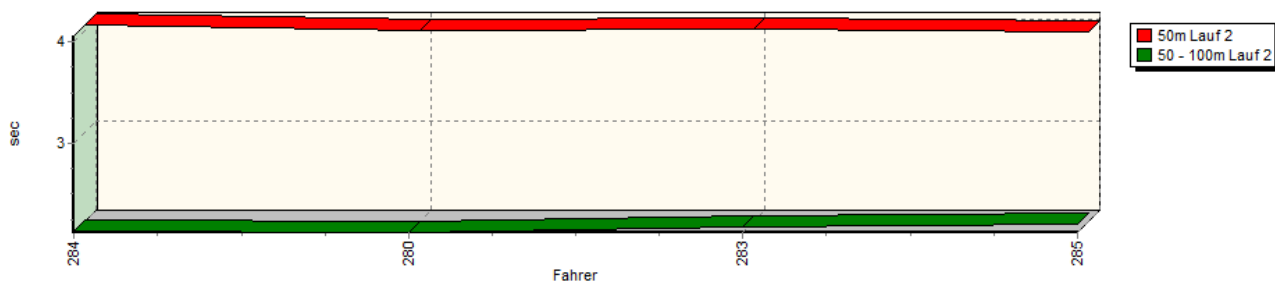


Sektorzeiten & Speeds - Training - Klassen 33, 34 und 35

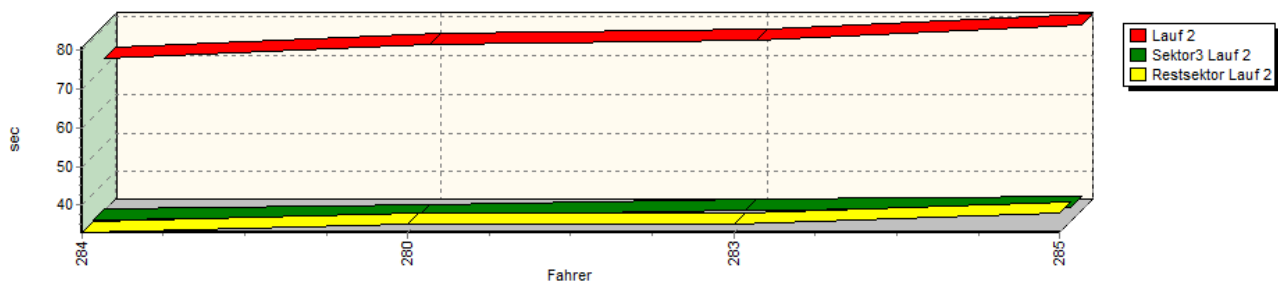
Speed-Diagramm Lauf 2



Sektor-Diagramm (Start) Lauf 2

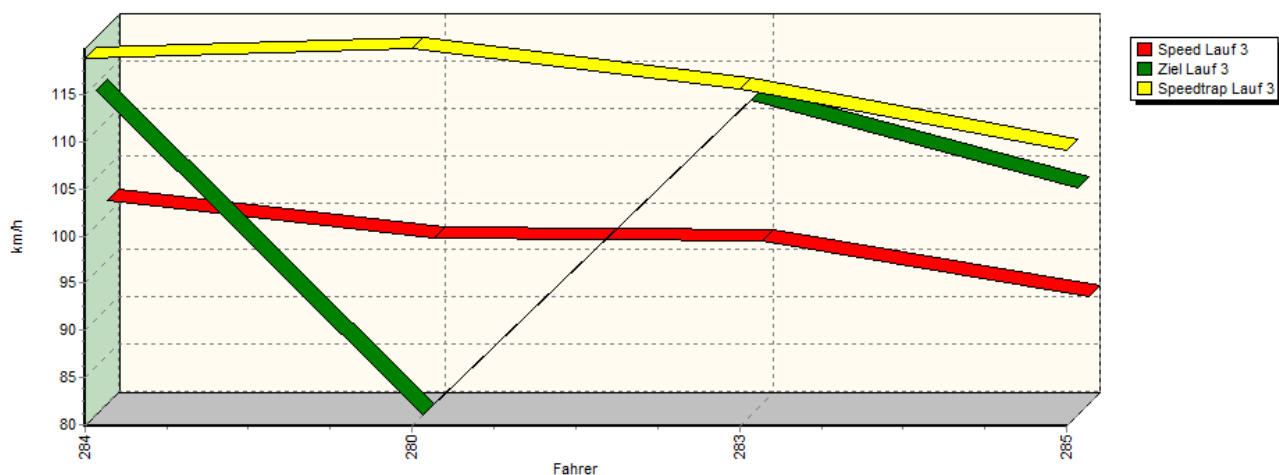


Sektor-Diagramm (Rest) Lauf 2

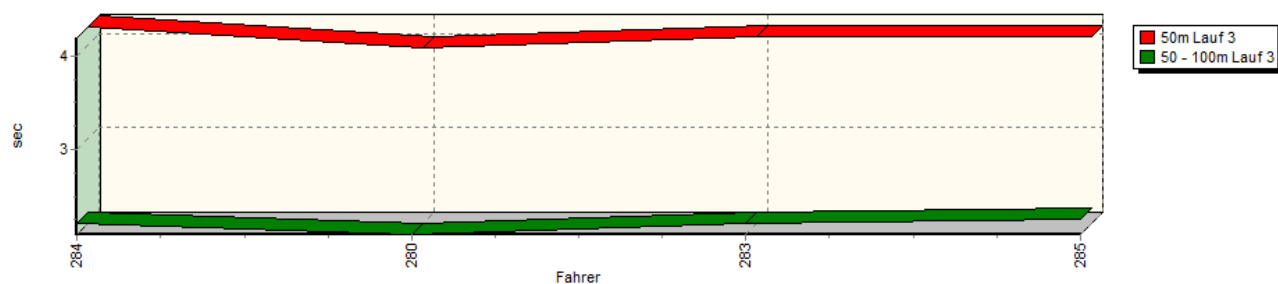


Sektorzeiten & Speeds - Training - Klassen 33, 34 und 35

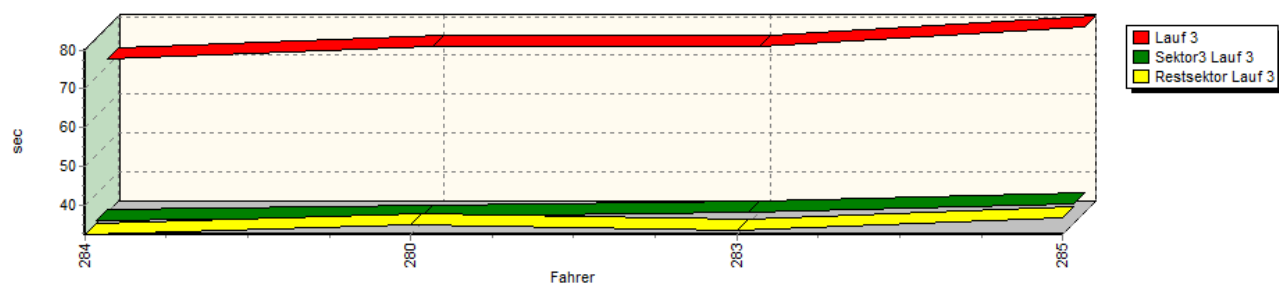
Speed-Diagramm Lauf 3



Sektor-Diagramm (Start) Lauf 3



Sektor-Diagramm (Rest) Lauf 3

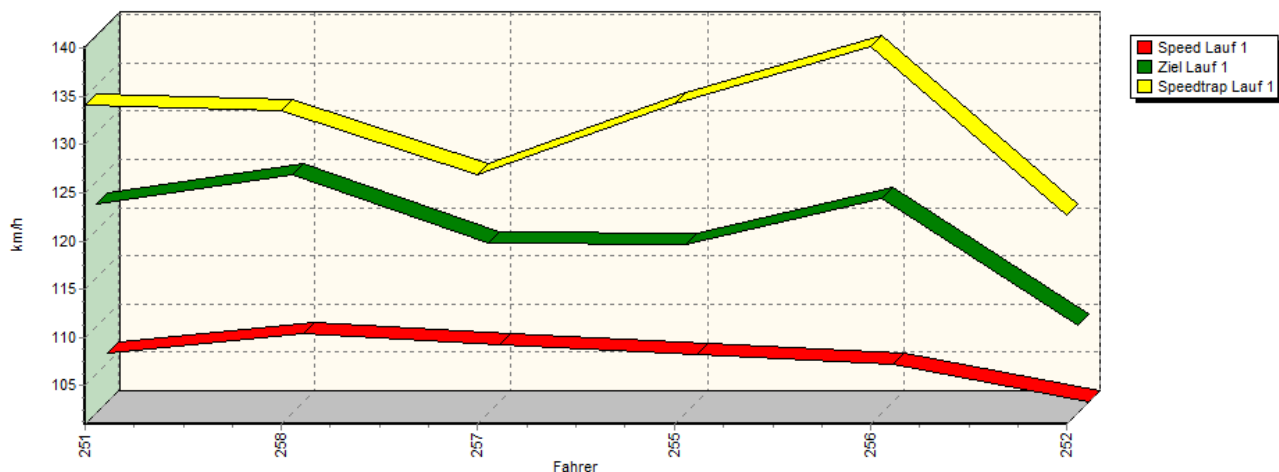


Rg.	Nr.	Sektor 1 (50m)	Sektor 2 (50-100m)	Sektor 3	Speed Trap	Sektor 4	Speed (Ziel)	Laufzeit	Speed (Lauf)	
1	284	VON DER HAAR Andreas								
		VW Golf V R-TDI								
		Lauf 1:	00:03.967	00:02.132	00:34.031	116,49 km/h	00:33.636	113,51 km/h	01:13.766	99,07 km/h
		Lauf 2:	00:04.061	00:02.139	00:33.215	118,41 km/h	00:32.892	114,94 km/h	01:12.307	101,07 km/h
		Lauf 3:	00:04.191	00:02.214	00:33.265	118,92 km/h	00:32.398	114,28 km/h	01:12.068	101,40 km/h

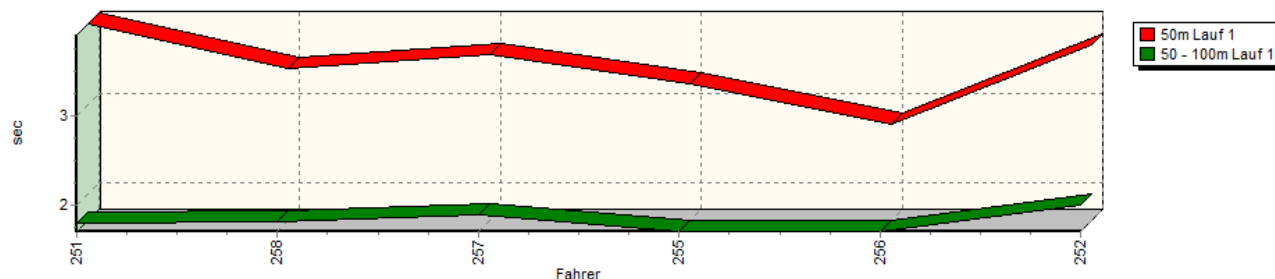
Sektorzeiten & Speeds - Training - Klassen 33, 34 und 35

Rg.	Nr.		Sektor 1 (50m)	Sektor 2 (50-100m)	Sektor 3	Speed Trap	Sektor 4	Speed (Ziel)	Laufzeit	Speed (Lauf)
2	280	TRIEBSTEIN Christian	Alfa Romeo 147 JTD Cup							
		Lauf 1:	00:04.091	00:02.169	00:34.642	115,19 km/h	00:34.796	77,63 km/h	01:15.698	96,54 km/h
		Lauf 2:	00:04.008	00:02.127	00:34.511	116,82 km/h	00:35.066	79,09 km/h	01:15.712	96,52 km/h
		Lauf 3:	00:03.969	00:02.101	00:34.169	119,93 km/h	00:34.794	79,80 km/h	01:15.033	97,40 km/h
3	283	OBERMEYER Marcel	VW Golf V R-TDI							
		Lauf 1:	00:04.020	00:02.226	00:34.966	119,41 km/h	00:40.076	105,79 km/h	01:21.288	89,90 km/h
		Lauf 2:	00:04.018	00:02.181	00:35.695	112,98 km/h	00:35.042	112,37 km/h	01:16.936	94,99 km/h
		Lauf 3:	00:04.080	00:02.222	00:35.293	115,58 km/h	00:33.637	113,22 km/h	01:15.232	97,14 km/h
4	285	ECKSTEIN Christian	VW Golf V R-TDI							
		Lauf 1:	00:04.053	00:02.293	00:37.804	109,99 km/h	00:36.616	103,50 km/h	01:20.766	90,48 km/h
		Lauf 2:	00:03.995	00:02.210	00:36.593	111,77 km/h	00:38.005	101,63 km/h	01:20.803	90,44 km/h
		Lauf 3:	00:04.087	00:02.259	00:37.284	109,08 km/h	00:36.565	103,90 km/h	01:20.195	91,13 km/h

Speed-Diagramm Lauf 1

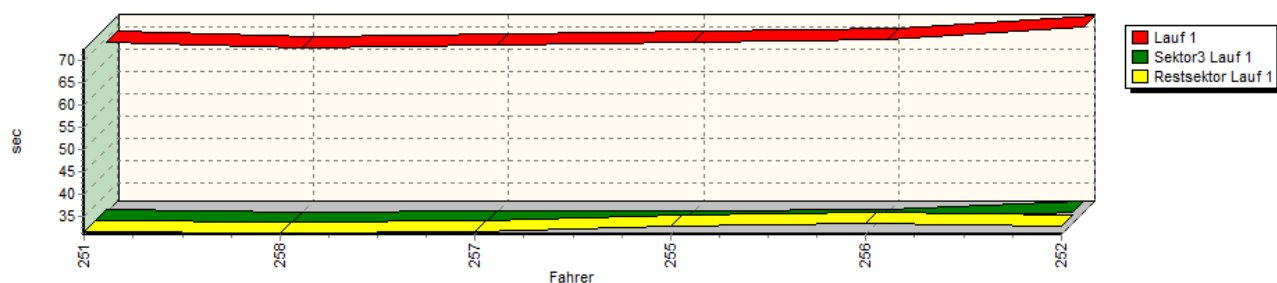


Sektor-Diagramm (Start) Lauf 1

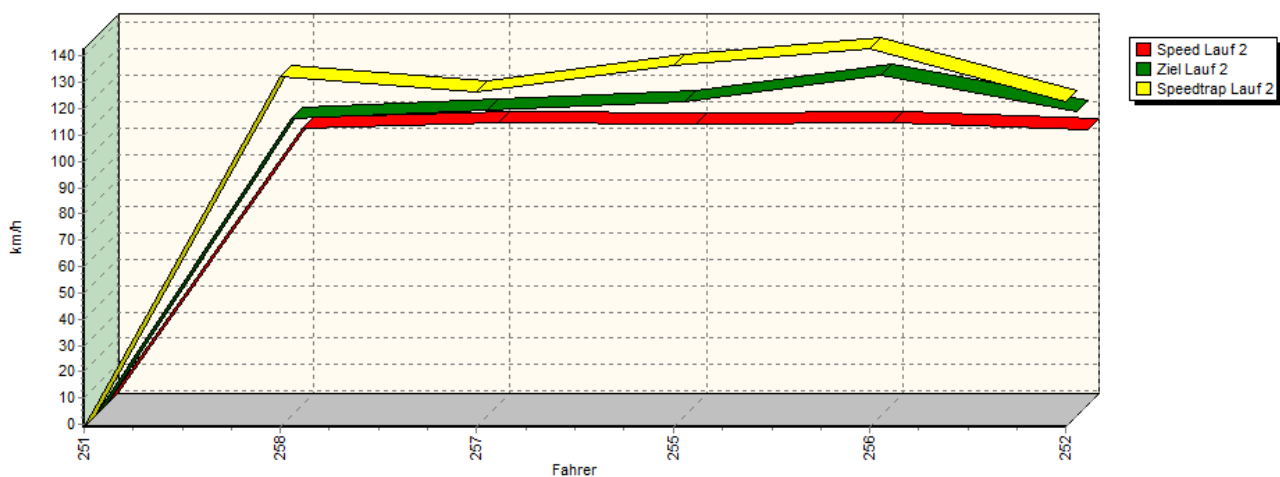


Sektorzeiten & Speeds - Training - Klassen 33, 34 und 35

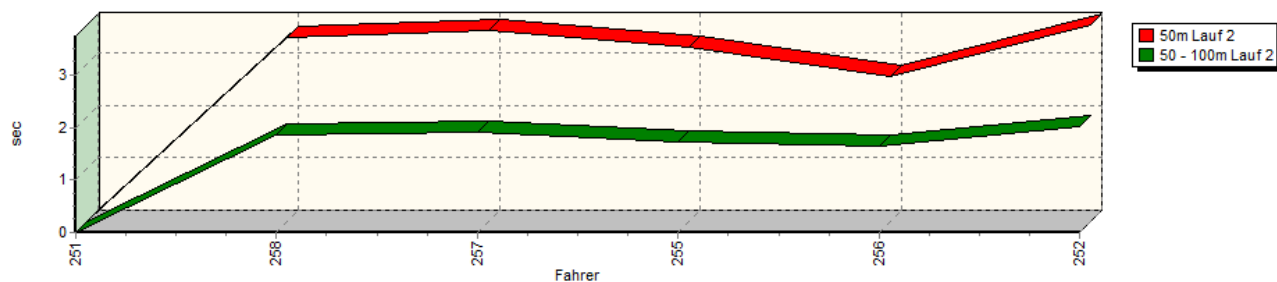
Sektor-Diagramm (Rest) Lauf 1



Speed-Diagramm Lauf 2

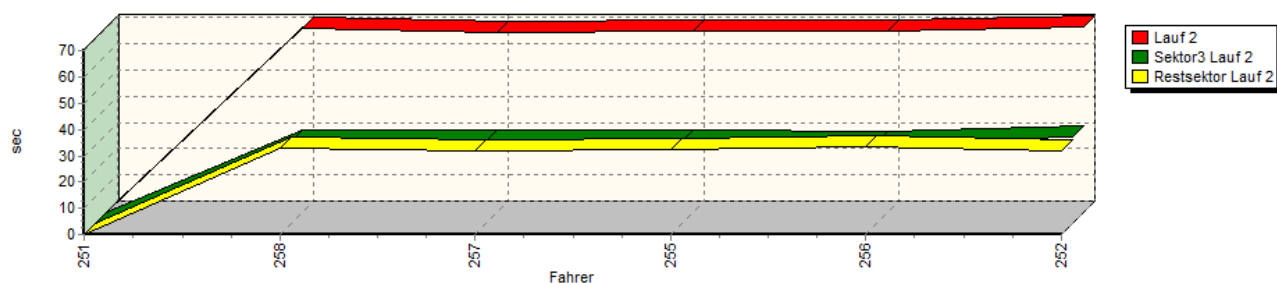


Sektor-Diagramm (Start) Lauf 2

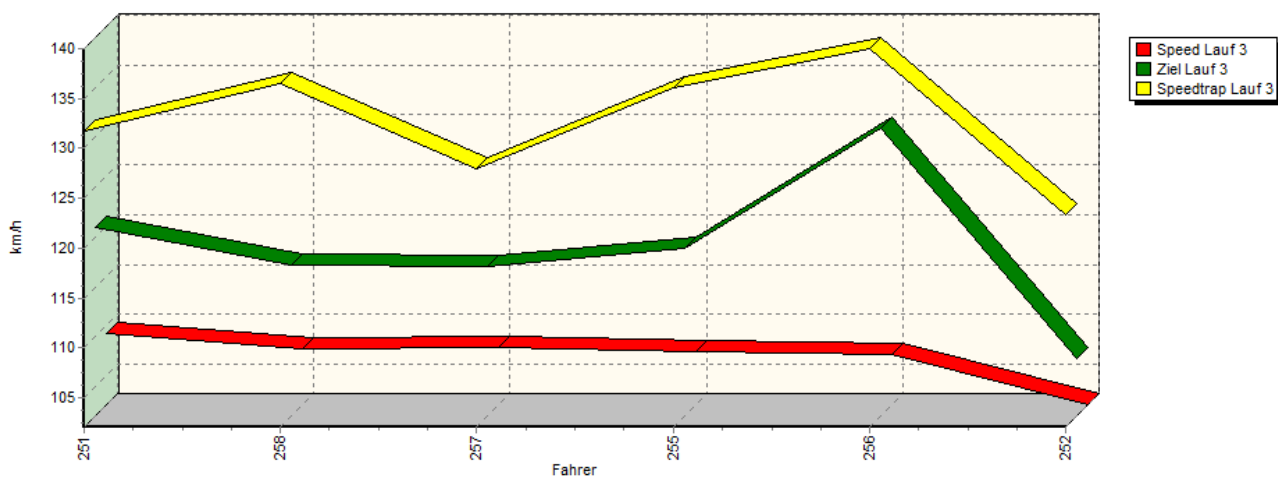


Sektorzeiten & Speeds - Training - Klassen 33, 34 und 35

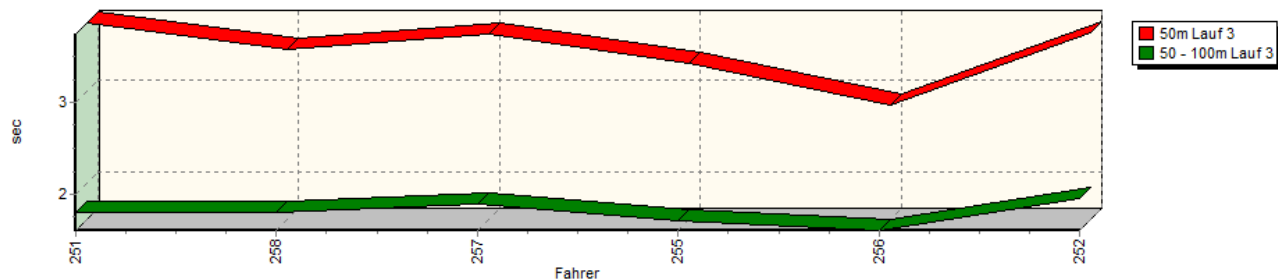
Sektor-Diagramm (Rest) Lauf 2



Speed-Diagramm Lauf 3

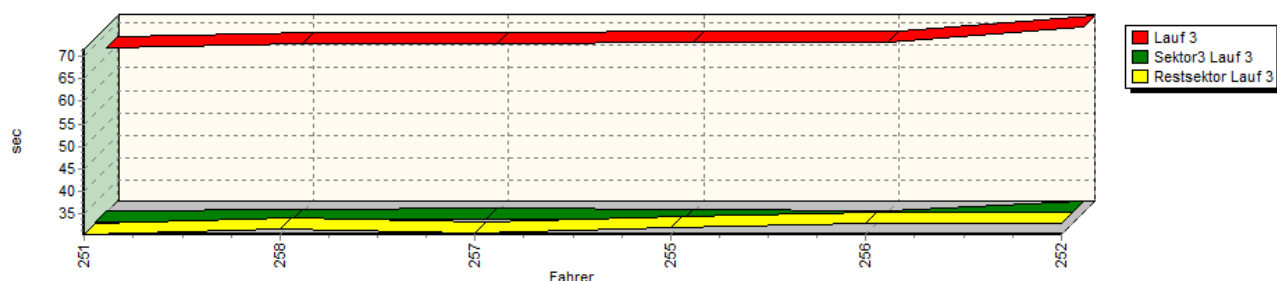


Sektor-Diagramm (Start) Lauf 3



Sektorzeiten & Speeds - Training - Klassen 33, 34 und 35

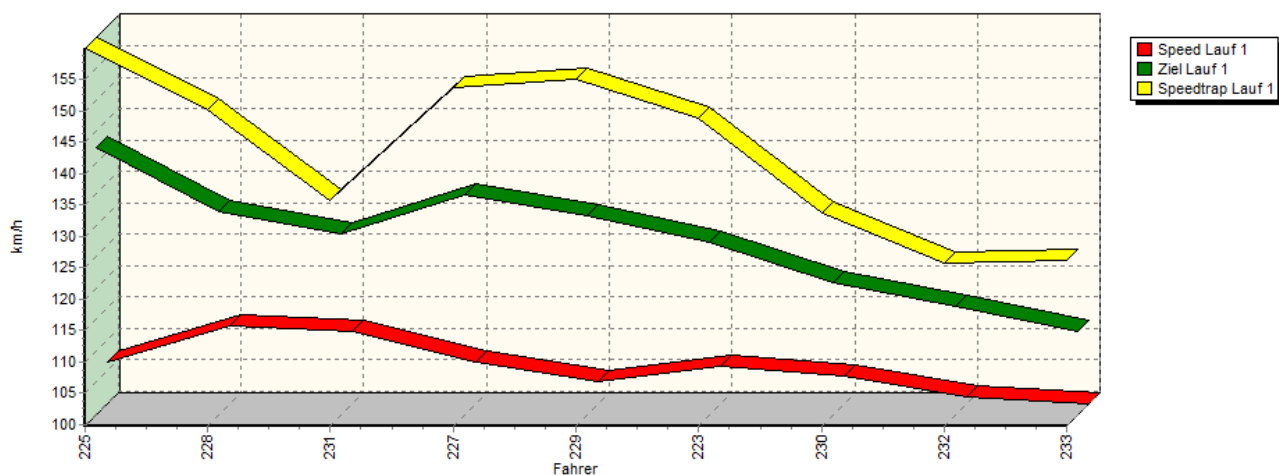
Sektor-Diagramm (Rest) Lauf 3



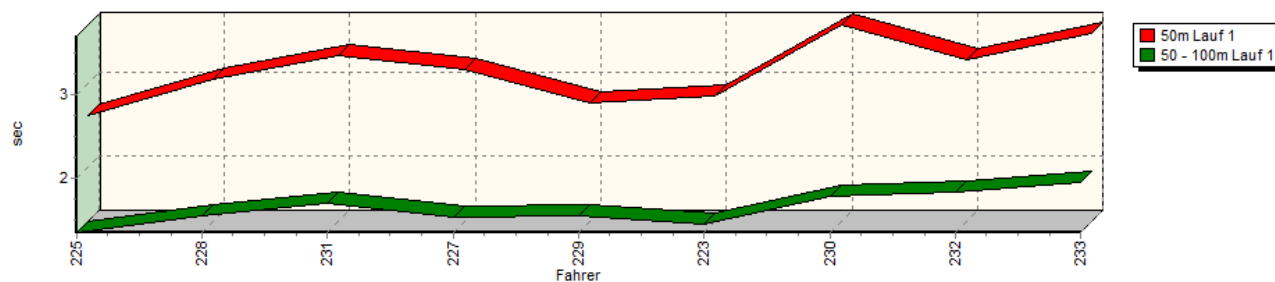
Rg.	Nr.	Sektor 1 (50m)	Sektor 2 (50-100m)	Sektor 3	Speed Trap	Sektor 4	Speed (Ziel)	Laufzeit	Speed (Lauf)	
1	251	WÜSTEFELD Markus	Mercedes Benz AMG 190E Evo I							
		Lauf 1:	00:03.902	00:01.797	00:31.689	134,13 km/h	00:31.554	122,62 km/h	01:08.942	106,00 km/h
		Lauf 2:	*	*	*	* km/h	*	* km/h	*	* km/h
		Lauf 3:	00:03.737	00:01.806	00:30.887	131,74 km/h	00:30.444	120,92 km/h	01:06.874	109,28 km/h
2	258	FRANK René	BMW M3 DTM							
		Lauf 1:	00:03.405	00:01.805	00:31.022	133,56 km/h	00:31.403	125,77 km/h	01:07.635	108,05 km/h
		Lauf 2:	00:03.514	00:01.847	00:31.474	132,43 km/h	00:33.210	112,32 km/h	01:10.045	104,33 km/h
		Lauf 3:	00:03.454	00:01.816	00:30.944	136,53 km/h	00:31.632	117,16 km/h	01:07.846	107,71 km/h
3	257	IWAN Ralf	Opel Kadett C 2,5 8V							
		Lauf 1:	00:03.562	00:01.880	00:31.309	126,95 km/h	00:31.632	118,58 km/h	01:08.383	106,87 km/h
		Lauf 2:	00:03.638	00:01.902	00:31.414	126,66 km/h	00:31.716	115,07 km/h	01:08.670	106,42 km/h
		Lauf 3:	00:03.610	00:01.902	00:31.352	127,96 km/h	00:30.907	116,99 km/h	01:07.771	107,83 km/h
4	255	AASERUD Tom-Einar	Volvo S40 16V E85							
		Lauf 1:	00:03.225	00:01.704	00:31.307	134,24 km/h	00:32.767	118,56 km/h	01:09.003	105,91 km/h
		Lauf 2:	00:03.308	00:01.719	00:31.407	136,29 km/h	00:32.575	118,22 km/h	01:09.009	105,90 km/h
		Lauf 3:	00:03.293	00:01.714	00:31.149	136,08 km/h	00:31.920	118,91 km/h	01:08.076	107,35 km/h
5	256	MURRAY Keith	Audi 80							
		Lauf 1:	00:02.772	00:01.697	00:31.634	140,18 km/h	00:33.603	123,29 km/h	01:09.706	104,84 km/h
		Lauf 2:	00:02.756	00:01.658	00:31.023	142,85 km/h	00:33.481	128,64 km/h	01:08.918	106,04 km/h
		Lauf 3:	00:02.848	00:01.614	00:30.799	140,00 km/h	00:32.922	130,84 km/h	01:08.183	107,18 km/h
6	252	OSTERMANN Thomas	BMW E30 Hartge							
		Lauf 1:	00:03.671	00:01.992	00:33.657	122,65 km/h	00:33.033	110,12 km/h	01:12.353	101,00 km/h
		Lauf 2:	00:03.745	00:02.019	00:32.830	122,47 km/h	00:32.090	114,46 km/h	01:10.684	103,39 km/h
		Lauf 3:	00:03.627	00:01.963	00:33.072	123,31 km/h	00:32.931	107,83 km/h	01:11.593	102,08 km/h

Sektorzeiten & Speeds - Training - Klassen 33, 34 und 35

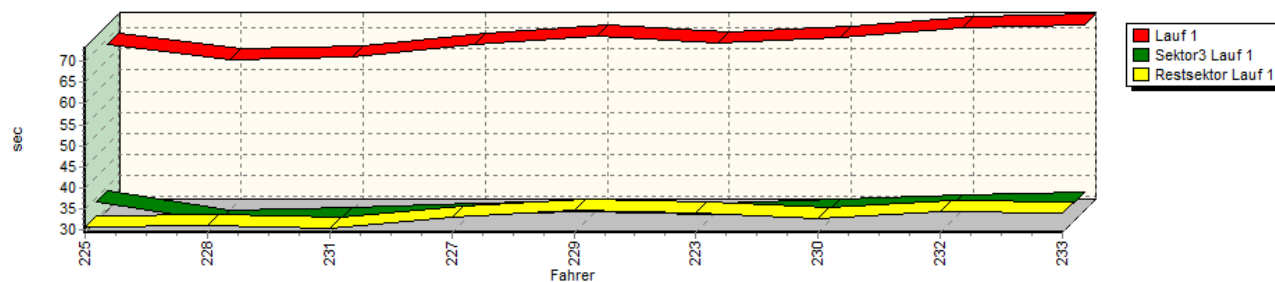
Speed-Diagramm Lauf 1



Sektor-Diagramm (Start) Lauf 1

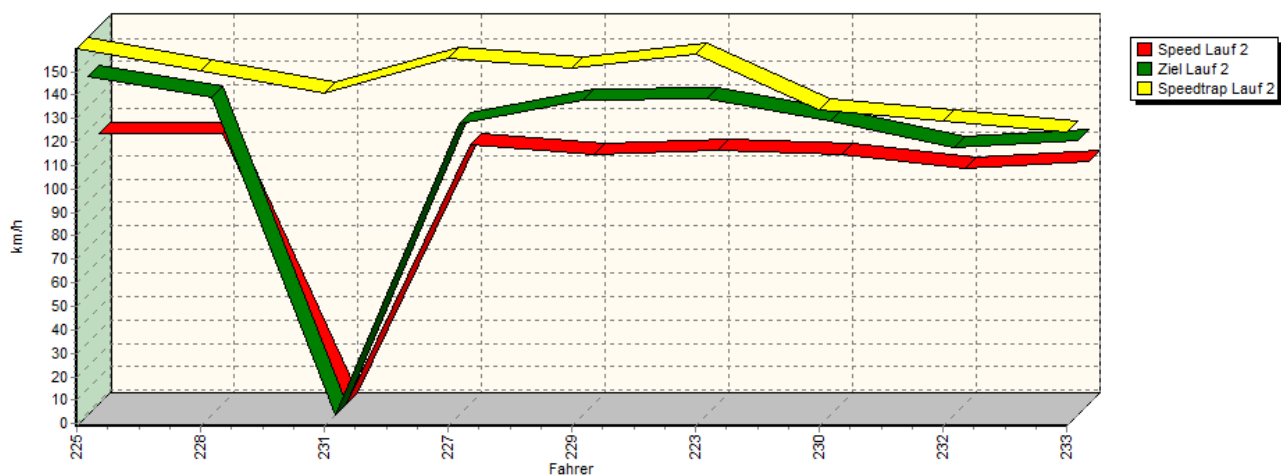


Sektor-Diagramm (Rest) Lauf 1

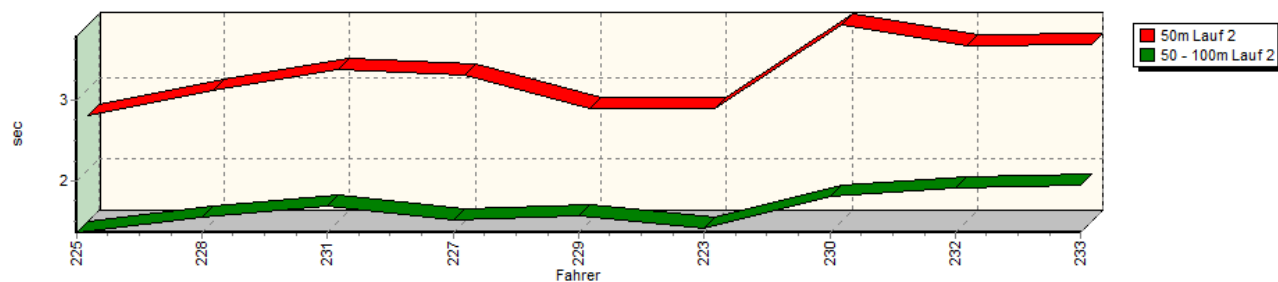


Sektorzeiten & Speeds - Training - Klassen 33, 34 und 35

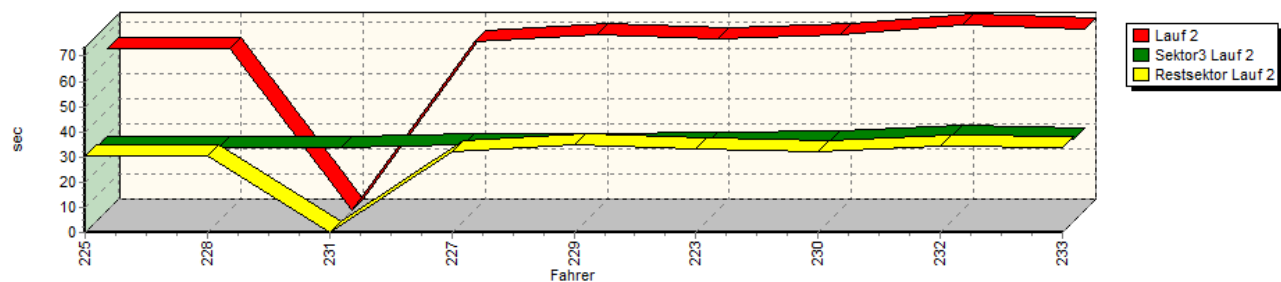
Speed-Diagramm Lauf 2



Sektor-Diagramm (Start) Lauf 2

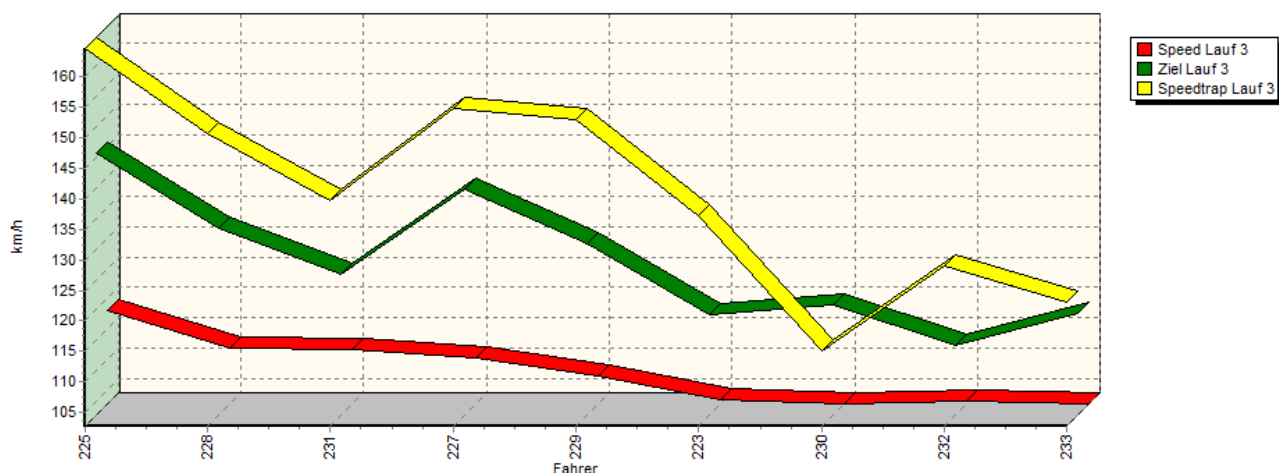


Sektor-Diagramm (Rest) Lauf 2

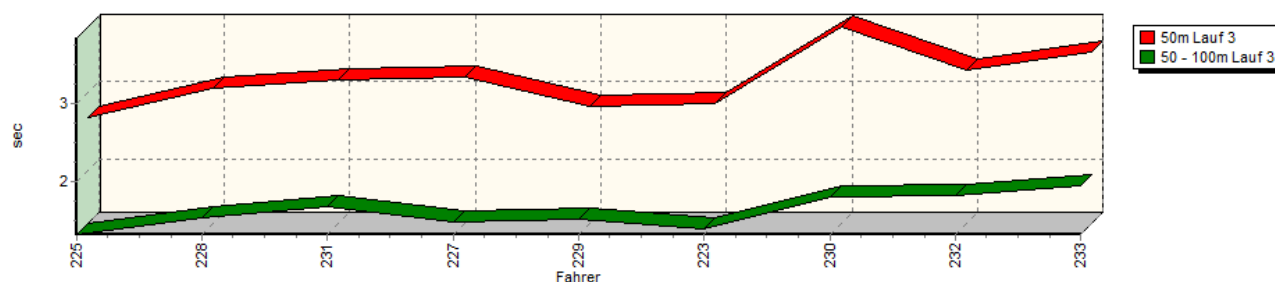


Sektorzeiten & Speeds - Training - Klassen 33, 34 und 35

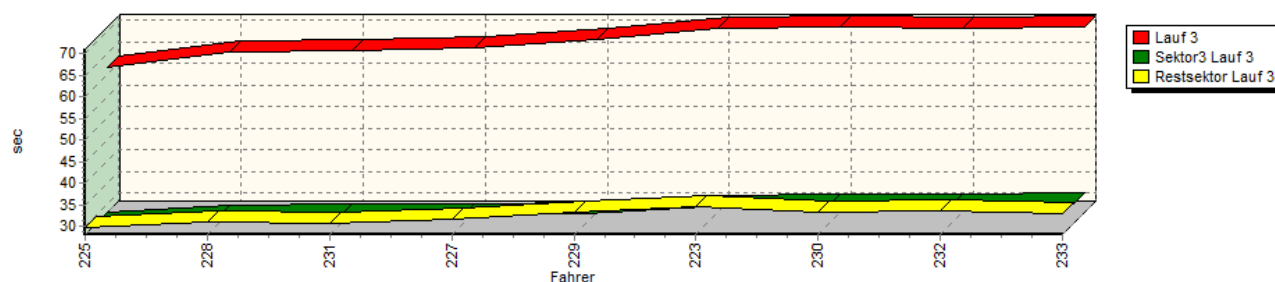
Speed-Diagramm Lauf 3



Sektor-Diagramm (Start) Lauf 3



Sektor-Diagramm (Rest) Lauf 3



Rg.	Nr.	Sektor 1 (50m)	Sektor 2 (50-100m)	Sektor 3	Speed Trap	Sektor 4	Speed (Ziel)	Laufzeit	Speed (Lauf)	
1	225	ZLATKOV Nikolay		Audi Quattro S1						
		Lauf 1:	00:02.615	00:01.338	00:33.911	159,94 km/h	00:30.860	142,42 km/h	01:08.724	106,34 km/h
		Lauf 2:	00:02.677	00:01.346	00:29.318	159,80 km/h	00:30.664	143,44 km/h	01:04.005	114,18 km/h
		Lauf 3:	00:02.680	00:01.331	00:28.051	164,62 km/h	00:29.795	145,66 km/h	01:01.857	118,14 km/h

Sektorzeiten & Speeds - Training - Klassen 33, 34 und 35

Rg.	Nr.		Sektor 1 (50m)	Sektor 2 (50-100m)	Sektor 3	Speed Trap	Sektor 4	Speed (Ziel)	Laufzeit	Speed (Lauf)
2	228	WERVER Nicolas	Porsche GT3 Cup 997							
		Lauf 1:	00:03.060	00:01.541	00:29.438	150,20 km/h	00:31.097	132,05 km/h	01:05.136	112,19 km/h
		Lauf 2:	00:02.985	00:01.538	00:29.292	150,28 km/h	00:30.331	134,35 km/h	01:04.146	113,93 km/h
		Lauf 3:	00:03.045	00:01.548	00:29.741	150,63 km/h	00:31.005	133,27 km/h	01:05.339	111,85 km/h
3	231	NEUGEBAUER Frank	Porsche GT3 RSR							
		Lauf 1:	00:03.343	00:01.698	00:30.198	135,68 km/h	00:30.399	128,60 km/h	01:05.638	111,34 km/h
		Lauf 2:	00:03.247	00:01.673	00:29.578	140,89 km/h	*	* km/h	A	* km/h
		Lauf 3:	00:03.159	00:01.677	00:29.964	139,77 km/h	00:30.666	125,72 km/h	01:05.466	111,63 km/h
4	227	RUCH René	Ferrari 355 GT							
		Lauf 1:	00:03.173	00:01.515	00:31.011	153,72 km/h	00:32.950	134,83 km/h	01:08.649	106,45 km/h
		Lauf 2:	00:03.182	00:01.510	00:30.252	155,81 km/h	00:31.914	123,22 km/h	01:06.858	109,31 km/h
		Lauf 3:	00:03.191	00:01.488	00:29.888	154,75 km/h	00:31.686	139,76 km/h	01:06.253	110,31 km/h
5	229	EDWARDS Keith	Audi Quattro Sport S1 E2							
		Lauf 1:	00:02.766	00:01.536	00:31.641	155,12 km/h	00:34.871	131,42 km/h	01:10.814	103,20 km/h
		Lauf 2:	00:02.763	00:01.550	00:30.685	151,33 km/h	00:34.590	132,96 km/h	01:09.588	105,02 km/h
		Lauf 3:	00:02.819	00:01.532	00:30.399	153,00 km/h	00:33.311	130,80 km/h	01:08.061	107,37 km/h
6	223	HANDA Norbert	Lancia Delta Integrale							
		Lauf 1:	00:02.843	00:01.436	00:30.923	148,73 km/h	00:33.954	127,19 km/h	01:09.156	105,67 km/h
		Lauf 2:	00:02.754	00:01.406	00:30.864	157,43 km/h	00:33.119	133,79 km/h	01:08.143	107,25 km/h
		Lauf 3:	00:02.847	00:01.409	00:31.788	137,22 km/h	00:34.671	119,21 km/h	01:10.715	103,34 km/h
7	230	KUSTER Michael	Maserati GT Trofeo							
		Lauf 1:	00:03.708	00:01.767	00:31.996	133,68 km/h	00:32.767	120,84 km/h	01:10.238	104,05 km/h
		Lauf 2:	00:03.806	00:01.794	00:31.708	133,42 km/h	00:32.234	123,98 km/h	01:09.542	105,09 km/h
		Lauf 3:	00:03.827	00:01.809	00:32.220	114,99 km/h	00:33.273	120,70 km/h	01:11.129	102,74 km/h
8	232	SCHILLING Nico	Subaru Impreza WRX STI							
		Lauf 1:	00:03.290	00:01.831	00:33.140	125,63 km/h	00:34.322	117,07 km/h	01:12.583	100,68 km/h
		Lauf 2:	00:03.536	00:01.899	00:33.682	129,06 km/h	00:34.468	112,84 km/h	01:13.585	99,31 km/h
		Lauf 3:	00:03.286	00:01.822	00:32.220	128,94 km/h	00:33.432	114,25 km/h	01:10.760	103,28 km/h
9	233	VALENTINY Charel	Mitsubishi Lancer EVO 7							
		Lauf 1:	00:03.609	00:01.947	00:33.777	126,10 km/h	00:33.989	113,09 km/h	01:13.322	99,67 km/h
		Lauf 2:	00:03.570	00:01.942	00:32.568	124,29 km/h	00:33.595	115,63 km/h	01:11.675	101,96 km/h
		Lauf 3:	00:03.511	00:01.943	00:32.700	123,08 km/h	00:32.966	119,31 km/h	01:11.120	102,76 km/h