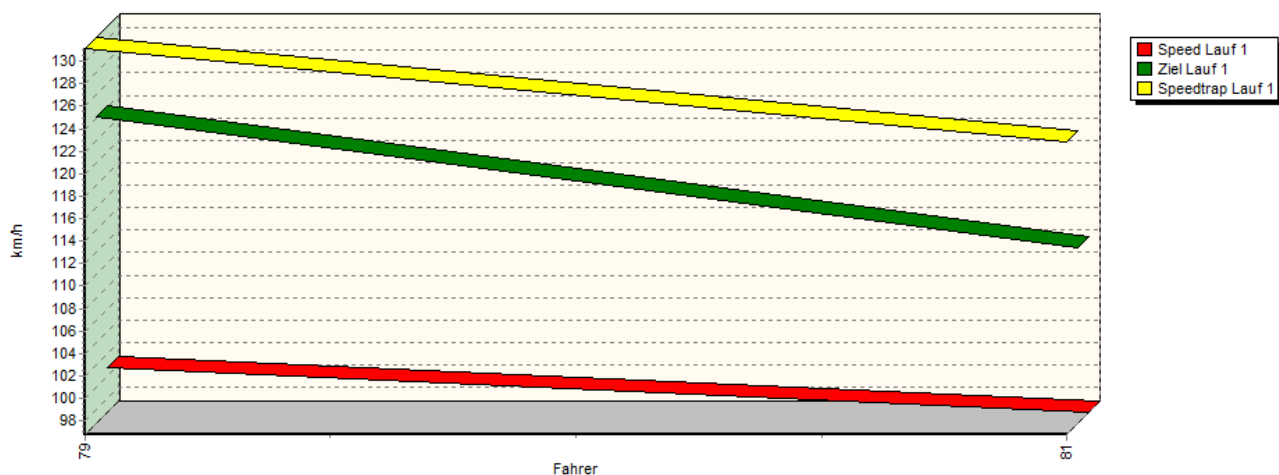
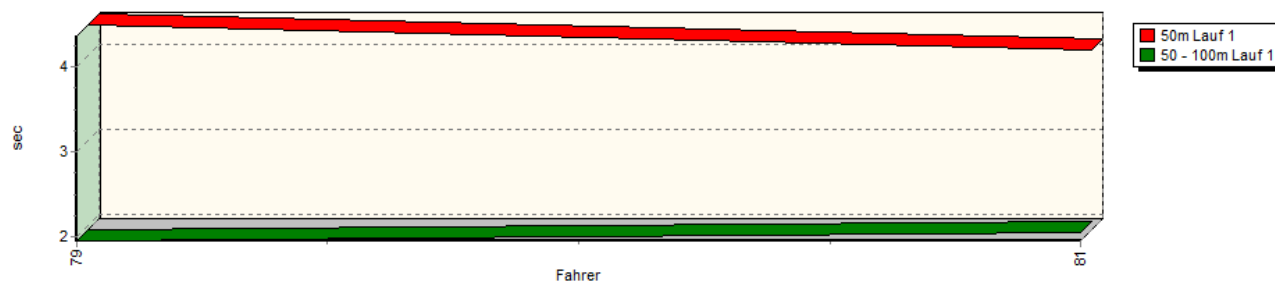


## Sektorzeiten & Speeds - Training - Markenpokale und Gruppen G und N

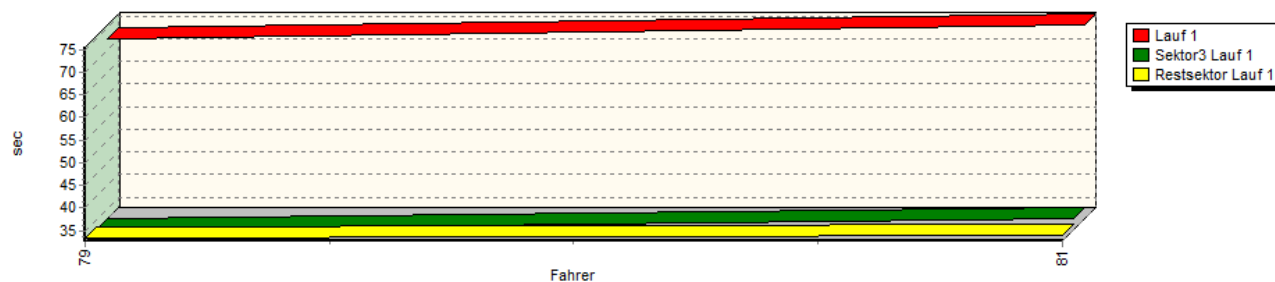
**Speed-Diagramm Lauf 1**



**Sektor-Diagramm (Start) Lauf 1**

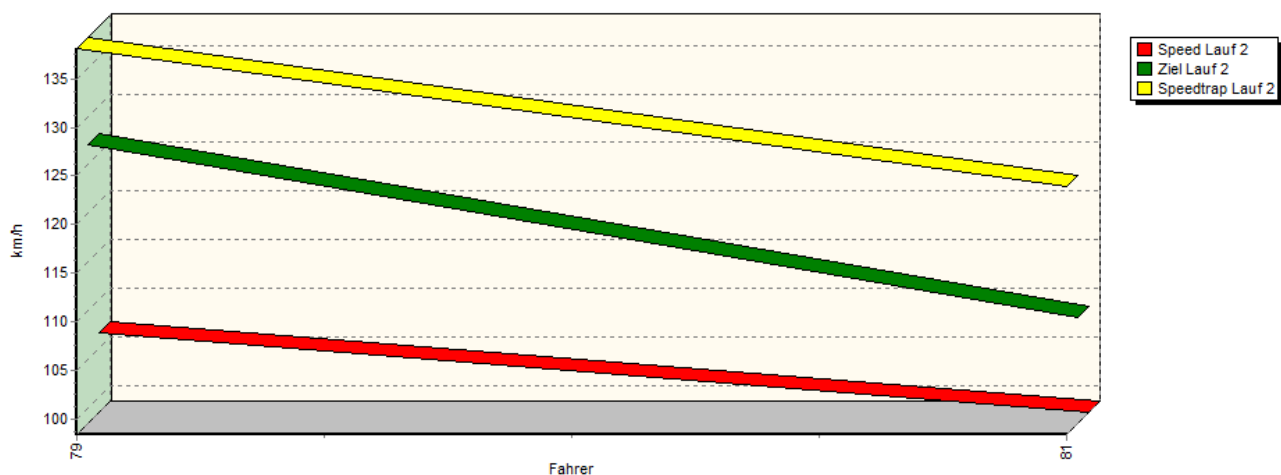


**Sektor-Diagramm (Rest) Lauf 1**

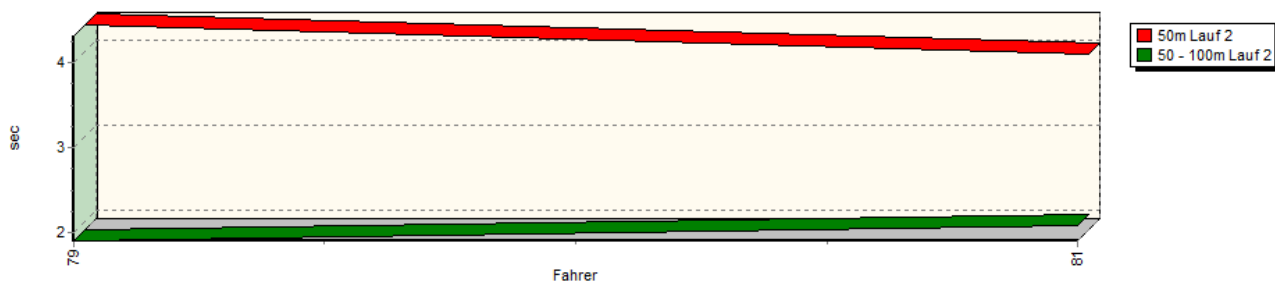


## Sektorzeiten & Speeds - Training - Markenpokale und Gruppen G und N

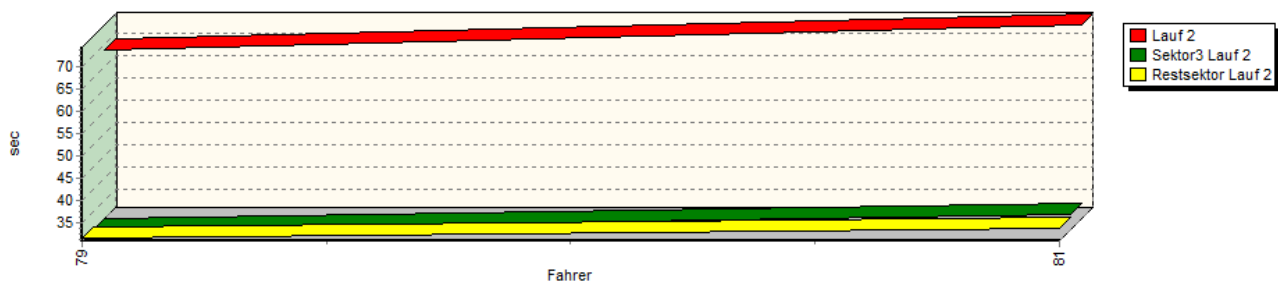
**Speed-Diagramm Lauf 2**



**Sektor-Diagramm (Start) Lauf 2**

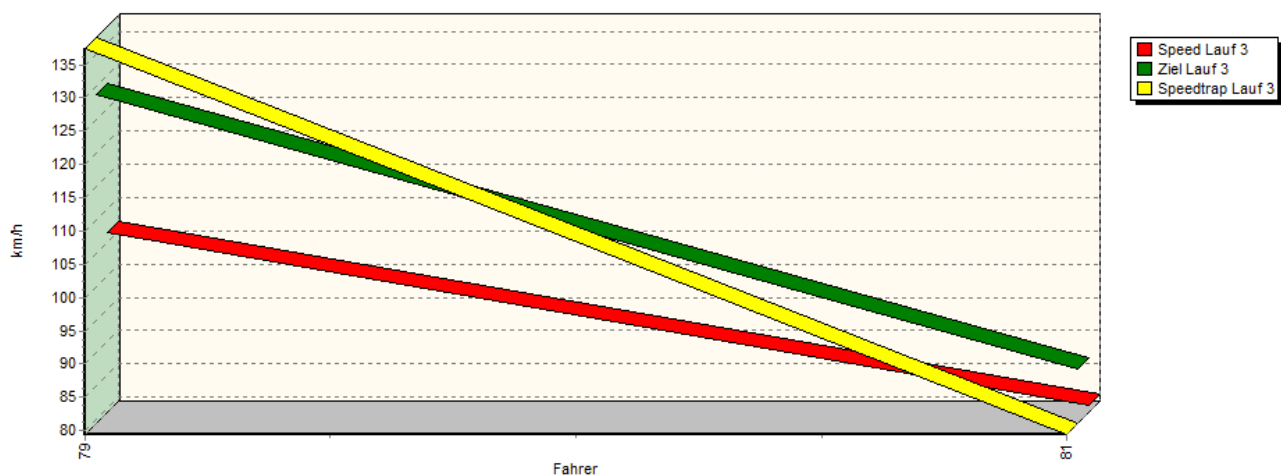


**Sektor-Diagramm (Rest) Lauf 2**

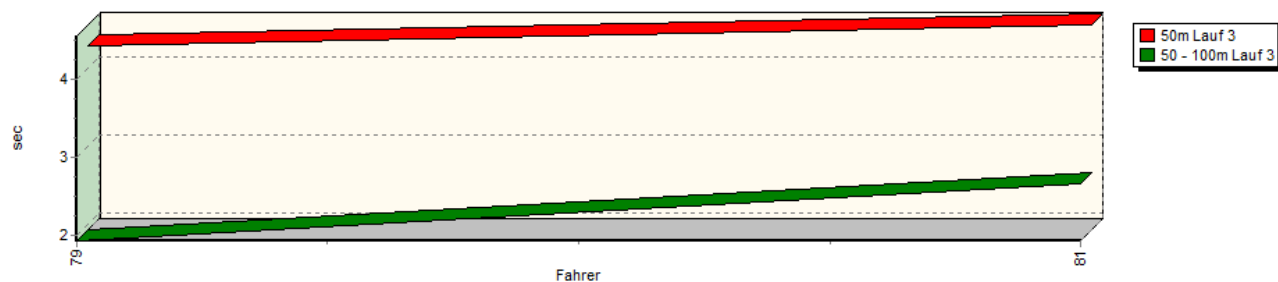


## Sektorzeiten & Speeds - Training - Markenpokale und Gruppen G und N

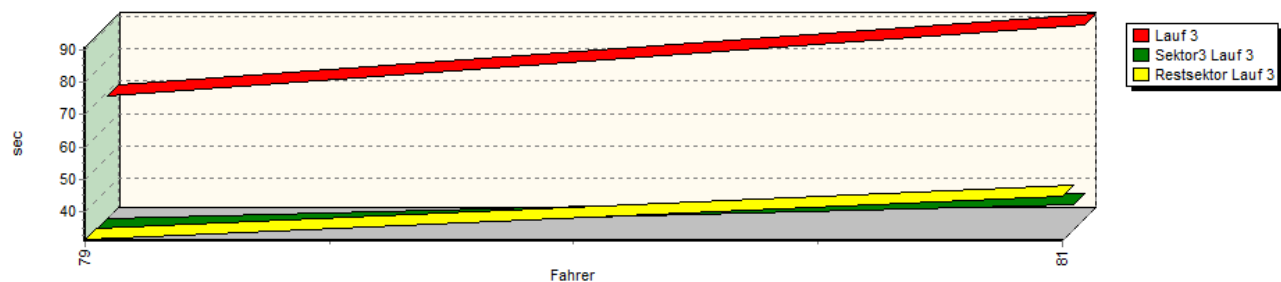
**Speed-Diagramm Lauf 3**



**Sektor-Diagramm (Start) Lauf 3**



**Sektor-Diagramm (Rest) Lauf 3**

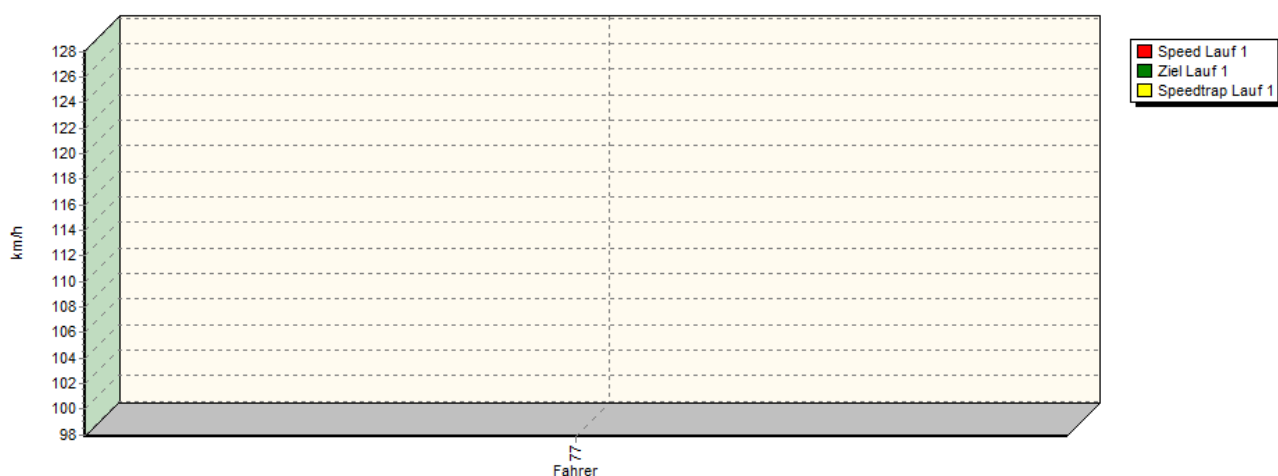


Rg.	Nr.	Sektor 1 (50m)	Sektor 2 (50-100m)	Sektor 3	Speed Trap	Sektor 4	Speed (Ziel)	Laufzeit	Speed (Lauf)	
1	79	<b>LEWE Manfred</b>	Seat Leon Supercopa WTCC							
		Lauf 1:	00:04.371	00:01.947	00:32.747	131,15 km/h	00:33.493	124,12 km/h	01:12.558	100,72 km/h
		Lauf 2:	00:04.302	00:01.903	00:30.848	138,10 km/h	00:31.548	127,12 km/h	01:08.601	106,53 km/h
		Lauf 3:	00:04.289	00:01.936	00:31.002	137,41 km/h	00:31.403	128,73 km/h	01:08.630	106,48 km/h

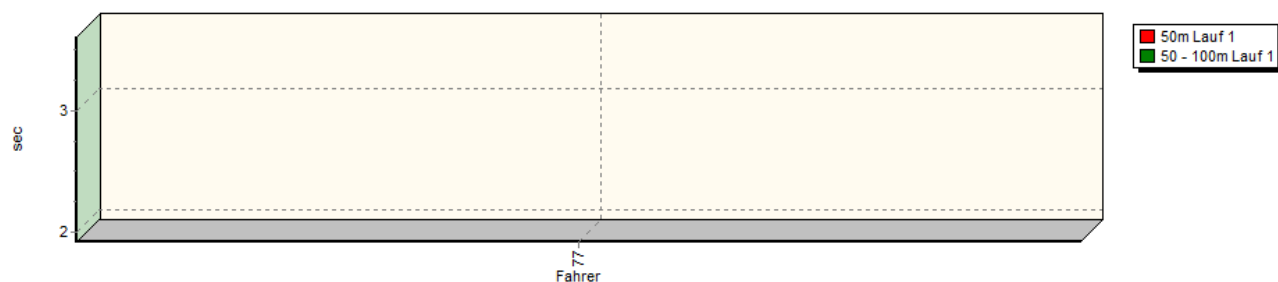
## Sektorzeiten & Speeds - Training - Markenpokale und Gruppen G und N

Rg.	Nr.		Sektor 1 (50m)	Sektor 2 (50-100m)	Sektor 3	Speed Trap	Sektor 4	Speed (Ziel)	Laufzeit	Speed (Lauf)
2	81	<b>BERGSTERMANN Uwe</b>		Seat Leon						
		Lauf 1:	00:04.073	00:02.039	00:35.293	122,82 km/h	00:34.117	112,46 km/h	01:15.522	96,77 km/h
		Lauf 2:	00:03.963	00:02.080	00:34.402	123,95 km/h	00:33.803	109,25 km/h	01:14.248	98,43 km/h
		Lauf 3:	00:04.547	00:02.658	00:38.897	79,41 km/h	00:44.648	87,60 km/h	01:30.750	80,53 km/h

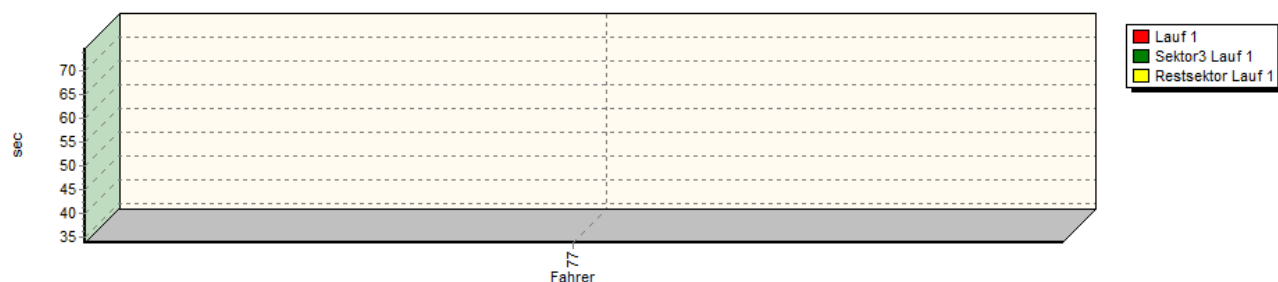
Speed-Diagramm Lauf 1



Sektor-Diagramm (Start) Lauf 1

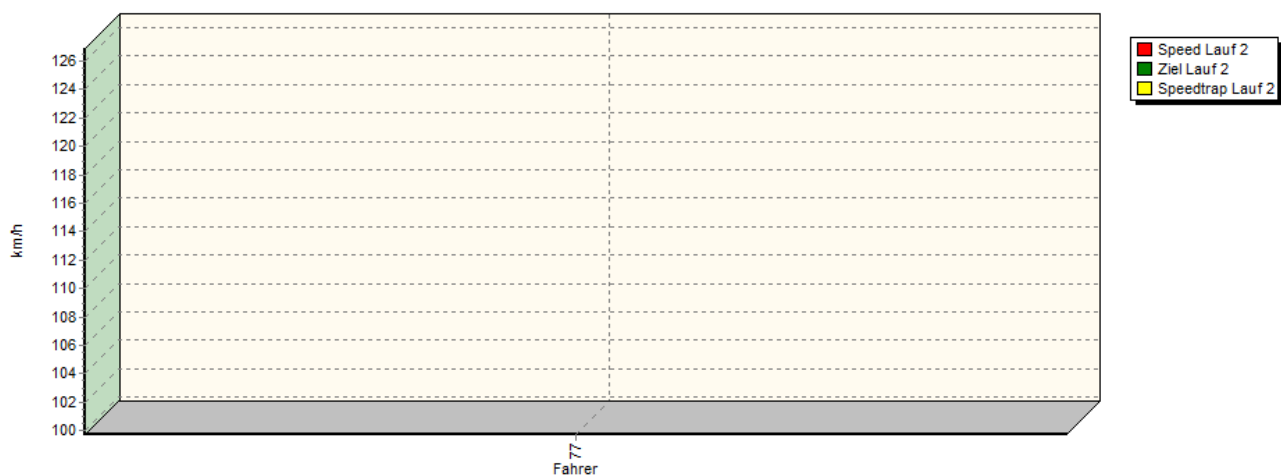


Sektor-Diagramm (Rest) Lauf 1

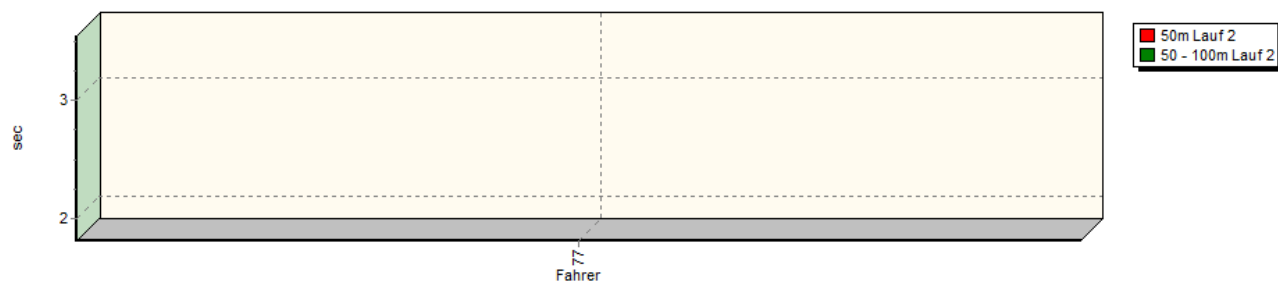


## Sektorzeiten & Speeds - Training - Markenpokale und Gruppen G und N

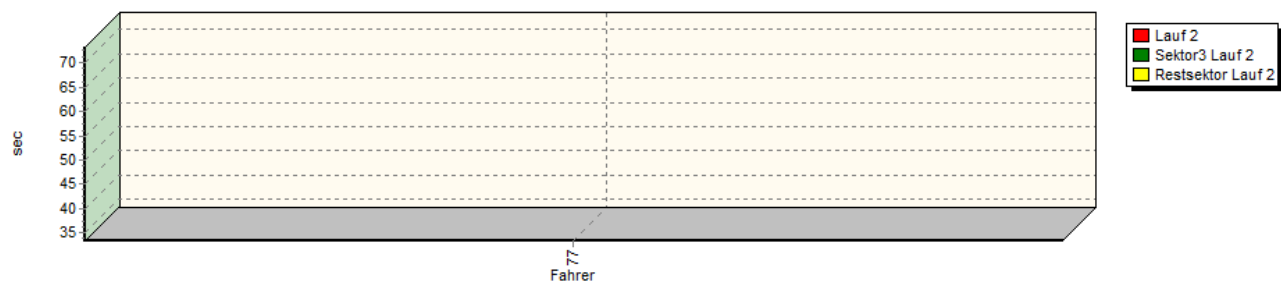
Speed-Diagramm Lauf 2



Sektor-Diagramm (Start) Lauf 2

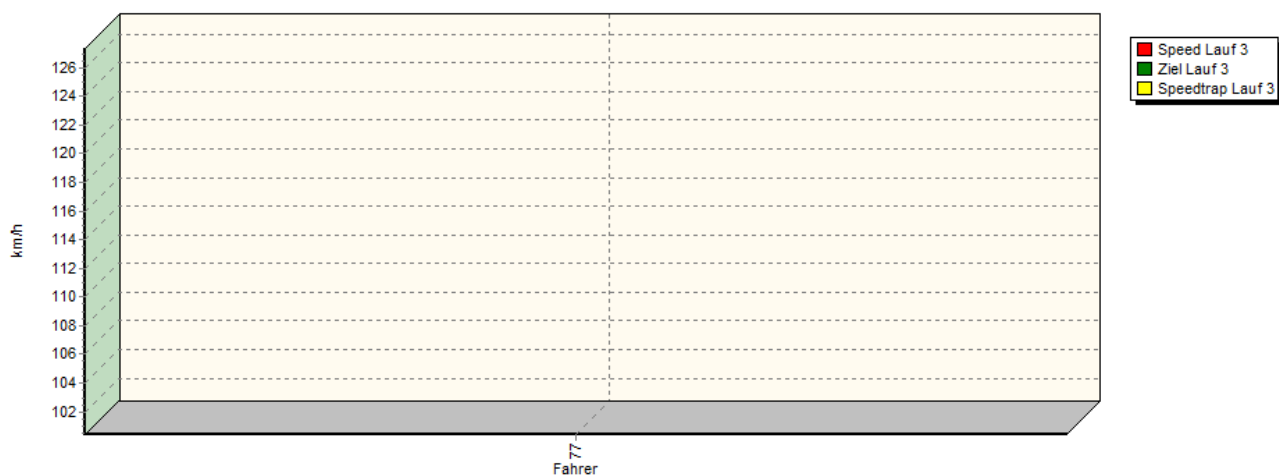


Sektor-Diagramm (Rest) Lauf 2

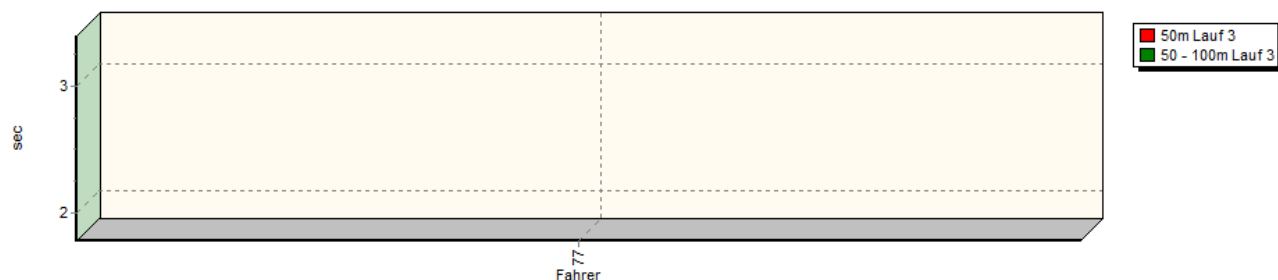


## Sektorzeiten & Speeds - Training - Markenpokale und Gruppen G und N

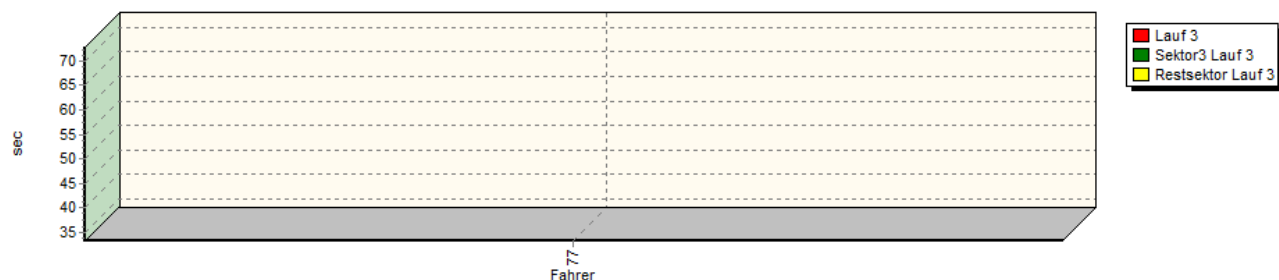
Speed-Diagramm Lauf 3



Sektor-Diagramm (Start) Lauf 3



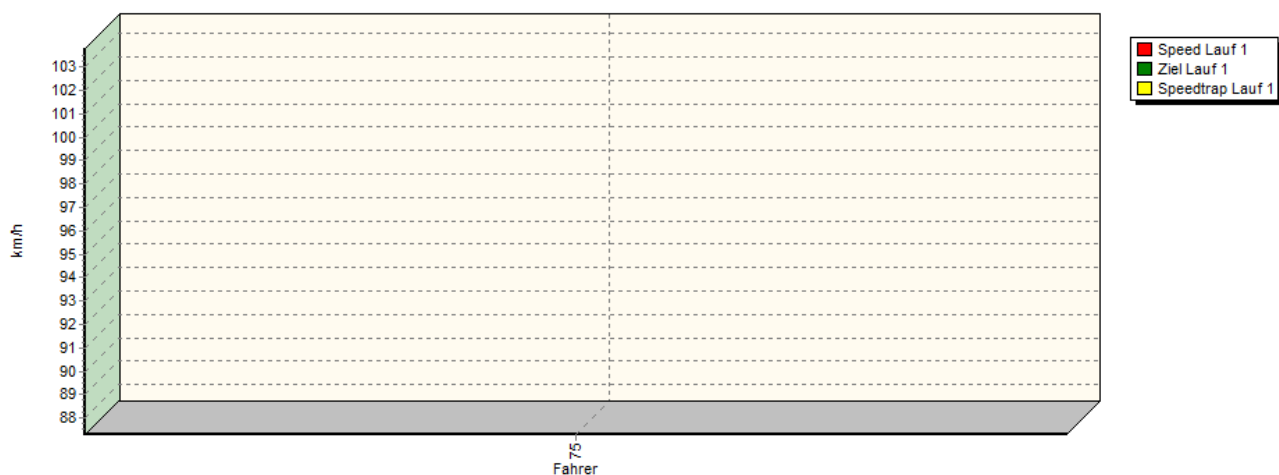
Sektor-Diagramm (Rest) Lauf 3



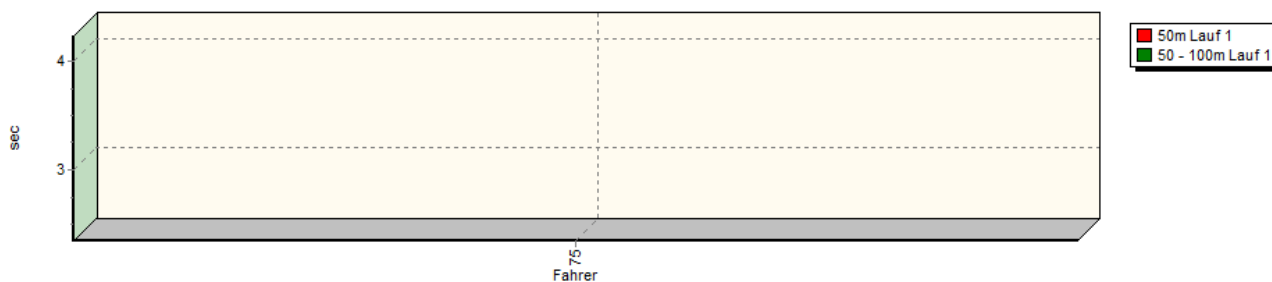
Rg.	Nr.		Sektor 1 (50m)	Sektor 2 (50-100m)	Sektor 3	Speed Trap	Sektor 4	Speed (Ziel)	Laufzeit	Speed (Lauf)
1	77	<b>STARKE Michael</b>		Porsche 997 GT3						
		Lauf 1:	00:03.604	00:01.920	00:33.970	128,06 km/h	00:35.189	119,93 km/h	01:14.683	97,85 km/h
		Lauf 2:	00:03.537	00:01.807	00:33.334	126,89 km/h	00:34.604	119,81 km/h	01:13.282	99,72 km/h
		Lauf 3:	00:03.392	00:01.787	00:33.249	127,33 km/h	00:34.364	119,42 km/h	01:12.792	100,40 km/h

## Sektorzeiten & Speeds - Training - Markenpokale und Gruppen G und N

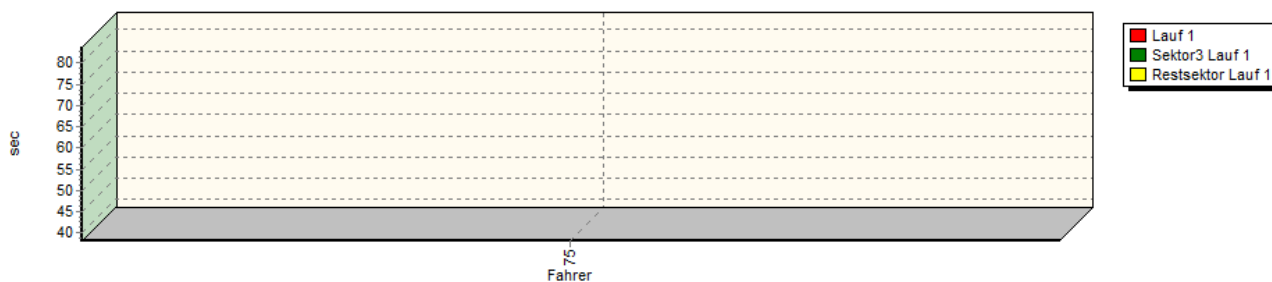
**Speed-Diagramm Lauf 1**



**Sektor-Diagramm (Start) Lauf 1**

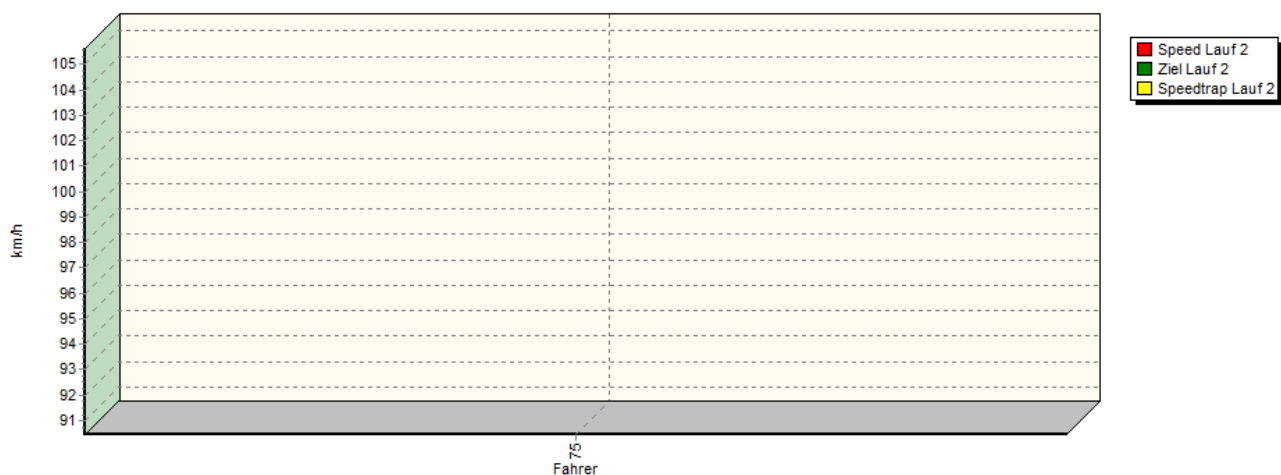


**Sektor-Diagramm (Rest) Lauf 1**

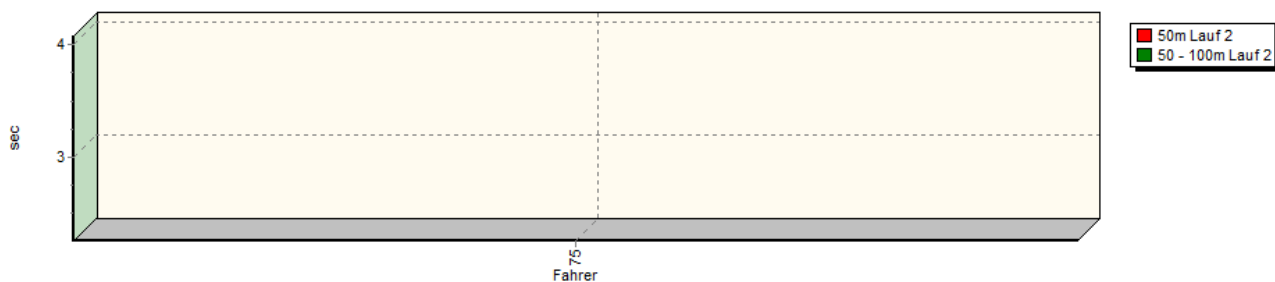


## Sektorzeiten & Speeds - Training - Markenpokale und Gruppen G und N

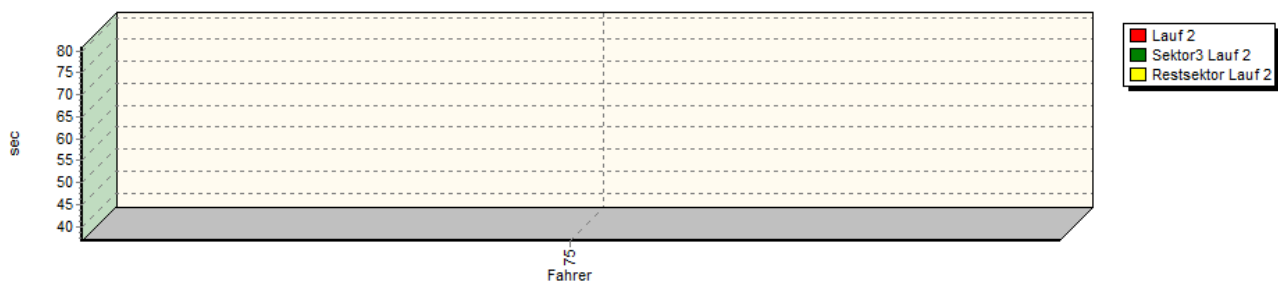
**Speed-Diagramm Lauf 2**



**Sektor-Diagramm (Start) Lauf 2**



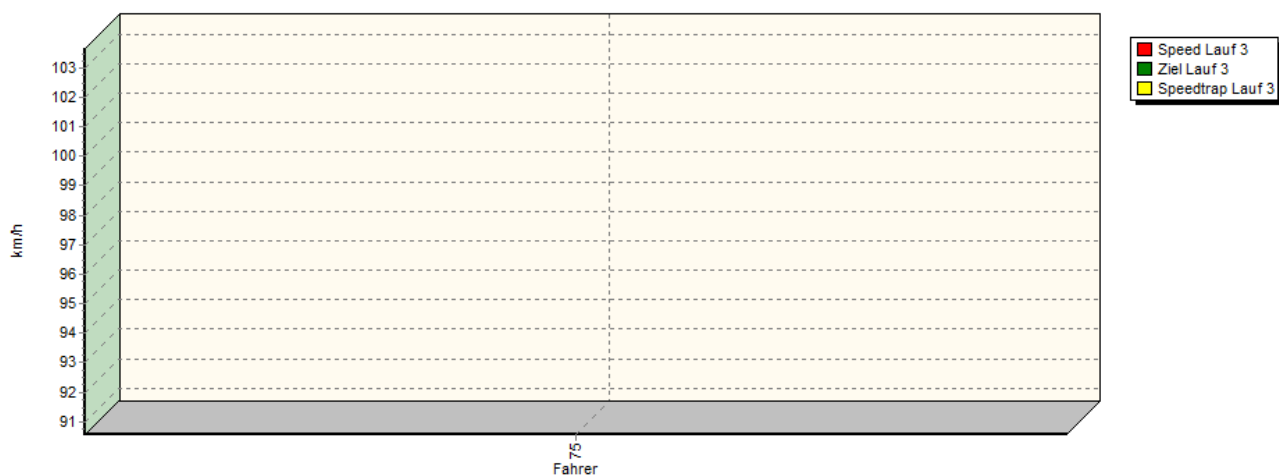
**Sektor-Diagramm (Rest) Lauf 2**



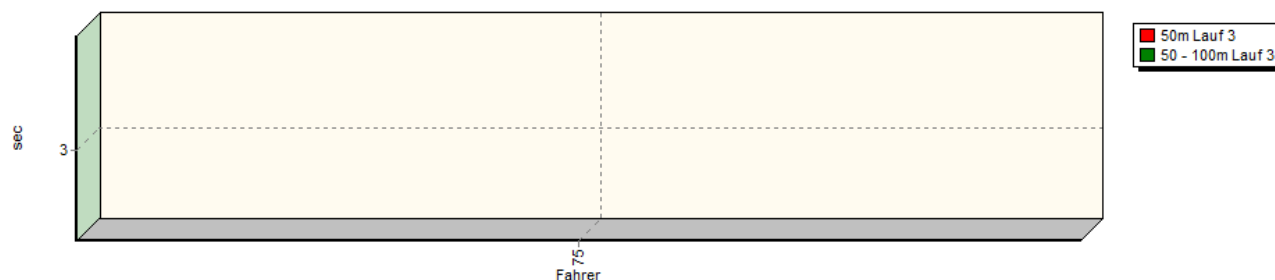


## Sektorzeiten & Speeds - Training - Markenpokale und Gruppen G und N

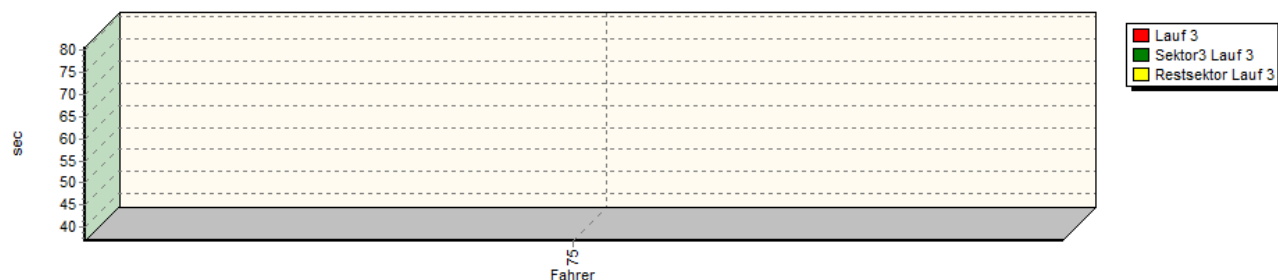
**Speed-Diagramm Lauf 3**



**Sektor-Diagramm (Start) Lauf 3**



**Sektor-Diagramm (Rest) Lauf 3**



Rg.	Nr.		Sektor 1 (50m)	Sektor 2 (50-100m)	Sektor 3	Speed Trap	Sektor 4	Speed (Ziel)	Laufzeit	Speed (Lauf)
1	75	<b>D'ACRI Luigi</b>		Peugeot 106 Rally						
		Lauf 1:	00:04.236	00:02.340	00:38.989	103,78 km/h	00:38.148	98,91 km/h	01:23.713	87,30 km/h
		Lauf 2:	00:04.074	00:02.254	00:37.752	105,62 km/h	00:36.713	102,07 km/h	01:20.793	90,45 km/h
		Lauf 3:	00:03.974	00:02.227	00:37.616	103,65 km/h	00:36.879	101,15 km/h	01:20.696	90,56 km/h