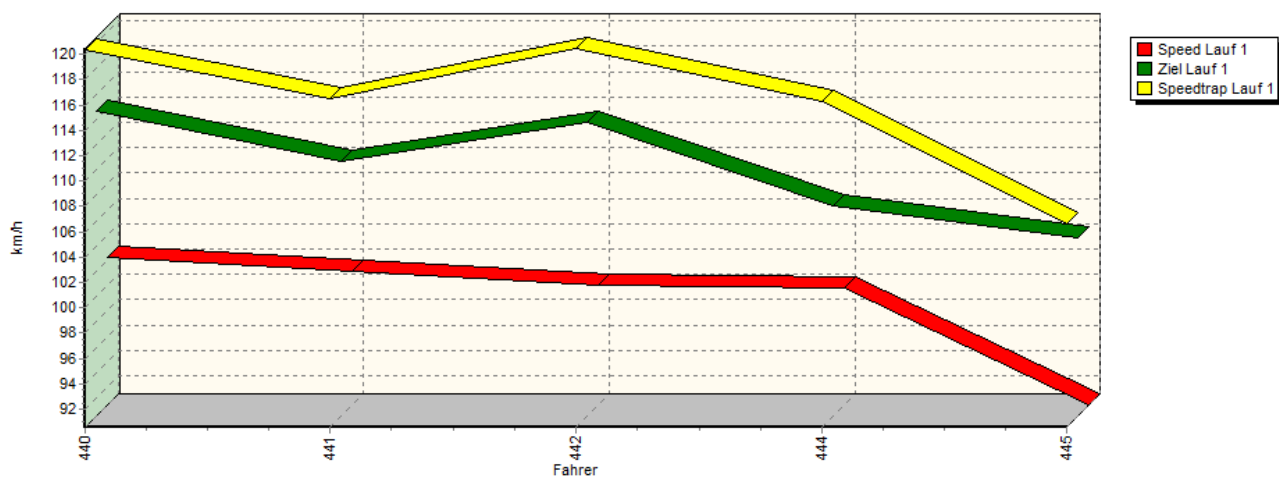
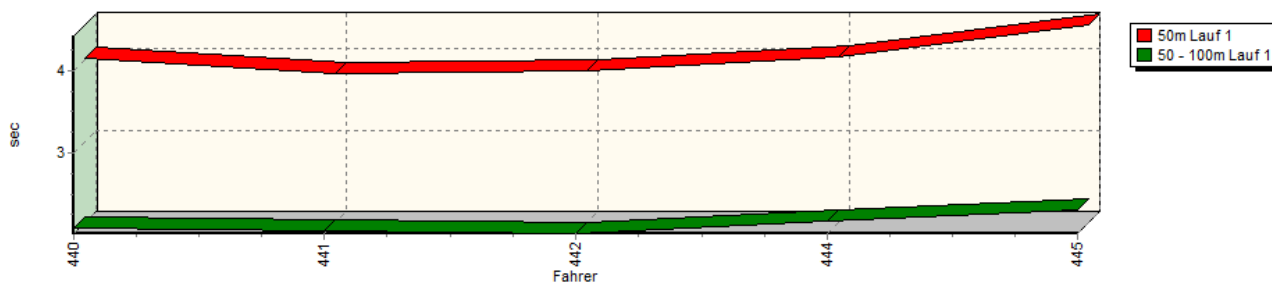


Sektorzeiten & Speeds - Rennen - Klassen E1 1150 ccm und 1400 ccm

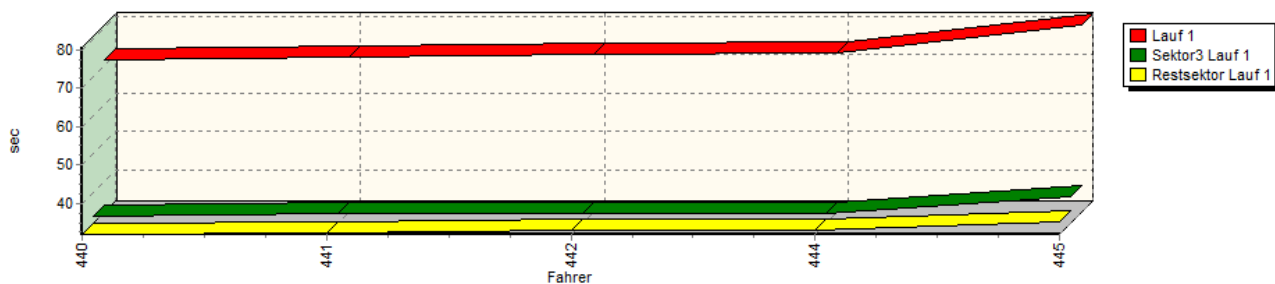
Speed-Diagramm Lauf 1



Sektor-Diagramm (Start) Lauf 1

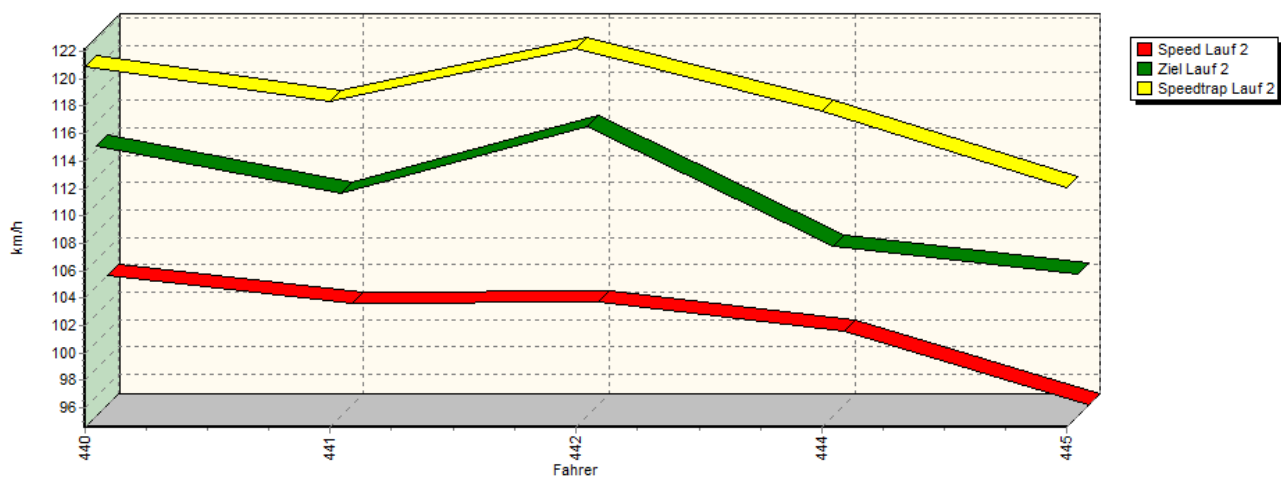


Sektor-Diagramm (Rest) Lauf 1

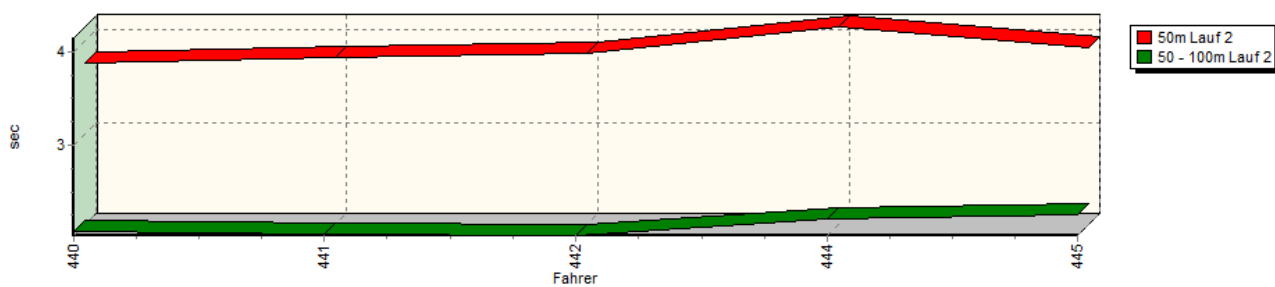


Sektorzeiten & Speeds - Rennen - Klassen E1 1150 ccm und 1400 ccm

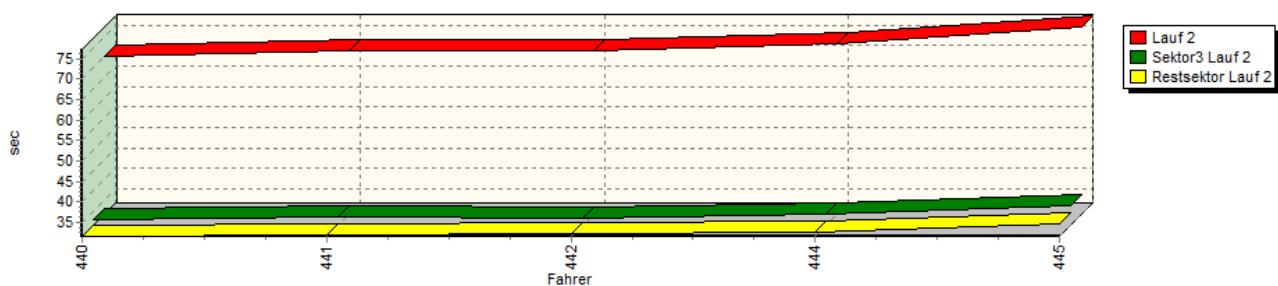
Speed-Diagramm Lauf 2



Sektor-Diagramm (Start) Lauf 2

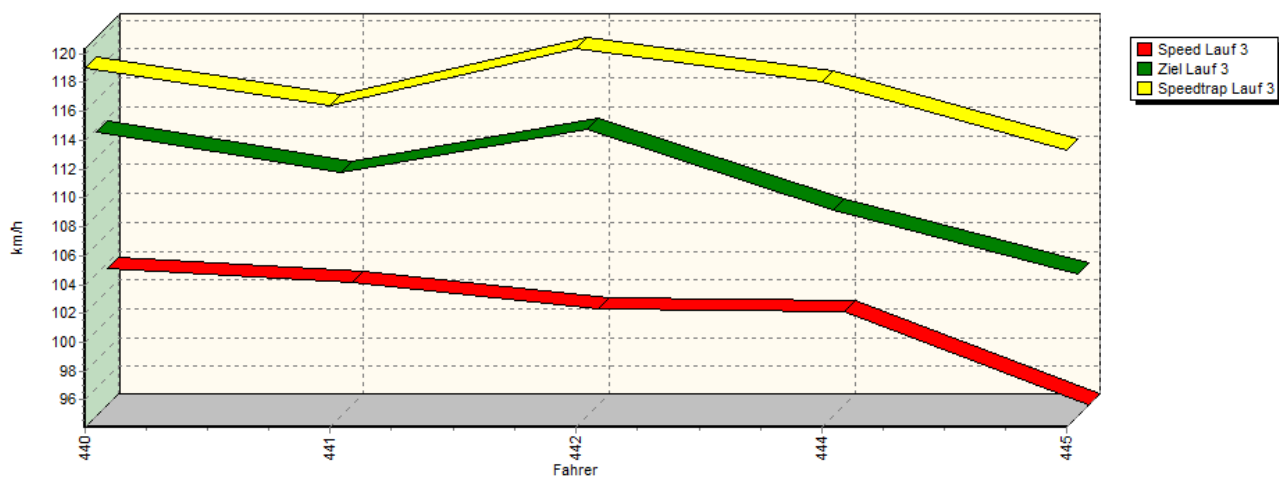


Sektor-Diagramm (Rest) Lauf 2

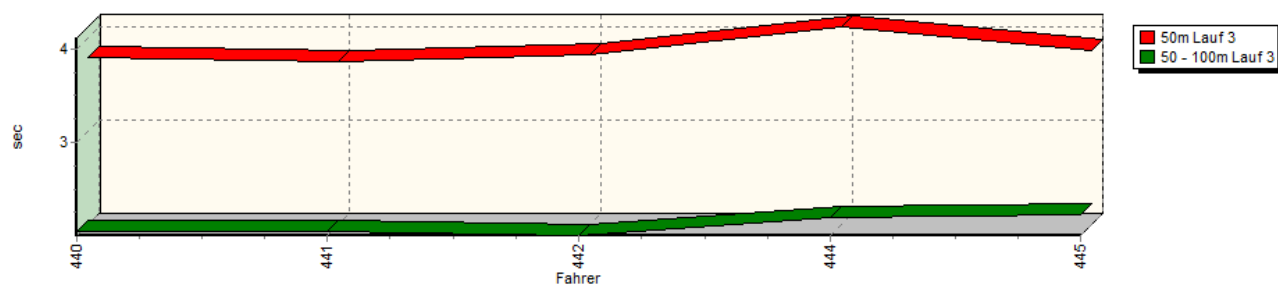


Sektorzeiten & Speeds - Rennen - Klassen E1 1150 ccm und 1400 ccm

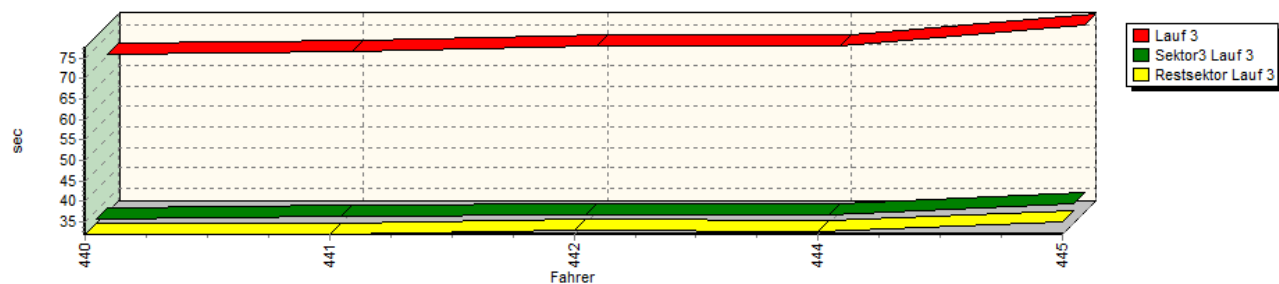
Speed-Diagramm Lauf 3



Sektor-Diagramm (Start) Lauf 3



Sektor-Diagramm (Rest) Lauf 3

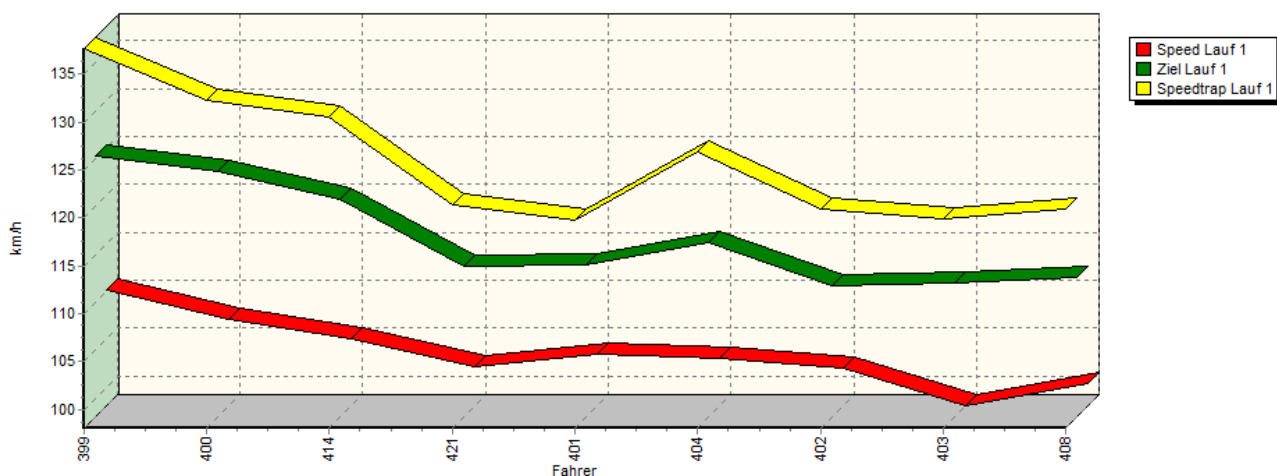


Rg.	Nr.	Sektor 1 (50m)	Sektor 2 (50-100m)	Sektor 3	Speed Trap	Sektor 4	Speed (Ziel)	Laufzeit	Speed (Lauf)	
1	440	STEGMANN Tobias		Audi 50						
		Lauf 1:	00:04.010	00:02.086	00:33.553	120,31 km/h	00:31.825	114,66 km/h	01:11.474	102,25 km/h
		Lauf 2:	00:03.771	00:02.063	00:32.811	120,84 km/h	00:31.572	114,26 km/h	01:10.217	104,08 km/h
		Lauf 3:	00:03.791	00:02.050	00:32.879	118,95 km/h	00:31.877	113,77 km/h	01:10.597	103,52 km/h

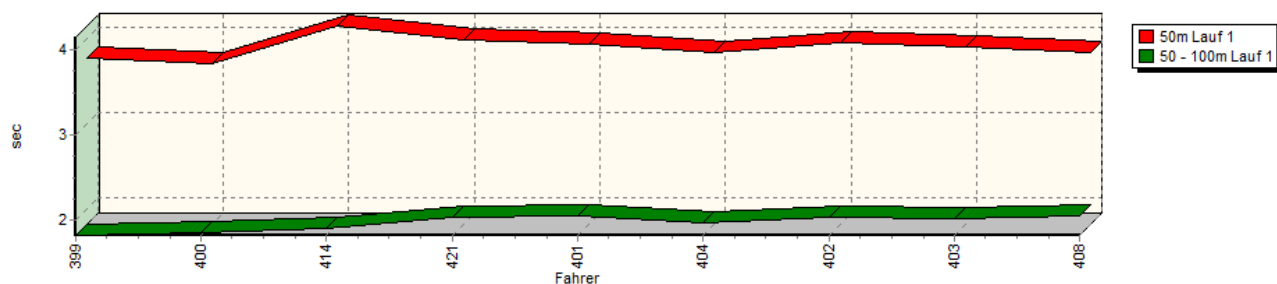
Sektorzeiten & Speeds - Rennen - Klassen E1 1150 ccm und 1400 ccm

Rg.	Nr.		Sektor 1 (50m)	Sektor 2 (50-100m)	Sektor 3	Speed Trap	Sektor 4	Speed (Ziel)	Laufzeit	Speed (Lauf)
2	441	HEßBERGER Jürgen		Fiat 127 Sport						
		Lauf 1:	00:03.831	00:02.049	00:34.286	116,52 km/h	00:32.109	110,63 km/h	01:12.275	101,11 km/h
		Lauf 2:	00:03.824	00:02.039	00:33.760	118,40 km/h	00:32.000	110,87 km/h	01:11.623	102,03 km/h
		Lauf 3:	00:03.746	00:02.050	00:33.496	116,42 km/h	00:31.962	110,98 km/h	01:11.254	102,56 km/h
3	442	DEUTSCH Bernd		Audi 50						
		Lauf 1:	00:03.855	00:02.016	00:34.442	120,45 km/h	00:32.766	113,72 km/h	01:13.079	100,00 km/h
		Lauf 2:	00:03.874	00:02.025	00:33.307	122,21 km/h	00:32.348	115,72 km/h	01:11.554	102,13 km/h
		Lauf 3:	00:03.821	00:02.008	00:33.844	120,34 km/h	00:32.851	113,94 km/h	01:12.524	100,77 km/h
4	444	RICHTER Peter		VW Polo						
		Lauf 1:	00:04.030	00:02.174	00:34.268	116,31 km/h	00:32.786	107,15 km/h	01:13.258	99,76 km/h
		Lauf 2:	00:04.154	00:02.209	00:34.211	117,61 km/h	00:32.508	107,01 km/h	01:13.082	100,00 km/h
		Lauf 3:	00:04.122	00:02.207	00:33.915	118,02 km/h	00:32.416	108,38 km/h	01:12.660	100,58 km/h
5	445	RAUCH Rolf		Fiat 128 Coupé						
		Lauf 1:	00:04.417	00:02.302	00:38.756	106,65 km/h	00:35.214	104,60 km/h	01:20.689	90,57 km/h
		Lauf 2:	00:03.931	00:02.248	00:36.378	112,07 km/h	00:34.706	104,97 km/h	01:17.263	94,59 km/h
		Lauf 3:	00:03.870	00:02.232	00:36.757	113,31 km/h	00:34.789	103,99 km/h	01:17.648	94,12 km/h

Speed-Diagramm Lauf 1

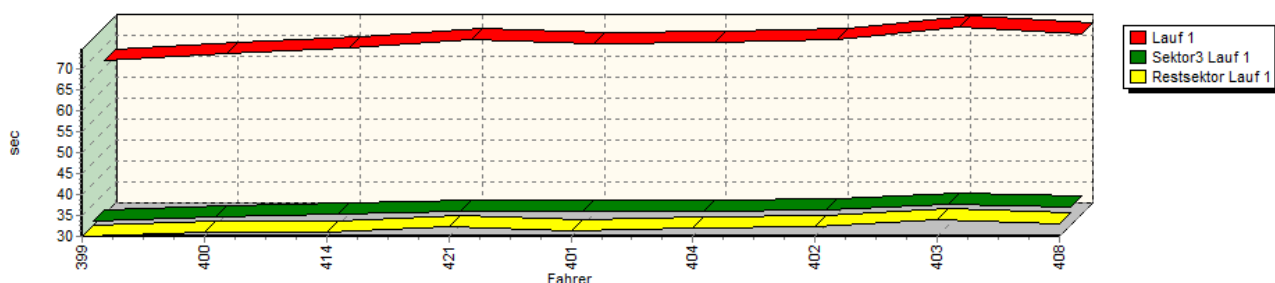


Sektor-Diagramm (Start) Lauf 1

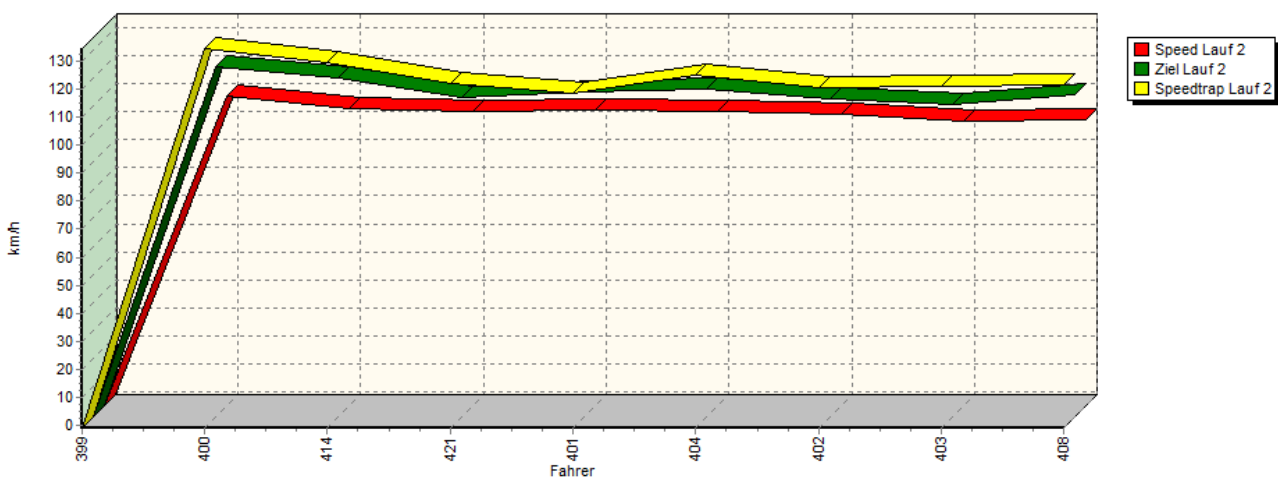


Sektorzeiten & Speeds - Rennen - Klassen E1 1150 ccm und 1400 ccm

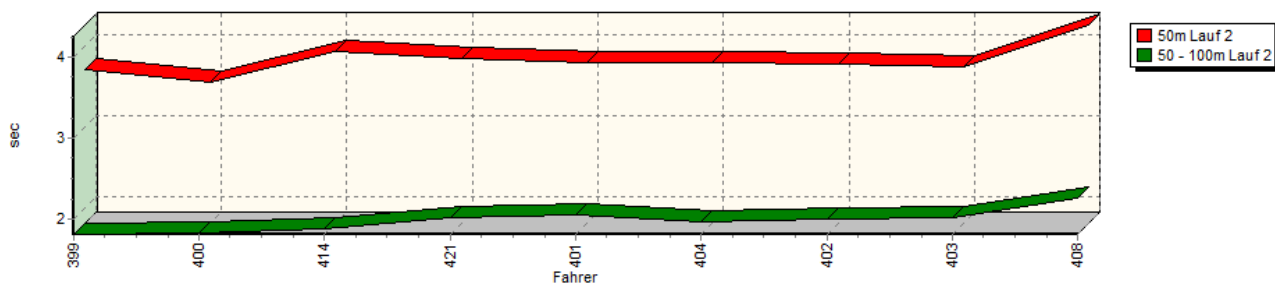
Sektor-Diagramm (Rest) Lauf 1



Speed-Diagramm Lauf 2

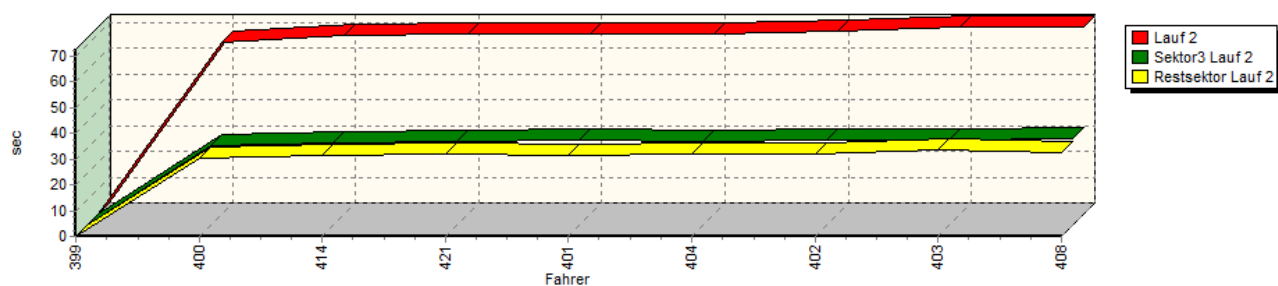


Sektor-Diagramm (Start) Lauf 2

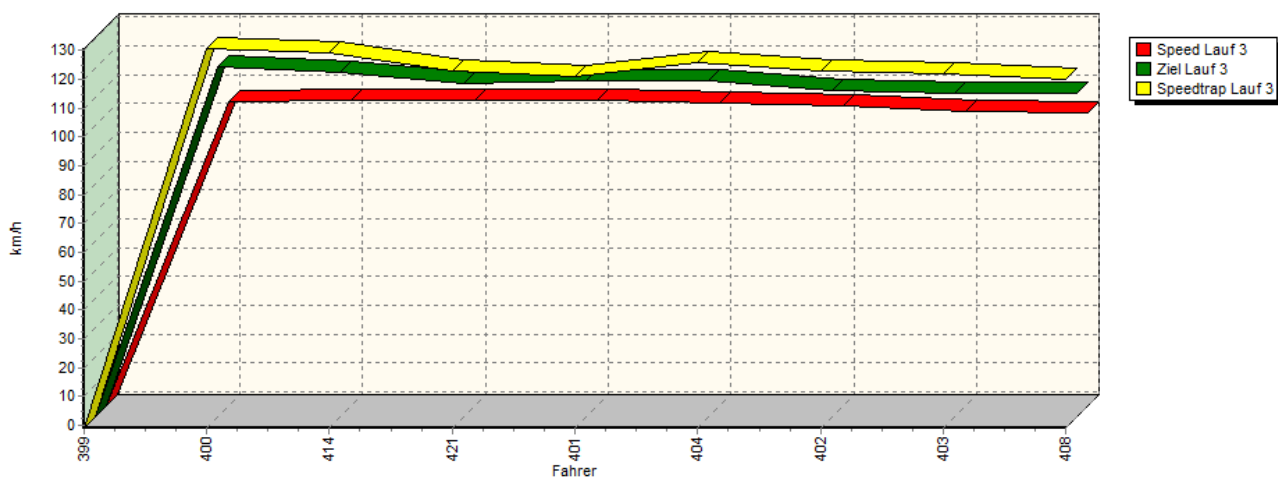


Sektorzeiten & Speeds - Rennen - Klassen E1 1150 ccm und 1400 ccm

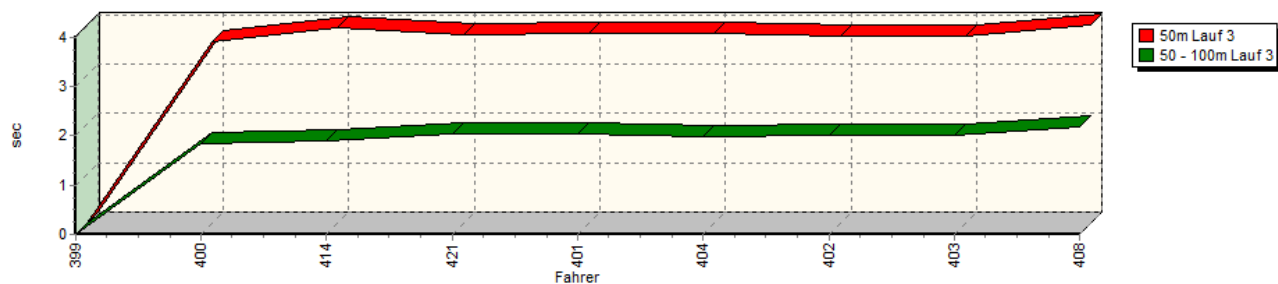
Sektor-Diagramm (Rest) Lauf 2



Speed-Diagramm Lauf 3

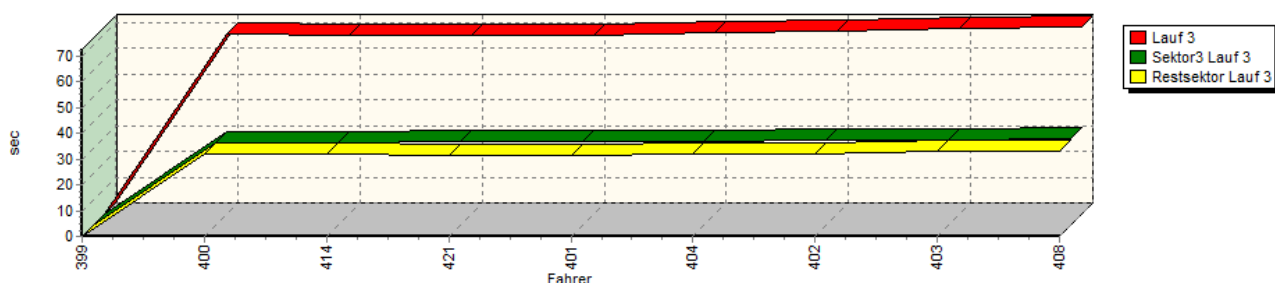


Sektor-Diagramm (Start) Lauf 3



Sektorzeiten & Speeds - Rennen - Klassen E1 1150 ccm und 1400 ccm

Sektor-Diagramm (Rest) Lauf 3



Rg.	Nr.		Sektor 1 (50m)	Sektor 2 (50-100m)	Sektor 3	Speed Trap	Sektor 4	Speed (Ziel)	Laufzeit	Speed (Lauf)
1	399	EBENHÖH Armin		VW						
		Lauf 1:	00:03.767	00:01.829	00:30.863	137,68 km/h	00:29.912	125,30 km/h	01:06.371	110,11 km/h
		Lauf 2:	00:03.723	00:01.816	*	* km/h	*	* km/h	A	* km/h
		Lauf 3:	*	*	*	* km/h	*	* km/h	*	* km/h
2	400	WEIßDORN Franz		VW Polo						
		Lauf 1:	00:03.693	00:01.856	00:31.791	132,26 km/h	00:30.848	123,70 km/h	01:08.188	107,17 km/h
		Lauf 2:	00:03.554	00:01.838	00:30.874	134,47 km/h	00:30.565	124,03 km/h	01:06.831	109,35 km/h
		Lauf 3:	00:03.685	00:01.852	00:32.012	130,66 km/h	00:32.220	120,48 km/h	01:09.769	104,75 km/h
3	414	MARCHIONE Canio		Fiat 127						
		Lauf 1:	00:04.140	00:01.906	00:32.597	130,50 km/h	00:30.882	120,77 km/h	01:09.525	105,11 km/h
		Lauf 2:	00:03.938	00:01.886	00:32.018	129,33 km/h	00:31.637	119,93 km/h	01:09.479	105,18 km/h
		Lauf 3:	00:03.960	00:01.900	00:31.866	129,06 km/h	00:31.792	118,47 km/h	01:09.518	105,12 km/h
4	421	HELLBERG Marcel		VW Polo 8V						
		Lauf 1:	00:03.975	00:02.033	00:33.307	121,31 km/h	00:32.214	113,84 km/h	01:11.529	102,17 km/h
		Lauf 2:	00:03.857	00:02.027	00:32.292	122,12 km/h	00:31.937	113,02 km/h	01:10.113	104,23 km/h
		Lauf 3:	00:03.833	00:02.038	00:32.323	122,94 km/h	00:31.445	114,46 km/h	01:09.639	104,94 km/h
5	401	ABB Nils		VW Polo II 8V						
		Lauf 1:	00:03.928	00:02.060	00:33.235	119,80 km/h	00:31.396	113,97 km/h	01:10.619	103,48 km/h
		Lauf 2:	00:03.806	00:02.065	00:32.823	118,76 km/h	00:31.243	115,27 km/h	01:09.937	104,49 km/h
		Lauf 3:	00:03.845	00:02.051	00:32.582	120,83 km/h	00:31.202	115,84 km/h	01:09.680	104,88 km/h
6	404	LOHMANN Frank		VW Polo II 8V						
		Lauf 1:	00:03.832	00:01.975	00:33.269	126,95 km/h	00:31.873	116,24 km/h	01:10.949	103,00 km/h
		Lauf 2:	00:03.801	00:01.966	00:32.502	125,10 km/h	00:31.827	115,89 km/h	01:10.096	104,26 km/h
		Lauf 3:	00:03.842	00:01.983	00:32.501	125,80 km/h	00:32.013	115,87 km/h	01:10.339	103,90 km/h
7	402	HÖRNIG Christof		VW Polo 8V						
		Lauf 1:	00:03.937	00:02.045	00:33.534	121,00 km/h	00:32.126	111,73 km/h	01:11.642	102,01 km/h
		Lauf 2:	00:03.784	00:02.010	00:33.043	120,37 km/h	00:31.978	112,74 km/h	01:10.815	103,20 km/h
		Lauf 3:	00:03.790	00:02.017	00:33.222	122,90 km/h	00:31.882	112,16 km/h	01:10.911	103,06 km/h
8	403	HÜLSMANN Markus		VW Golf I 8V						
		Lauf 1:	00:03.902	00:02.031	00:34.826	119,85 km/h	00:33.748	112,12 km/h	01:14.507	98,08 km/h
		Lauf 2:	00:03.749	00:02.020	00:33.342	121,14 km/h	00:33.569	110,74 km/h	01:12.680	100,55 km/h
		Lauf 3:	00:03.790	00:02.013	00:33.240	121,88 km/h	00:33.151	111,22 km/h	01:12.194	101,23 km/h
9	408	STREIBERGER Klaus		VW Polo						
		Lauf 1:	00:03.827	00:02.056	00:34.119	120,90 km/h	00:32.828	112,68 km/h	01:12.830	100,34 km/h
		Lauf 2:	00:04.267	00:02.271	00:33.478	121,51 km/h	00:32.414	113,95 km/h	01:12.430	100,90 km/h
		Lauf 3:	00:04.021	00:02.186	00:33.646	119,97 km/h	00:32.811	111,20 km/h	01:12.664	100,57 km/h