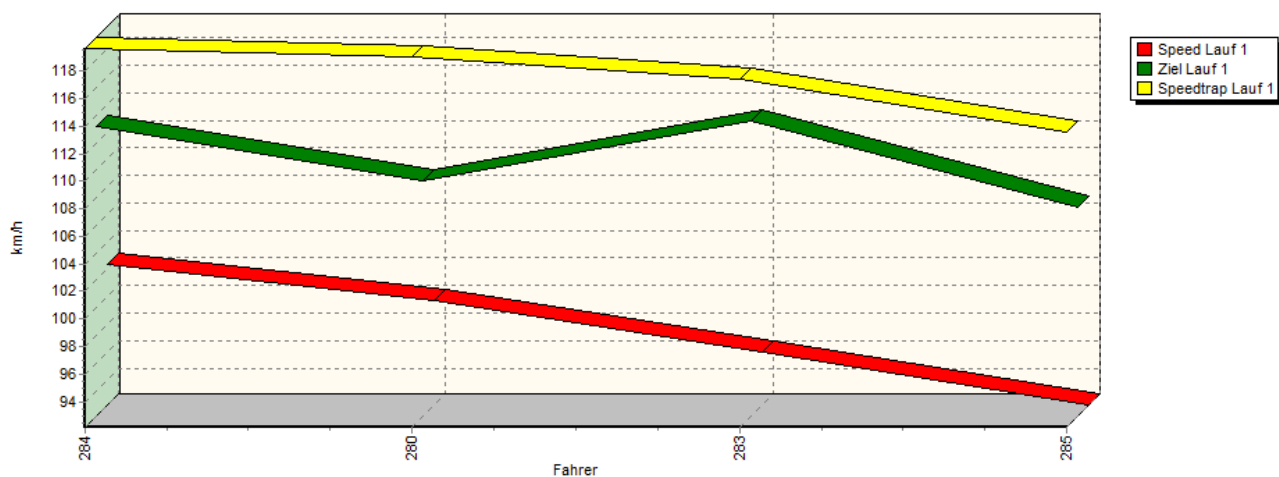
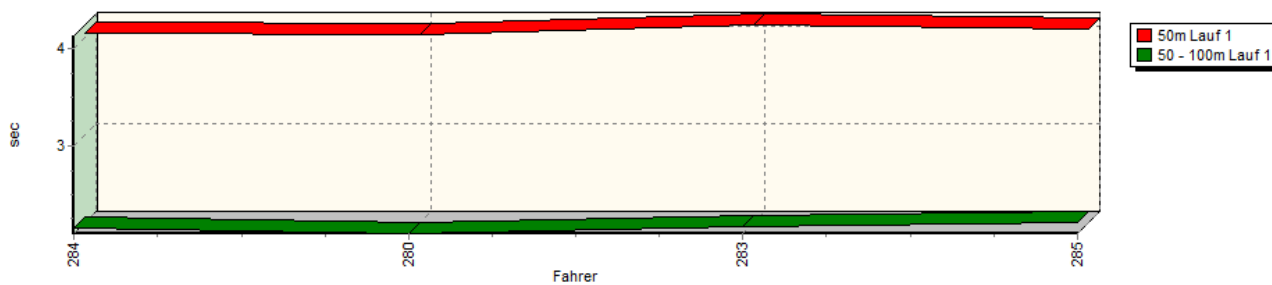


Sektorzeiten & Speeds - Rennen - Klassen 33, 34 und 35

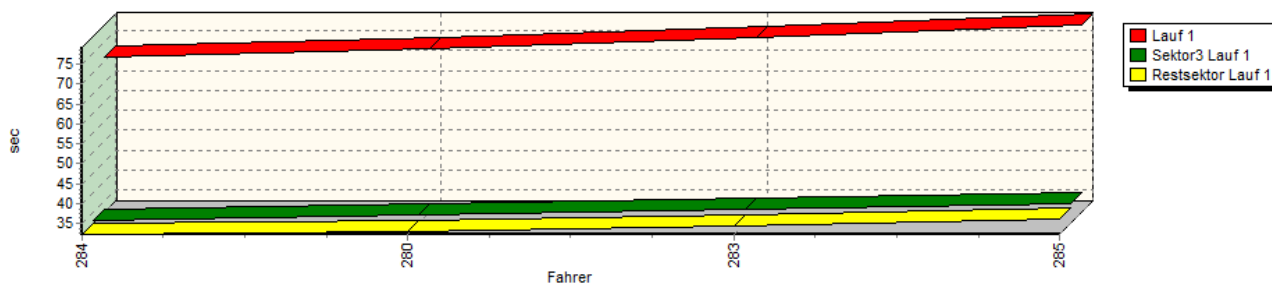
Speed-Diagramm Lauf 1



Sektor-Diagramm (Start) Lauf 1



Sektor-Diagramm (Rest) Lauf 1

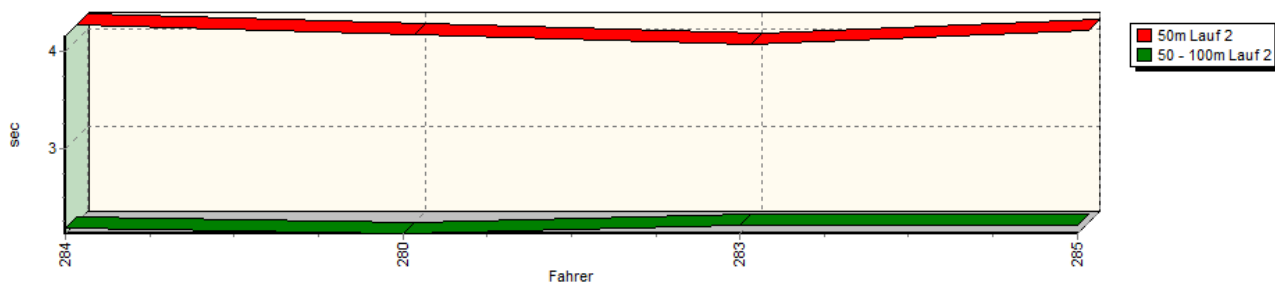


Sektorzeiten & Speeds - Rennen - Klassen 33, 34 und 35

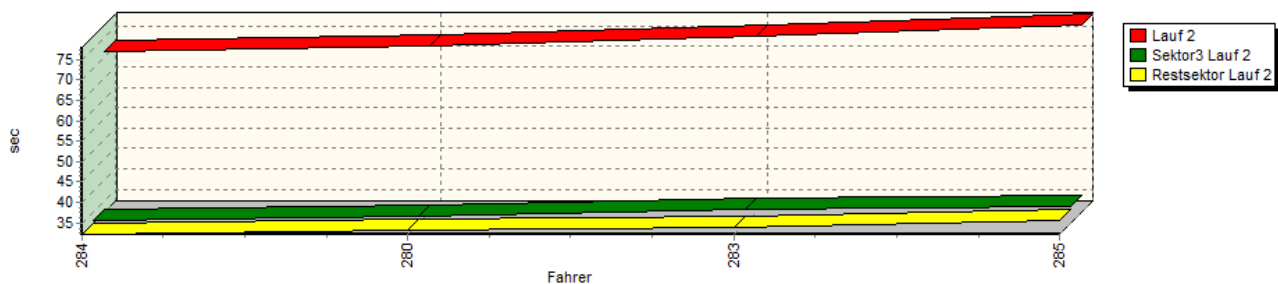
Speed-Diagramm Lauf 2



Sektor-Diagramm (Start) Lauf 2

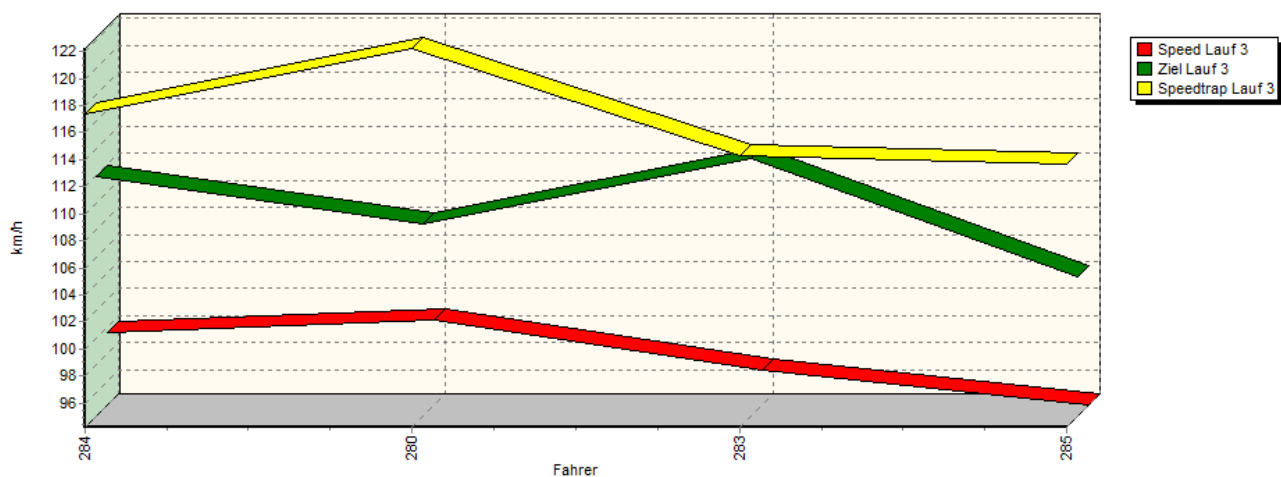


Sektor-Diagramm (Rest) Lauf 2

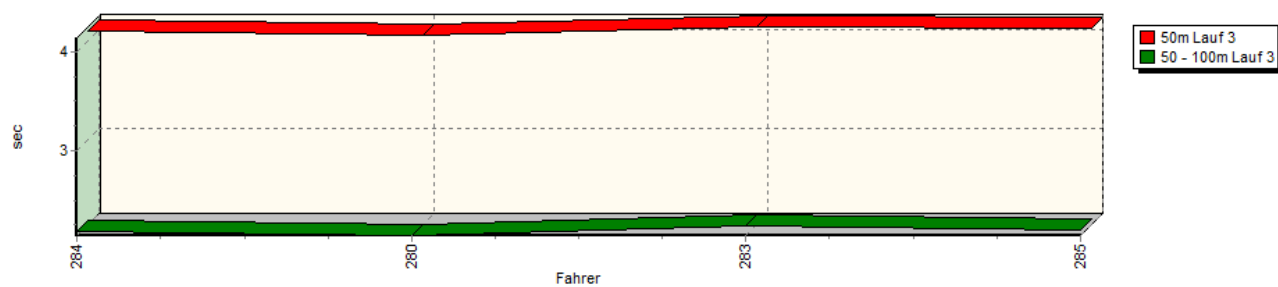


Sektorzeiten & Speeds - Rennen - Klassen 33, 34 und 35

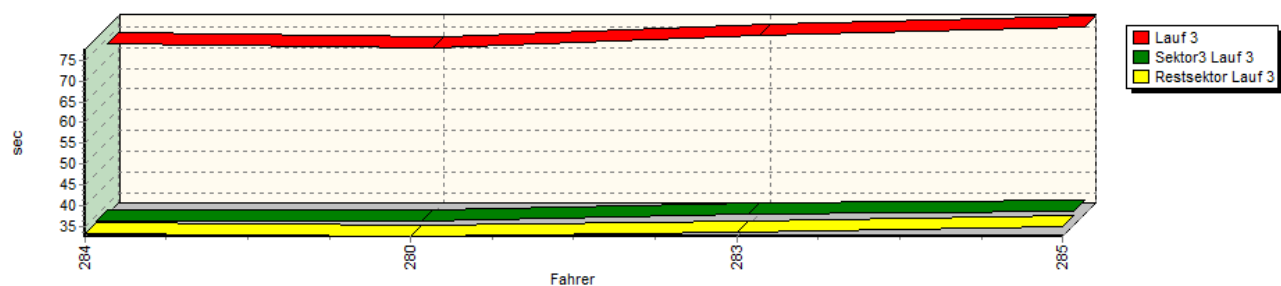
Speed-Diagramm Lauf 3



Sektor-Diagramm (Start) Lauf 3



Sektor-Diagramm (Rest) Lauf 3

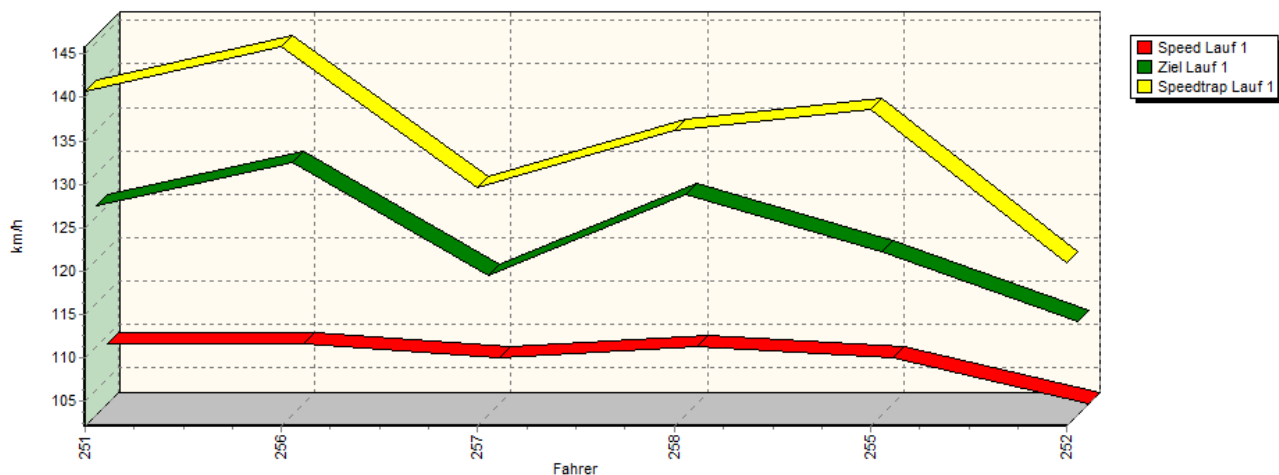


Rg.	Nr.	Sektor 1 (50m)	Sektor 2 (50-100m)	Sektor 3	Speed Trap	Sektor 4	Speed (Ziel)	Laufzeit	Speed (Lauf)	
1	284	VON DER HAAR Andreas			VW Golf V R-TDI					
		Lauf 1:	00:04.048	00:02.157	00:32.985	119,66 km/h	00:32.175	113,15 km/h	01:11.365	102,40 km/h
		Lauf 2:	00:04.160	00:02.173	00:32.941	120,13 km/h	00:32.104	113,57 km/h	01:11.378	102,39 km/h
		Lauf 3:	00:04.110	00:02.162	00:33.818	117,34 km/h	00:33.316	111,95 km/h	01:13.406	99,56 km/h

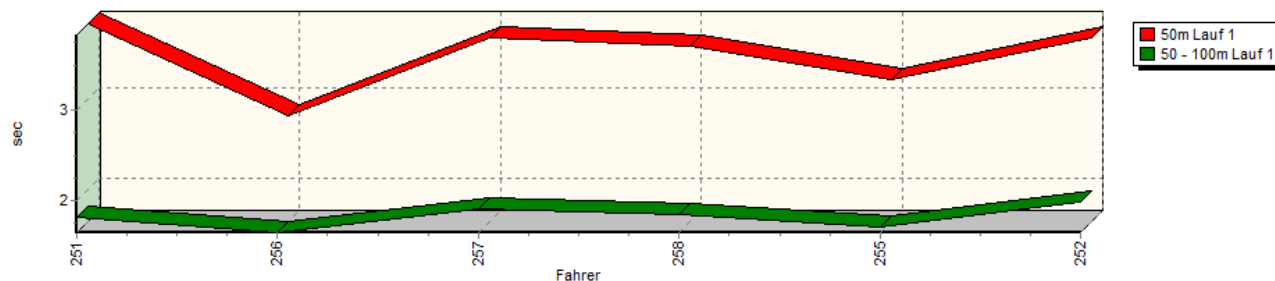
Sektorzeiten & Speeds - Rennen - Klassen 33, 34 und 35

Rg.	Nr.		Sektor 1 (50m)	Sektor 2 (50-100m)	Sektor 3	Speed Trap	Sektor 4	Speed (Ziel)	Laufzeit	Speed (Lauf)
2	280	TRIEBSTEIN Christian	Alfa Romeo 147 JTD Cup							
		Lauf 1:	00:04.028	00:02.103	00:34.186	119,04 km/h	00:32.957	109,23 km/h	01:13.274	99,74 km/h
		Lauf 2:	00:04.054	00:02.120	00:33.801	120,56 km/h	00:33.081	108,68 km/h	01:13.056	100,03 km/h
		Lauf 3:	00:04.059	00:02.126	00:33.820	122,23 km/h	00:32.705	108,38 km/h	01:12.710	100,51 km/h
3	283	OBERMEYER Marcel	VW Golf V R-TDI							
		Lauf 1:	00:04.134	00:02.174	00:35.567	117,47 km/h	00:34.264	113,57 km/h	01:16.139	95,98 km/h
		Lauf 2:	00:03.963	00:02.206	00:35.420	117,38 km/h	00:33.743	112,90 km/h	01:15.332	97,01 km/h
		Lauf 3:	00:04.149	00:02.224	00:35.465	114,33 km/h	00:33.674	113,25 km/h	01:15.512	96,78 km/h
4	285	ECKSTEIN Christian	VW Golf V R-TDI							
		Lauf 1:	00:04.095	00:02.212	00:36.979	113,63 km/h	00:36.034	107,31 km/h	01:19.320	92,13 km/h
		Lauf 2:	00:04.109	00:02.206	00:36.270	113,10 km/h	00:35.456	102,74 km/h	01:18.041	93,64 km/h
		Lauf 3:	00:04.137	00:02.181	00:36.088	113,69 km/h	00:35.164	104,52 km/h	01:17.570	94,21 km/h

Speed-Diagramm Lauf 1

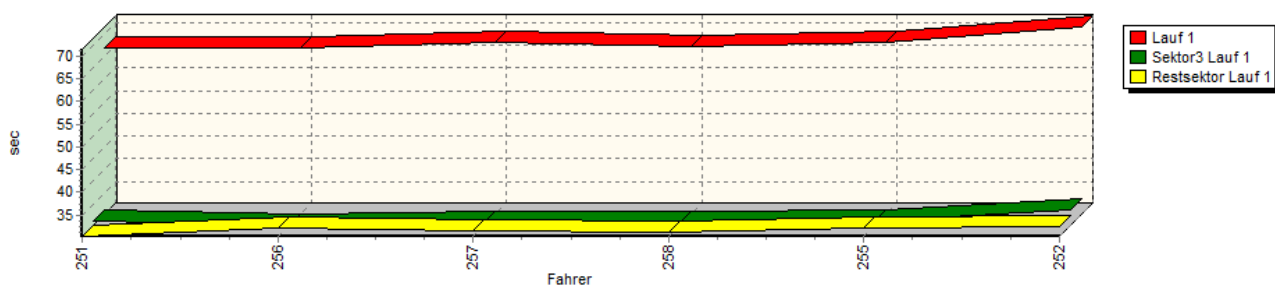


Sektor-Diagramm (Start) Lauf 1

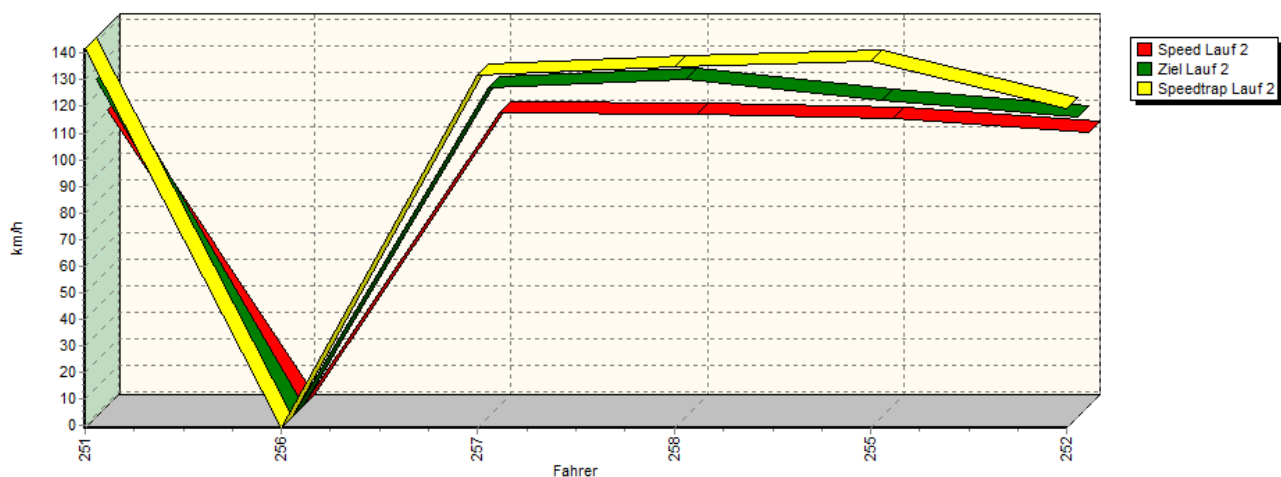


Sektorzeiten & Speeds - Rennen - Klassen 33, 34 und 35

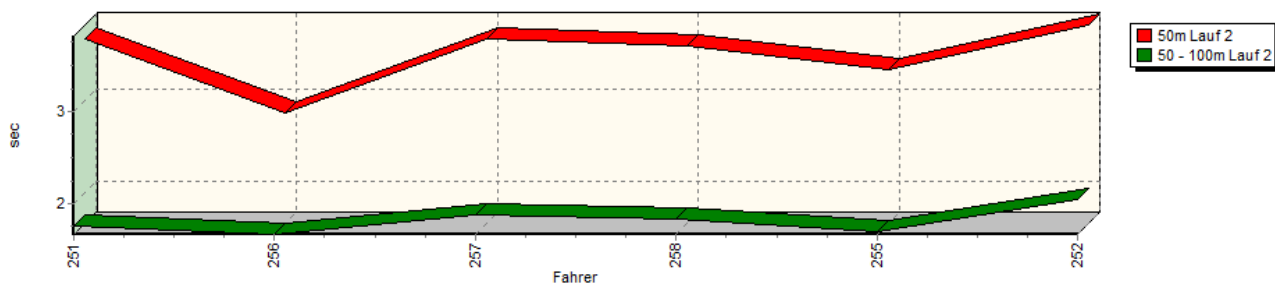
Sektor-Diagramm (Rest) Lauf 1



Speed-Diagramm Lauf 2

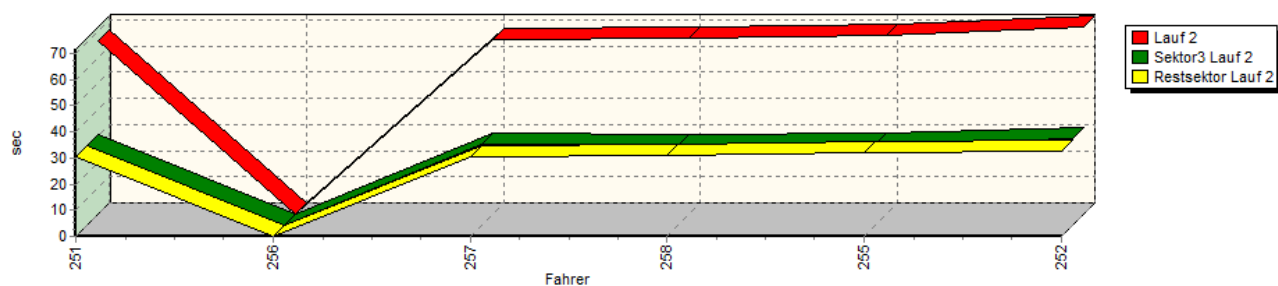


Sektor-Diagramm (Start) Lauf 2

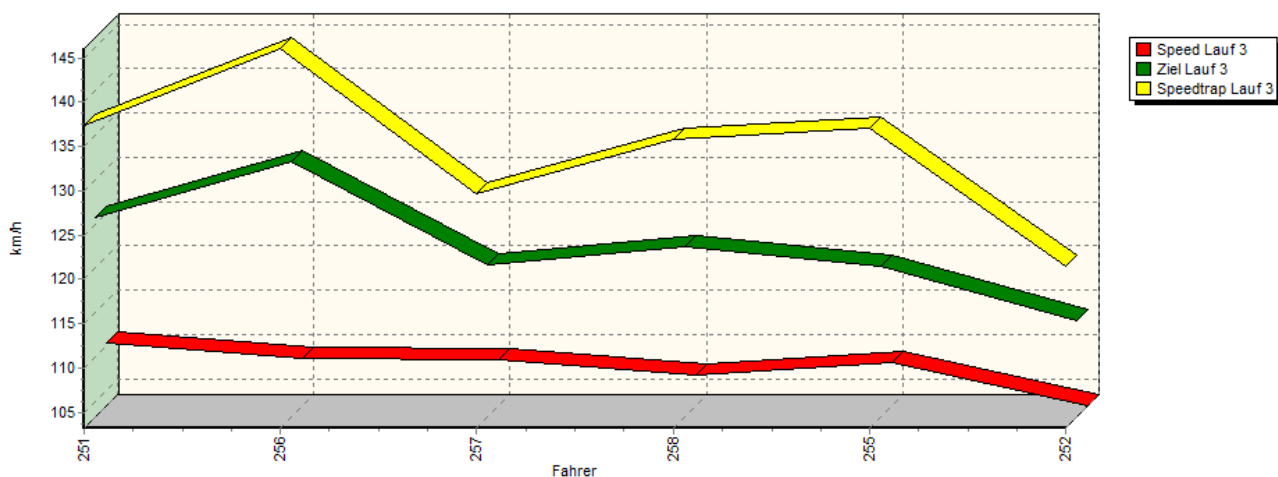


Sektorzeiten & Speeds - Rennen - Klassen 33, 34 und 35

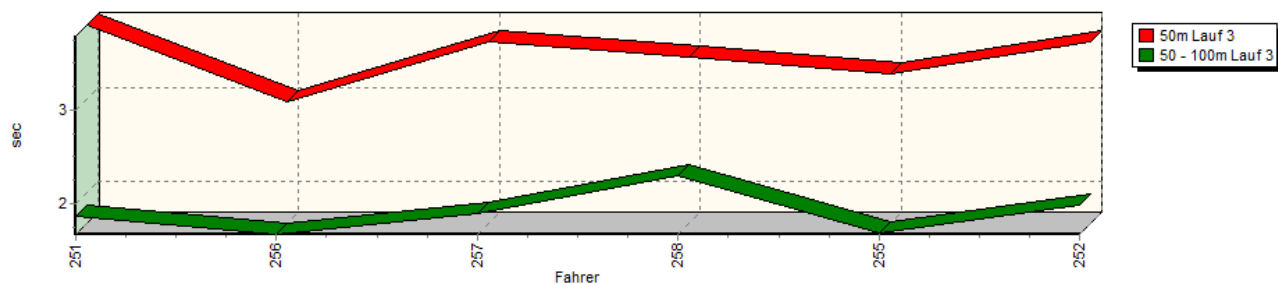
Sektor-Diagramm (Rest) Lauf 2



Speed-Diagramm Lauf 3

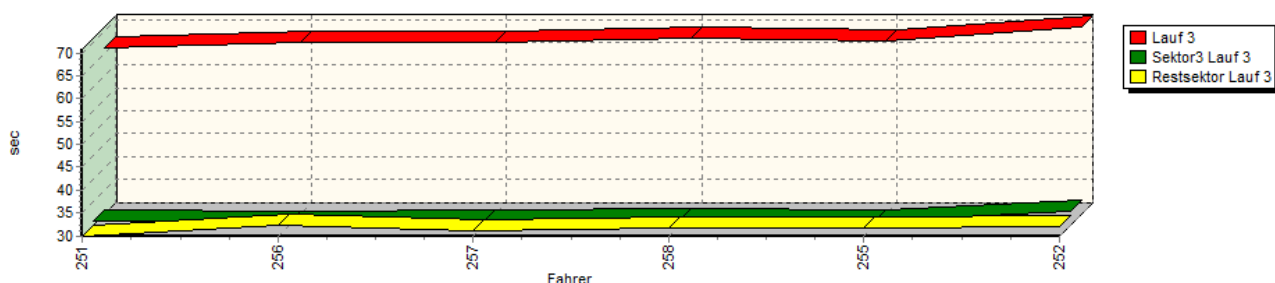


Sektor-Diagramm (Start) Lauf 3



Sektorzeiten & Speeds - Rennen - Klassen 33, 34 und 35

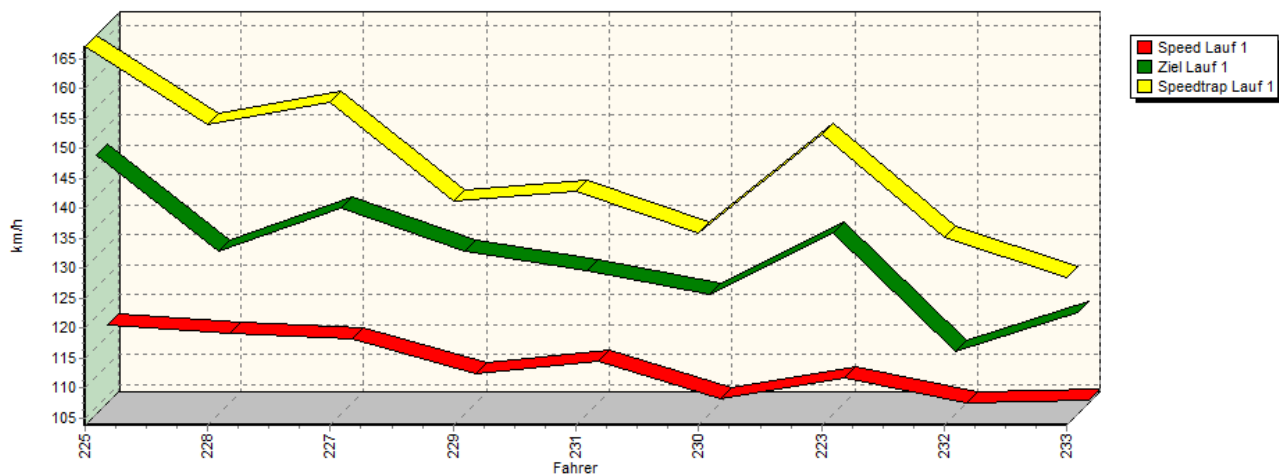
Sektor-Diagramm (Rest) Lauf 3



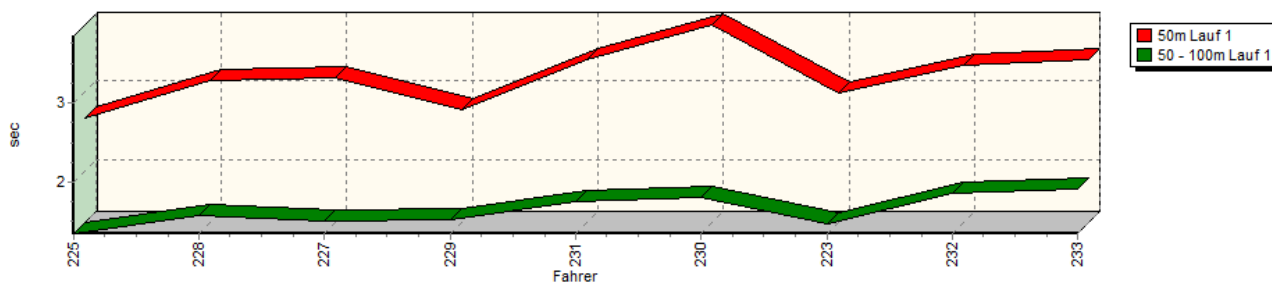
Rg.	Nr.	Sektor 1 (50m)	Sektor 2 (50-100m)	Sektor 3	Speed Trap	Sektor 4	Speed (Ziel)	Laufzeit	Speed (Lauf)	
1	251	WÜSTEFELD Markus	Mercedes Benz AMG 190E Evo I							
		Lauf 1:	00:03.846	00:01.806	00:31.073	140,66 km/h	00:30.240	126,29 km/h	01:06.965	109,13 km/h
		Lauf 2:	00:03.653	00:01.759	00:30.530	141,77 km/h	00:30.479	126,07 km/h	01:06.421	110,03 km/h
		Lauf 3:	00:03.789	00:01.865	00:30.687	137,42 km/h	00:29.884	125,68 km/h	01:06.225	110,35 km/h
2	256	MURRAY Keith	Audi 80							
		Lauf 1:	00:02.812	00:01.637	00:30.358	145,85 km/h	00:32.199	131,29 km/h	01:07.006	109,07 km/h
		Lauf 2:	00:02.856	00:01.674	*	* km/h	*	* km/h	A	* km/h
		Lauf 3:	00:02.970	00:01.670	00:30.415	146,04 km/h	00:32.244	131,96 km/h	01:07.299	108,59 km/h
2	257	IWAN Ralf	Opel Kadett C 2,5 8V							
		Lauf 1:	00:03.689	00:01.898	00:30.969	129,58 km/h	00:31.493	118,15 km/h	01:08.049	107,39 km/h
		Lauf 2:	00:03.657	00:01.886	00:30.759	132,04 km/h	00:30.704	122,72 km/h	01:07.006	109,07 km/h
		Lauf 3:	00:03.612	00:01.887	00:30.866	129,74 km/h	00:31.025	120,32 km/h	01:07.390	108,44 km/h
4	258	FRANK René	BMW M3 DTM							
		Lauf 1:	00:03.602	00:01.835	00:30.770	136,27 km/h	00:31.015	127,48 km/h	01:07.222	108,72 km/h
		Lauf 2:	00:03.572	00:01.839	00:30.633	135,14 km/h	00:31.141	126,19 km/h	01:07.185	108,77 km/h
		Lauf 3:	00:03.447	00:02.293	00:31.015	135,78 km/h	00:31.722	122,36 km/h	01:08.477	106,72 km/h
5	255	AASERUD Tom-Einar	Volvo S40 16V E85							
		Lauf 1:	00:03.221	00:01.694	00:31.127	138,57 km/h	00:32.017	120,93 km/h	01:08.059	107,38 km/h
		Lauf 2:	00:03.327	00:01.701	00:31.055	137,04 km/h	00:32.221	118,37 km/h	01:08.304	106,99 km/h
		Lauf 3:	00:03.272	00:01.692	00:30.912	137,00 km/h	00:31.720	120,22 km/h	01:07.596	108,11 km/h
6	252	OSTERMANN Thomas	BMW E30 Hartge							
		Lauf 1:	00:03.685	00:01.980	00:33.566	120,92 km/h	00:32.316	112,98 km/h	01:11.547	102,14 km/h
		Lauf 2:	00:03.802	00:02.043	00:33.348	119,20 km/h	00:32.387	111,92 km/h	01:11.580	102,10 km/h
		Lauf 3:	00:03.613	00:01.980	00:33.054	121,55 km/h	00:32.155	114,04 km/h	01:10.802	103,22 km/h

Sektorzeiten & Speeds - Rennen - Klassen 33, 34 und 35

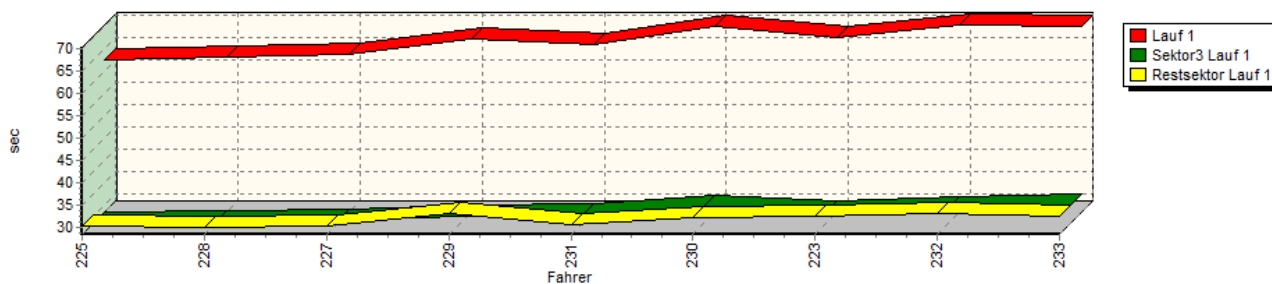
Speed-Diagramm Lauf 1



Sektor-Diagramm (Start) Lauf 1

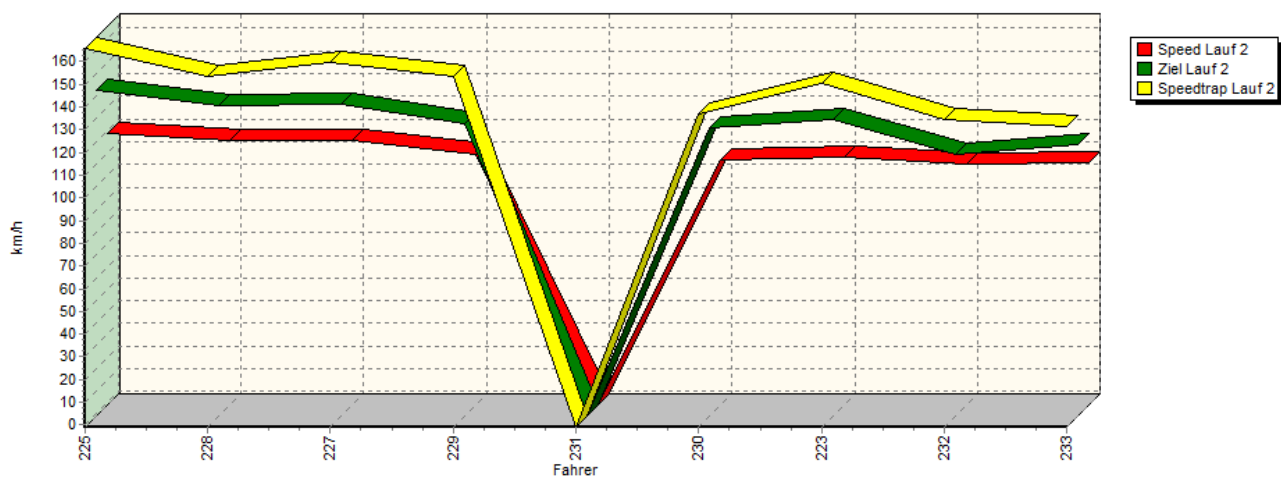


Sektor-Diagramm (Rest) Lauf 1

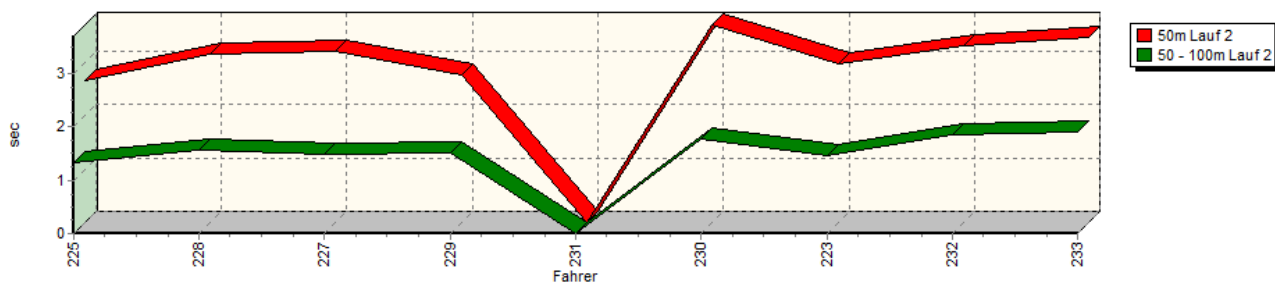


Sektorzeiten & Speeds - Rennen - Klassen 33, 34 und 35

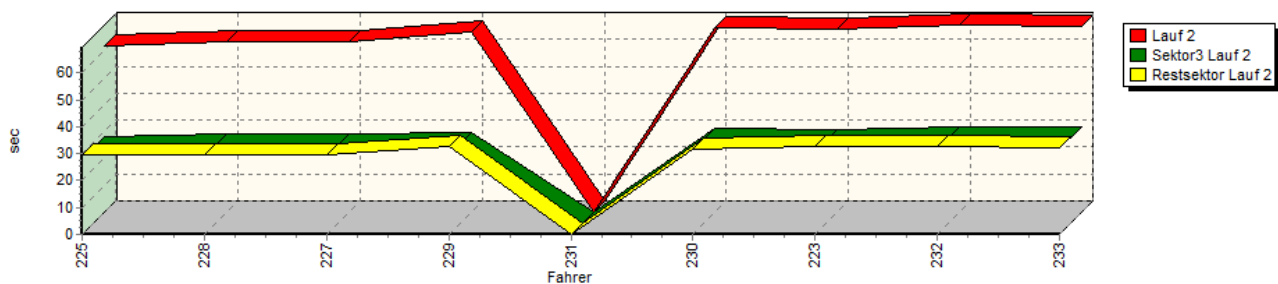
Speed-Diagramm Lauf 2



Sektor-Diagramm (Start) Lauf 2

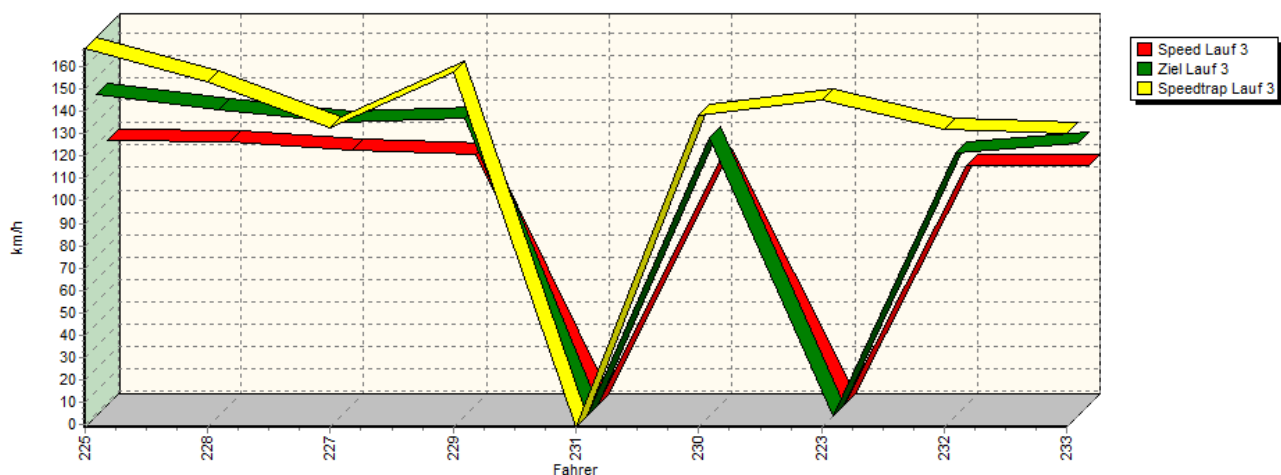


Sektor-Diagramm (Rest) Lauf 2

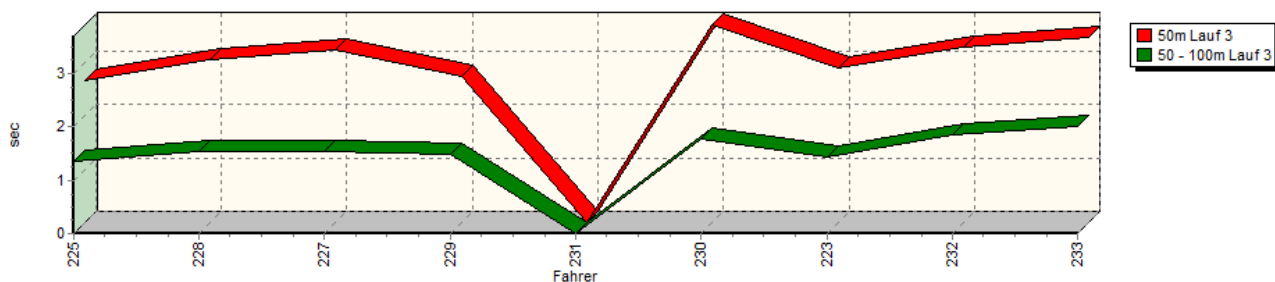


Sektorzeiten & Speeds - Rennen - Klassen 33, 34 und 35

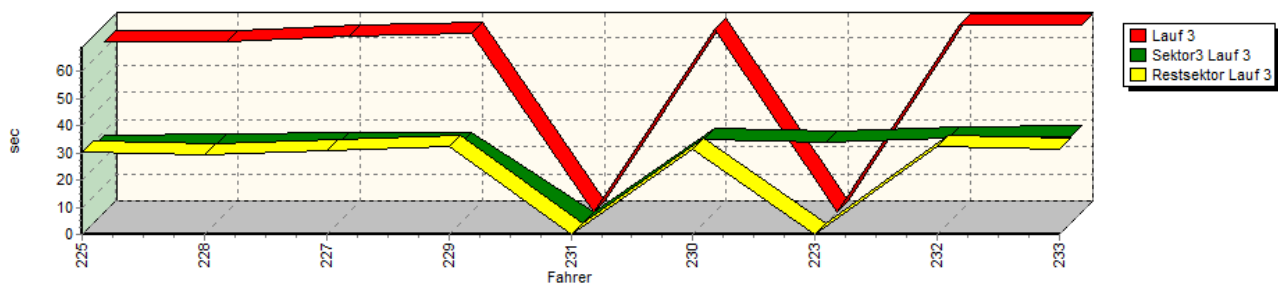
Speed-Diagramm Lauf 3



Sektor-Diagramm (Start) Lauf 3



Sektor-Diagramm (Rest) Lauf 3



Rg.	Nr.	Sektor 1 (50m)	Sektor 2 (50-100m)	Sektor 3	Speed Trap	Sektor 4	Speed (Ziel)	Laufzeit	Speed (Lauf)	
1	225	ZLATKOV Nikolay	Audi Quattro S1							
		Lauf 1:	00:02.671	00:01.338	00:28.408	167,03 km/h	00:30.163	146,98 km/h	01:02.580	116,78 km/h
		Lauf 2:	00:02.669	00:01.339	00:27.933	165,77 km/h	00:29.773	142,18 km/h	01:01.714	118,42 km/h
		Lauf 3:	00:02.660	00:01.347	00:28.383	168,05 km/h	00:30.157	142,80 km/h	01:02.547	116,84 km/h

Sektorzeiten & Speeds - Rennen - Klassen 33, 34 und 35

Rg.	Nr.		Sektor 1 (50m)	Sektor 2 (50-100m)	Sektor 3	Speed Trap	Sektor 4	Speed (Ziel)	Laufzeit	Speed (Lauf)
2	228	WERVER Nicolas		Porsche GT3 Cup 997						
		Lauf 1:	00:03.150	00:01.562	00:28.568	153,97 km/h	00:30.018	130,89 km/h	01:03.298	115,45 km/h
		Lauf 2:	00:03.159	00:01.560	00:28.965	153,25 km/h	00:29.582	135,55 km/h	01:03.266	115,51 km/h
		Lauf 3:	00:03.046	00:01.539	00:28.879	153,27 km/h	00:29.123	135,84 km/h	01:02.587	116,76 km/h
3	227	RUCH René		Ferrari 355 GT						
		Lauf 1:	00:03.195	00:01.491	00:29.012	157,78 km/h	00:30.174	138,27 km/h	01:03.872	114,42 km/h
		Lauf 2:	00:03.208	00:01.484	00:28.934	159,83 km/h	00:29.693	136,27 km/h	01:03.319	115,42 km/h
		Lauf 3:	00:03.246	00:01.539	00:29.469	132,54 km/h	00:30.701	130,31 km/h	01:04.955	112,51 km/h
4	229	EDWARDS Keith		Audi Quattro Sport S1 E2						
		Lauf 1:	00:02.775	00:01.516	00:29.871	141,25 km/h	00:33.026	130,93 km/h	01:07.188	108,77 km/h
		Lauf 2:	00:02.782	00:01.527	00:29.782	153,60 km/h	00:32.845	127,74 km/h	01:06.936	109,18 km/h
		Lauf 3:	00:02.745	00:01.500	00:29.330	157,22 km/h	00:32.173	132,12 km/h	01:05.748	111,15 km/h
5	231	NEUGEBAUER Frank		Porsche GT3 RSR						
		Lauf 1:	00:03.421	00:01.738	00:30.283	142,79 km/h	00:30.516	127,83 km/h	01:05.958	110,80 km/h
		Lauf 2:	*	*	*	* km/h	*	* km/h	*	* km/h
		Lauf 3:	*	*	*	* km/h	*	* km/h	*	* km/h
6	230	KUSTER Michael		Maserati GT Trofeo						
		Lauf 1:	00:03.862	00:01.802	00:32.281	135,92 km/h	00:32.058	123,87 km/h	01:10.003	104,40 km/h
		Lauf 2:	00:03.712	00:01.780	00:31.301	137,05 km/h	00:31.610	125,62 km/h	01:08.403	106,84 km/h
		Lauf 3:	00:03.705	00:01.767	00:30.920	137,97 km/h	00:31.180	123,53 km/h	01:07.572	108,15 km/h
7	223	HANDA Norbert		Lancia Delta Integrale						
		Lauf 1:	00:02.984	00:01.461	00:30.790	152,46 km/h	00:32.448	134,07 km/h	01:07.683	107,97 km/h
		Lauf 2:	00:02.974	00:01.461	00:30.638	150,49 km/h	00:32.631	129,38 km/h	01:07.704	107,94 km/h
		Lauf 3:	00:02.908	00:01.431	00:29.799	145,19 km/h	*	* km/h	A	* km/h
8	232	SCHILLING Nico		Subaru Impreza WRX STI						
		Lauf 1:	00:03.343	00:01.857	00:31.938	135,07 km/h	00:33.264	114,37 km/h	01:10.402	103,80 km/h
		Lauf 2:	00:03.320	00:01.856	00:31.679	134,31 km/h	00:32.614	114,47 km/h	01:09.469	105,20 km/h
		Lauf 3:	00:03.275	00:01.848	00:31.414	132,20 km/h	00:32.361	116,47 km/h	01:08.898	106,07 km/h
9	233	VALENTINY Charel		Mitsubishi Lancer EVO 7						
		Lauf 1:	00:03.421	00:01.905	00:32.352	128,38 km/h	00:32.347	120,74 km/h	01:10.025	104,36 km/h
		Lauf 2:	00:03.472	00:01.906	00:31.576	131,31 km/h	00:32.068	118,34 km/h	01:09.022	105,88 km/h
		Lauf 3:	00:03.475	00:02.001	00:31.961	130,31 km/h	00:31.518	120,99 km/h	01:08.955	105,98 km/h