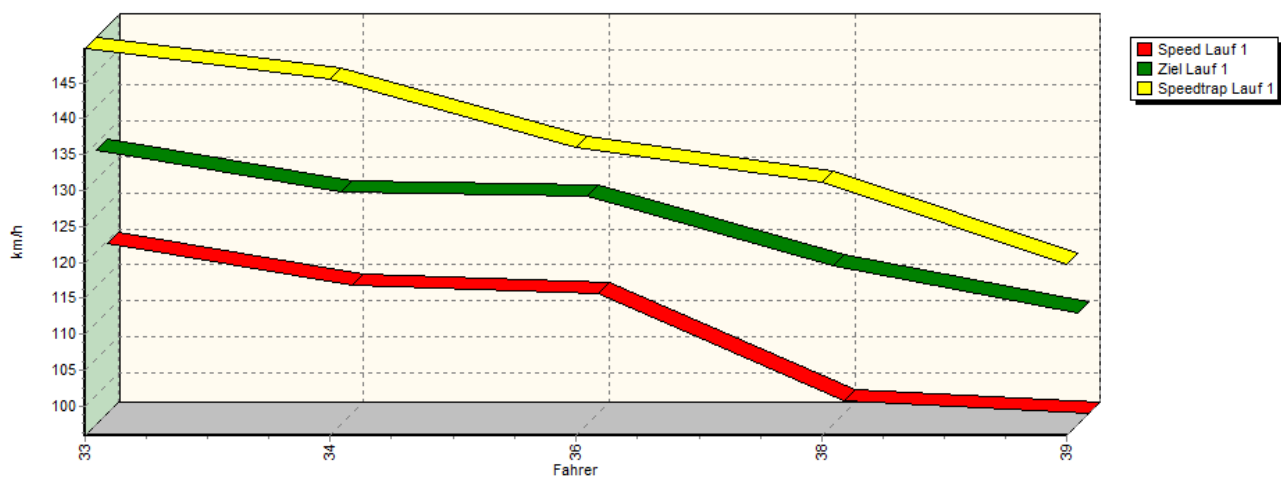
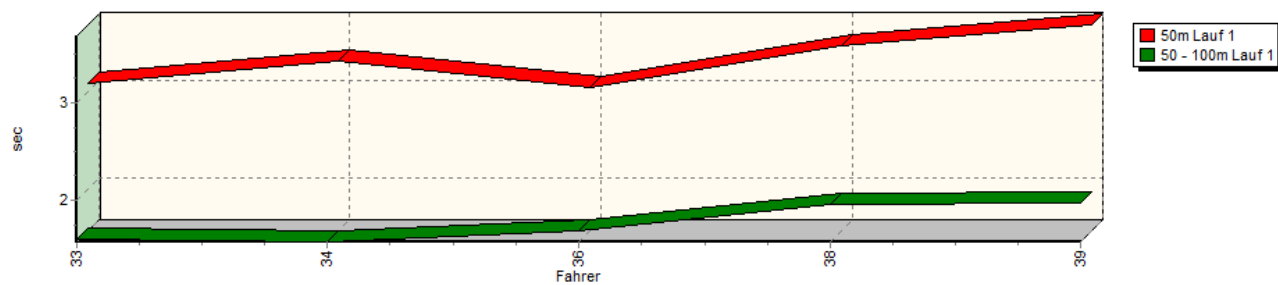


## Sektorzeiten & Speeds - Rennen - Gruppe E2-SC (C3/CN/E2-SC/CSC)

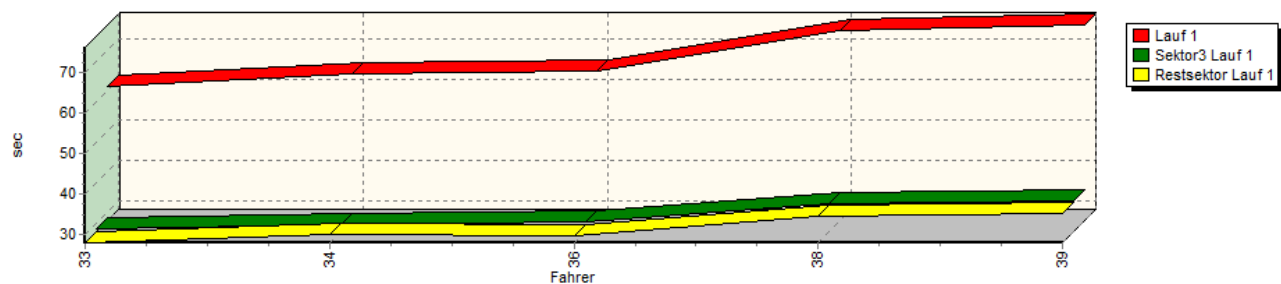
Speed-Diagramm Lauf 1



Sektor-Diagramm (Start) Lauf 1

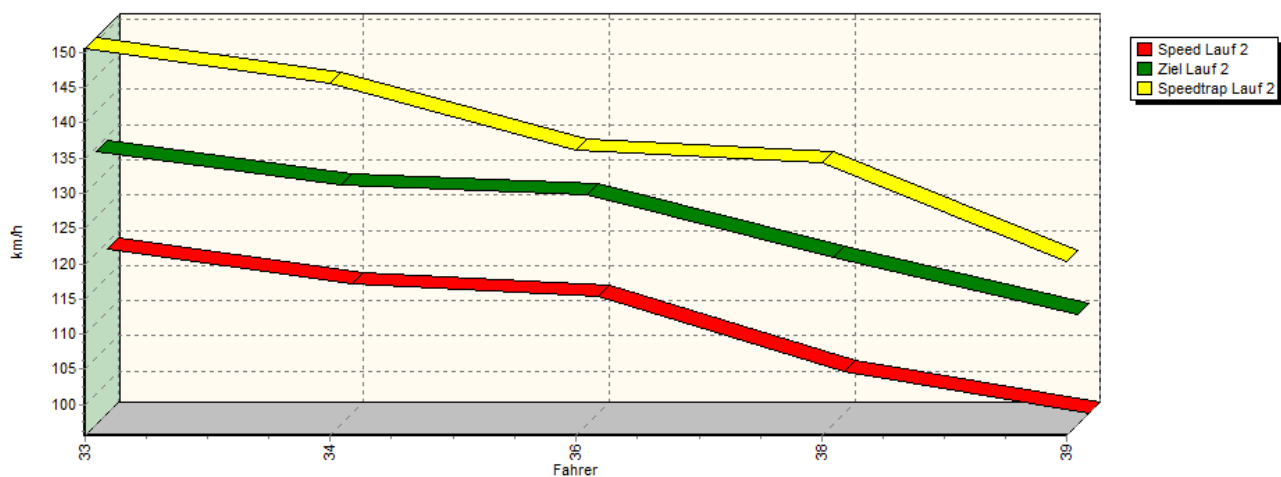


Sektor-Diagramm (Rest) Lauf 1

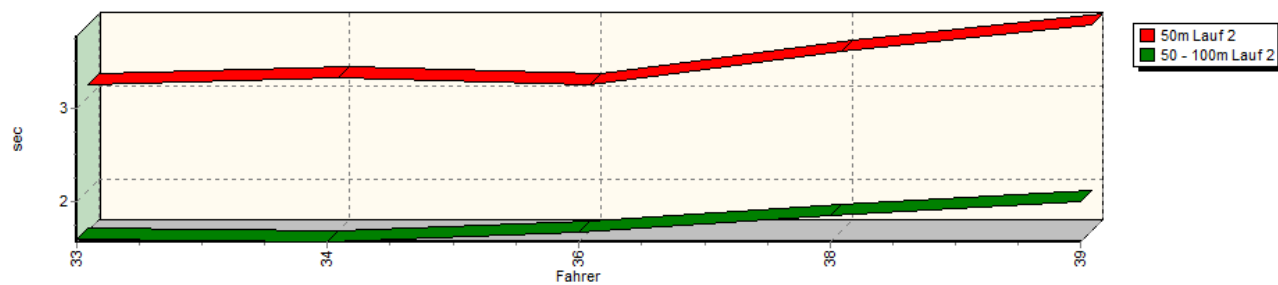


## Sektorzeiten & Speeds - Rennen - Gruppe E2-SC (C3/CN/E2-SC/CSC)

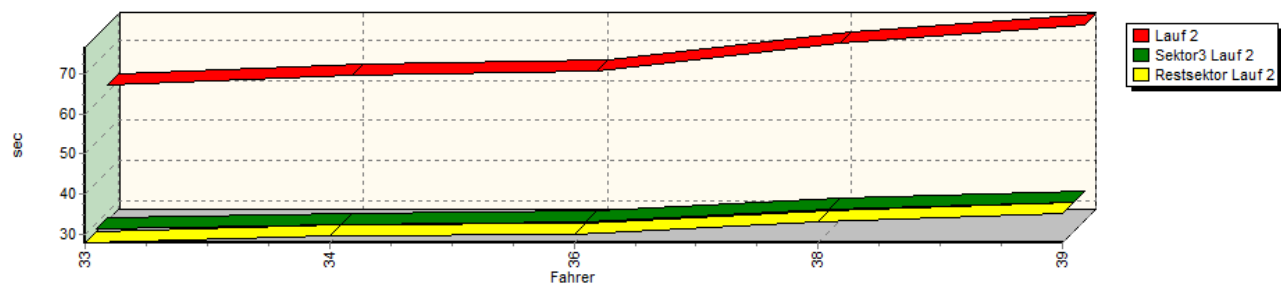
Speed-Diagramm Lauf 2



Sektor-Diagramm (Start) Lauf 2

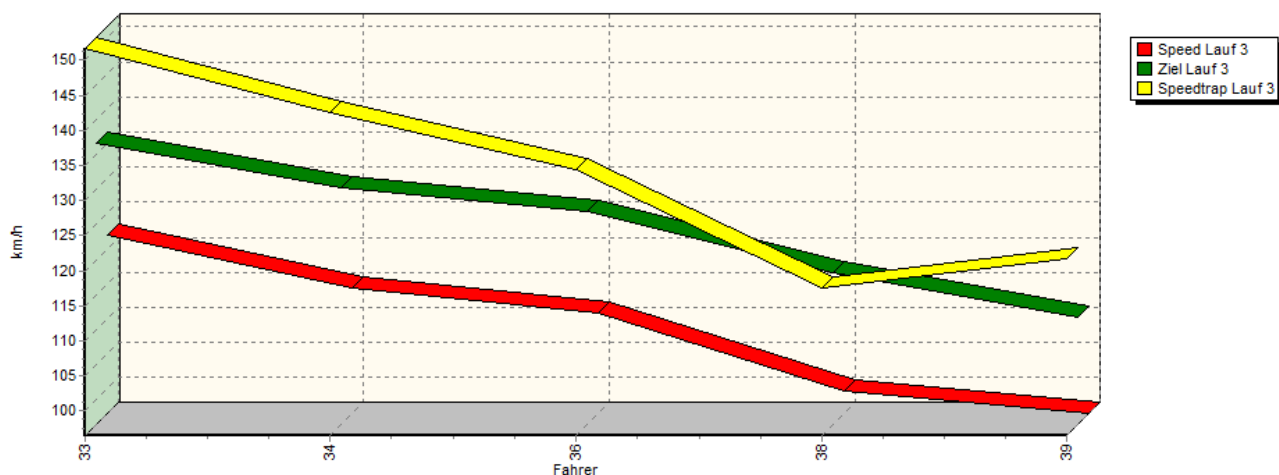


Sektor-Diagramm (Rest) Lauf 2

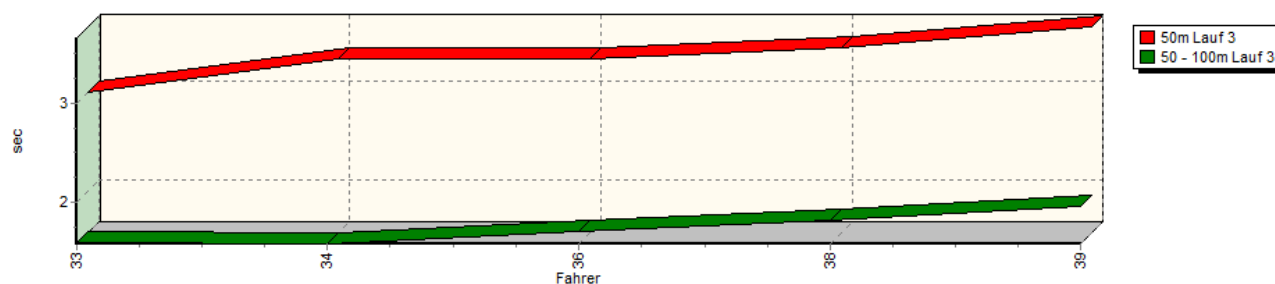


## Sektorzeiten & Speeds - Rennen - Gruppe E2-SC (C3/CN/E2-SC/CSC)

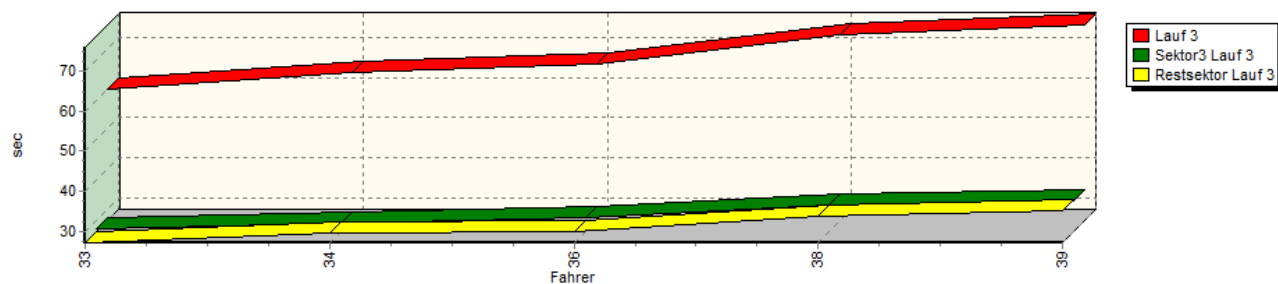
Speed-Diagramm Lauf 3



Sektor-Diagramm (Start) Lauf 3



Sektor-Diagramm (Rest) Lauf 3

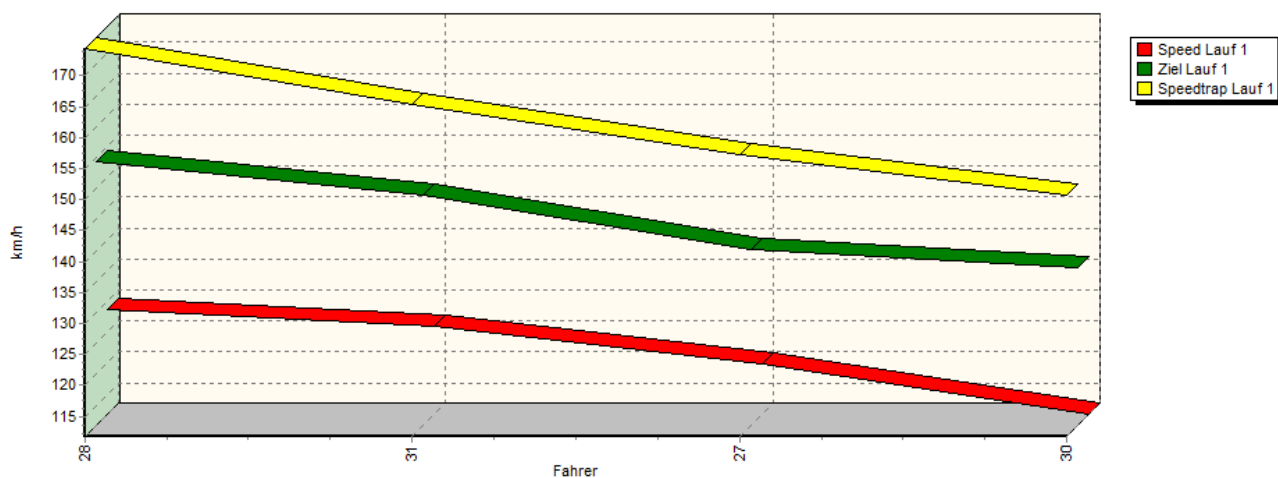


Rg.	Nr.	Sektor 1 (50m)	Sektor 2 (50-100m)	Sektor 3	Speed Trap	Sektor 4	Speed (Ziel)	Laufzeit	Speed (Lauf)	
1	33	<b>SVOBODA Jiri</b>		Norma M20F						
		Lauf 1:	00:03.083	00:01.599	00:28.599	149,75 km/h	00:27.884	134,03 km/h	01:01.165	119,48 km/h
		Lauf 2:	00:03.138	00:01.600	00:28.777	150,53 km/h	00:27.988	134,24 km/h	01:01.503	118,82 km/h
		Lauf 3:	00:02.999	00:01.589	00:27.999	151,66 km/h	00:27.362	136,57 km/h	00:59.949	121,90 km/h

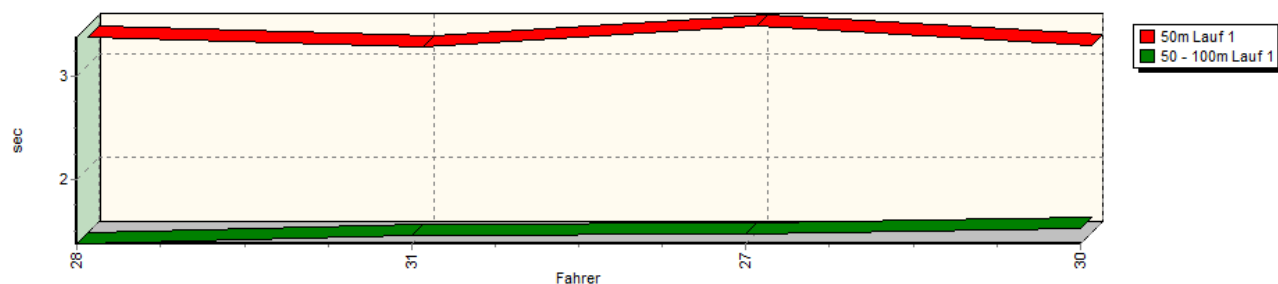
## Sektorzeiten & Speeds - Rennen - Gruppe E2-SC (C3/CN/E2-SC/CSC)

Rg.	Nr.		Sektor 1 (50m)	Sektor 2 (50-100m)	Sektor 3	Speed Trap	Sektor 4	Speed (Ziel)	Laufzeit	Speed (Lauf)
2	34	<b>LETMADE Bernd</b>		Norma M20						
		Lauf 1:	00:03.312	00:01.571	00:29.523	145,48 km/h	00:29.862	128,29 km/h	01:04.268	113,71 km/h
		Lauf 2:	00:03.201	00:01.563	00:29.568	145,53 km/h	00:29.774	129,61 km/h	01:04.106	114,00 km/h
		Lauf 3:	00:03.335	00:01.572	00:29.377	142,55 km/h	00:29.626	130,24 km/h	01:03.910	114,35 km/h
3	36	<b>MIETHKE Günter</b>		Norma M20						
		Lauf 1:	00:03.043	00:01.683	00:30.450	135,96 km/h	00:29.710	127,61 km/h	01:04.886	112,63 km/h
		Lauf 2:	00:03.134	00:01.664	00:30.397	136,12 km/h	00:29.939	128,27 km/h	01:05.134	112,20 km/h
		Lauf 3:	00:03.339	00:01.696	00:30.903	134,38 km/h	00:30.040	126,91 km/h	01:05.978	110,76 km/h
4	38	<b>SIEBERT Gerhard</b>		Osella PA 18						
		Lauf 1:	00:03.465	00:01.951	00:34.915	131,17 km/h	00:34.526	117,98 km/h	01:14.857	97,63 km/h
		Lauf 2:	00:03.492	00:01.850	00:33.603	134,23 km/h	00:33.086	119,35 km/h	01:12.031	101,46 km/h
		Lauf 3:	00:03.455	00:01.811	00:33.953	117,43 km/h	00:34.056	118,04 km/h	01:13.275	99,73 km/h
5	39	<b>COLLISI Stephan</b>		Behnke Condor						
		Lauf 1:	00:03.683	00:01.966	00:35.499	119,66 km/h	00:35.059	111,48 km/h	01:16.207	95,90 km/h
		Lauf 2:	00:03.775	00:01.990	00:35.319	120,28 km/h	00:35.363	111,26 km/h	01:16.447	95,60 km/h
		Lauf 3:	00:03.664	00:01.958	00:34.813	121,79 km/h	00:35.303	111,86 km/h	01:15.738	96,49 km/h

Speed-Diagramm Lauf 1

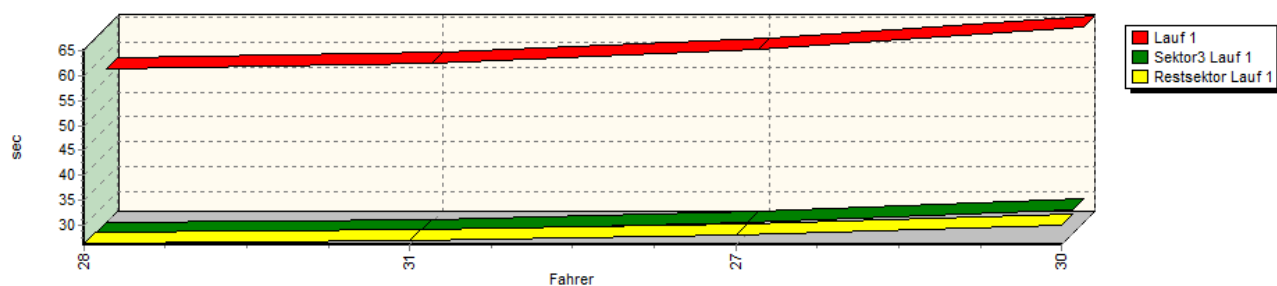


Sektor-Diagramm (Start) Lauf 1

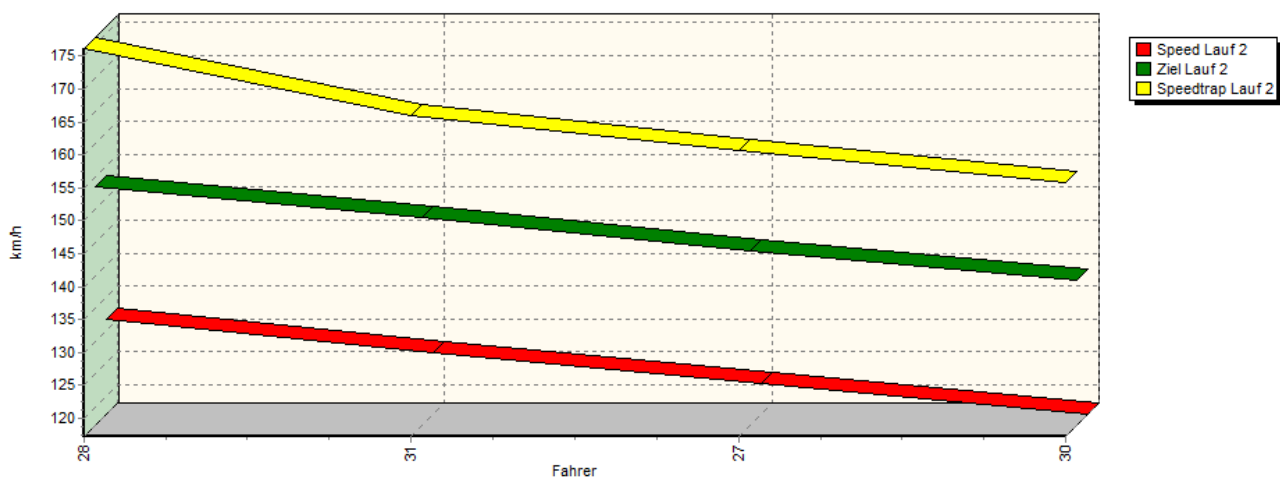


## Sektorzeiten & Speeds - Rennen - Gruppe E2-SC (C3/CN/E2-SC/CSC)

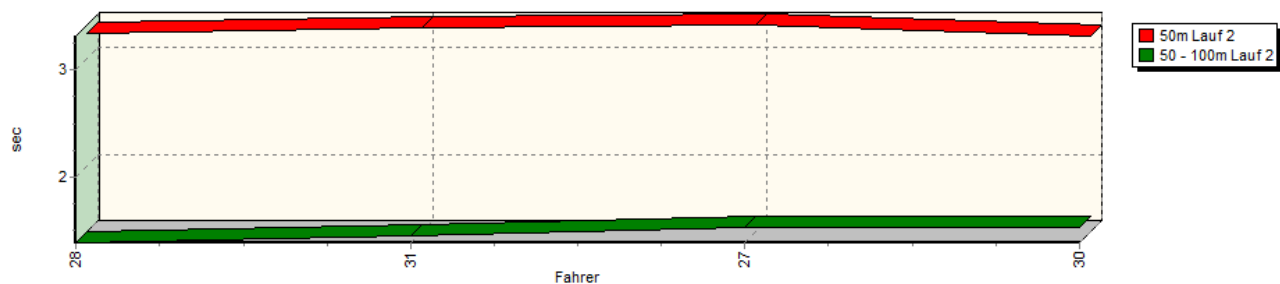
Sektor-Diagramm (Rest) Lauf 1



Speed-Diagramm Lauf 2

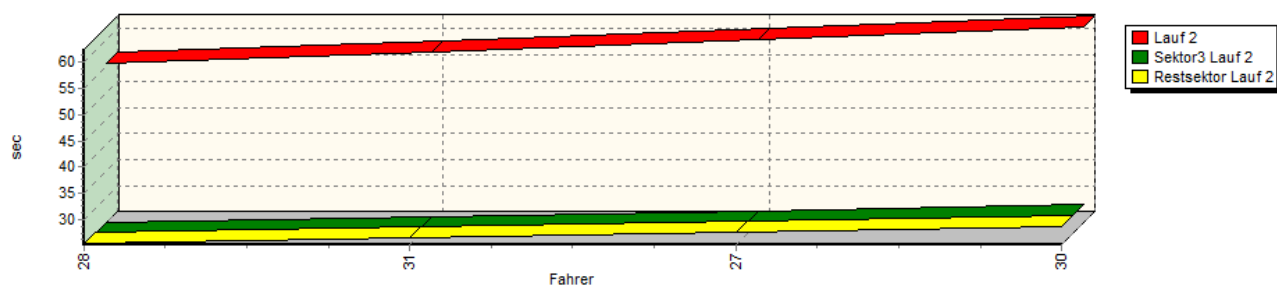


Sektor-Diagramm (Start) Lauf 2

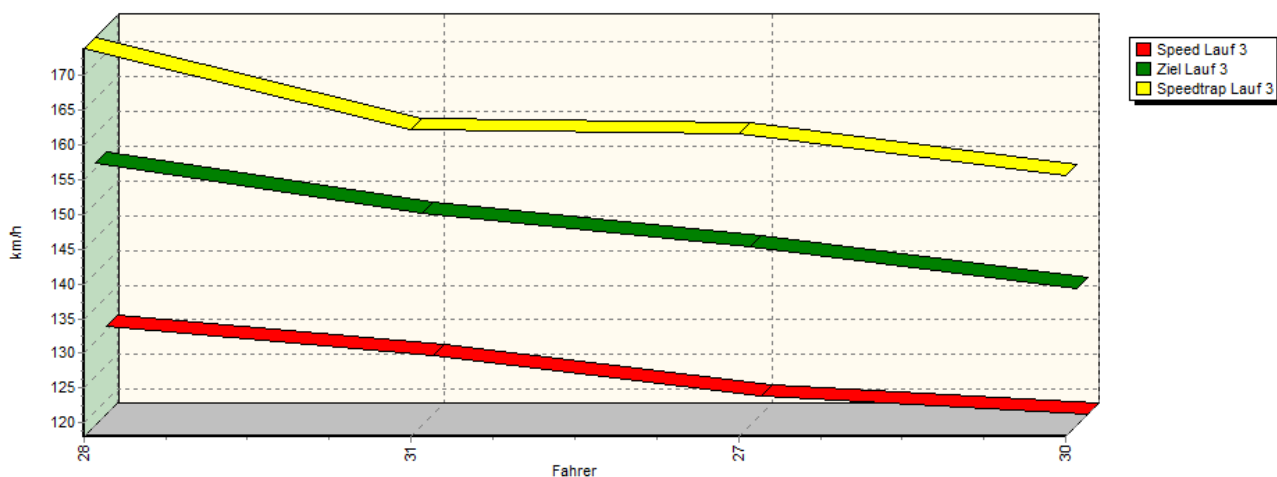


## Sektorzeiten & Speeds - Rennen - Gruppe E2-SC (C3/CN/E2-SC/CSC)

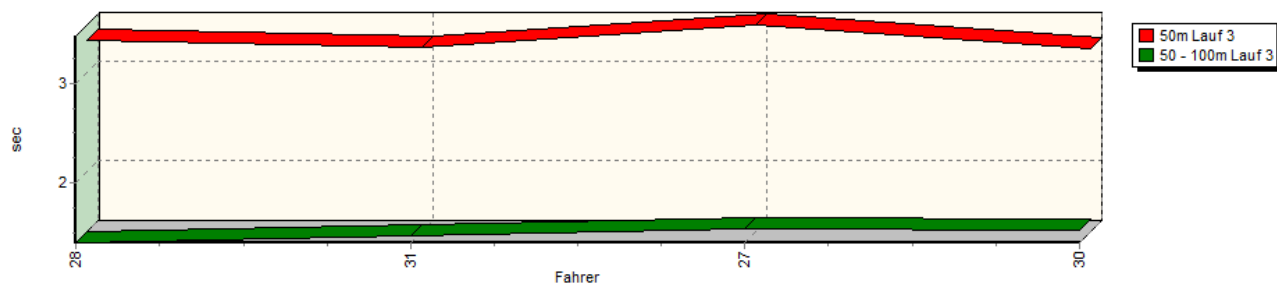
**Sektor-Diagramm (Rest) Lauf 2**

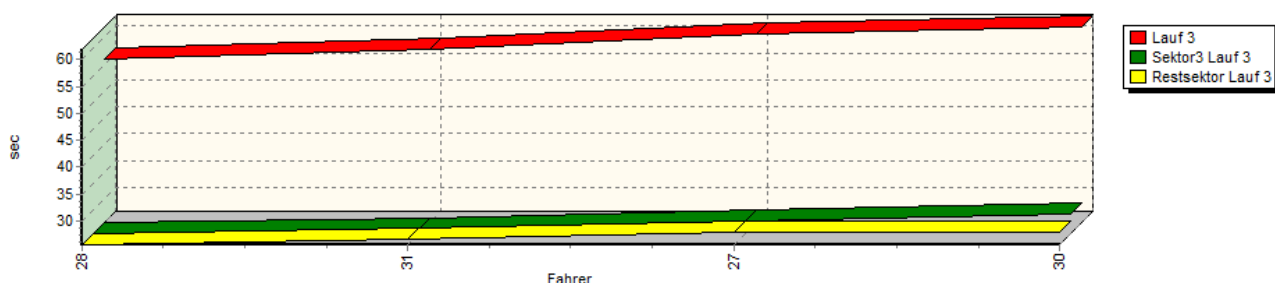


**Speed-Diagramm Lauf 3**



**Sektor-Diagramm (Start) Lauf 3**



**Sektorzeiten & Speeds - Rennen - Gruppe E2-SC (C3/CN/E2-SC/CSC)**
**Sektor-Diagramm (Rest) Lauf 3**


Rg.	Nr.		Sektor 1 (50m)	Sektor 2 (50-100m)	Sektor 3	Speed Trap	Sektor 4	Speed (Ziel)	Laufzeit	Speed (Lauf)
1	28	<b>ZAJELSNIK Patrik</b>		Norma M20F						
		Lauf 1:	00:03.273	00:01.388	00:25.975	174,39 km/h	00:26.184	154,36 km/h	00:56.820	128,62 km/h
		Lauf 2:	00:03.225	00:01.390	00:25.277	176,15 km/h	00:25.613	153,44 km/h	00:55.505	131,66 km/h
		Lauf 3:	00:03.335	00:01.399	00:25.585	173,89 km/h	00:25.572	155,81 km/h	00:55.891	130,75 km/h
2	31	<b>LANG Uwe</b>		Osella PA 20/S EVO						
		Lauf 1:	00:03.180	00:01.463	00:26.636	165,39 km/h	00:26.782	148,96 km/h	00:58.061	125,87 km/h
		Lauf 2:	00:03.276	00:01.459	00:26.272	166,07 km/h	00:26.696	148,86 km/h	00:57.703	126,65 km/h
		Lauf 3:	00:03.252	00:01.466	00:26.376	162,24 km/h	00:26.656	148,62 km/h	00:57.750	126,55 km/h
3	27	<b>HUBERT Georges</b>		Norma M20						
		Lauf 1:	00:03.378	00:01.487	00:28.221	157,32 km/h	00:27.915	140,25 km/h	01:01.001	119,80 km/h
		Lauf 2:	00:03.306	00:01.535	00:27.366	160,74 km/h	00:27.704	143,80 km/h	00:59.911	121,98 km/h
		Lauf 3:	00:03.483	00:01.536	00:27.788	161,63 km/h	00:27.808	143,66 km/h	01:00.615	120,56 km/h
4	30	<b>EIERMANN Philipp Karl</b>		Osella PA 20/S EVO						
		Lauf 1:	00:03.194	00:01.539	00:30.744	150,82 km/h	00:29.921	137,32 km/h	01:05.398	111,75 km/h
		Lauf 2:	00:03.207	00:01.532	00:28.797	155,74 km/h	00:28.808	139,23 km/h	01:02.344	117,22 km/h
		Lauf 3:	00:03.238	00:01.520	00:29.156	155,55 km/h	00:28.007	137,77 km/h	01:01.921	118,02 km/h