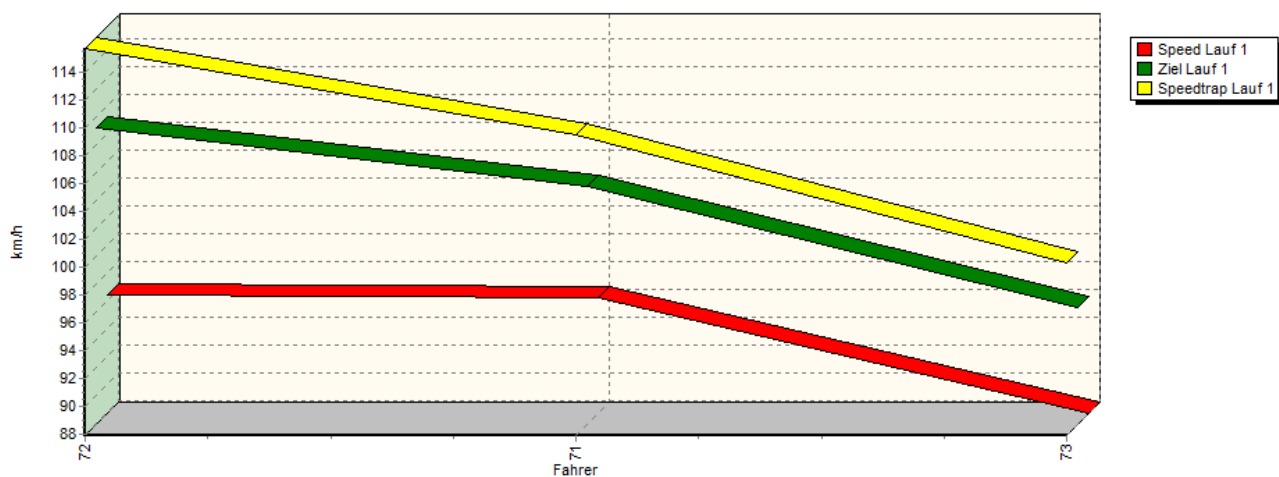
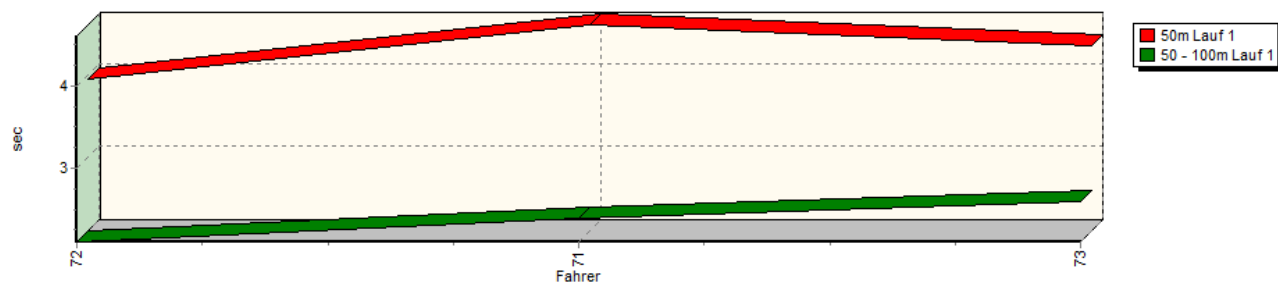


Sektorzeiten & Speeds - Rennen - Gruppe A/F/CTC

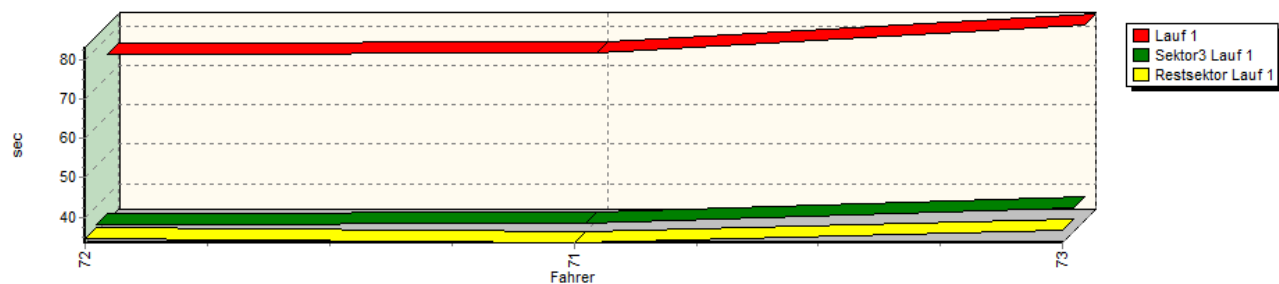
Speed-Diagramm Lauf 1



Sektor-Diagramm (Start) Lauf 1

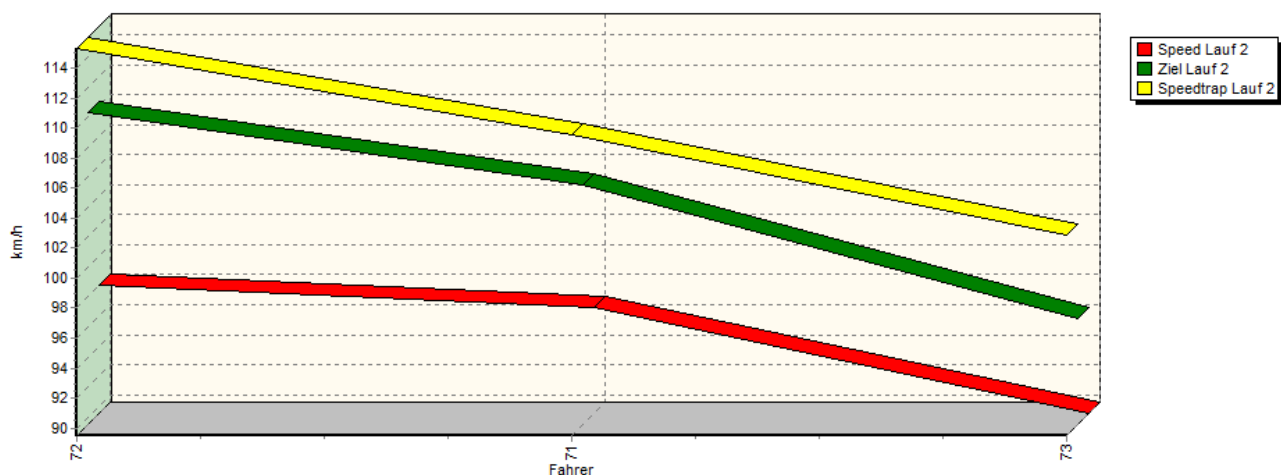


Sektor-Diagramm (Rest) Lauf 1

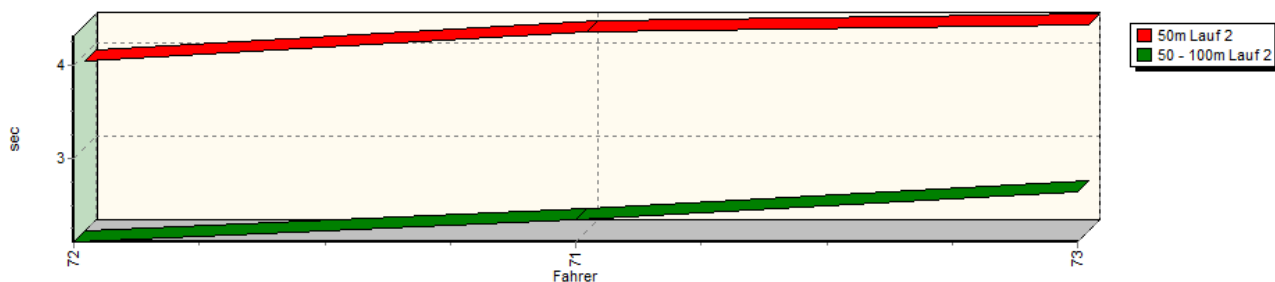


Sektorzeiten & Speeds - Rennen - Gruppe A/F/CTC

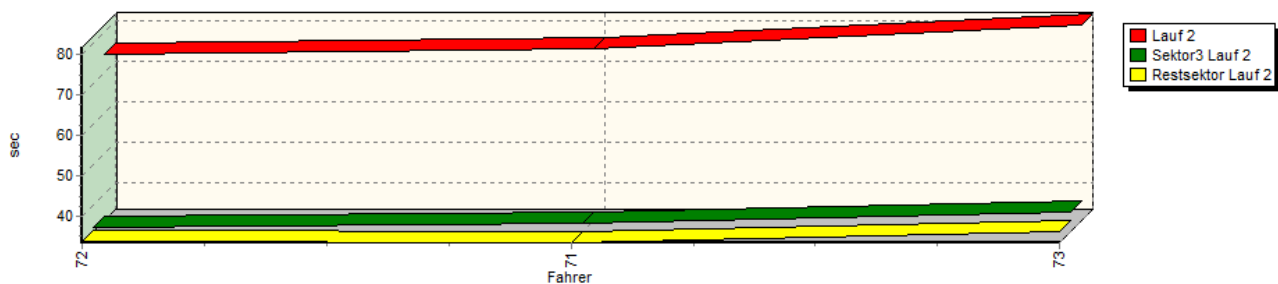
Speed-Diagramm Lauf 2



Sektor-Diagramm (Start) Lauf 2

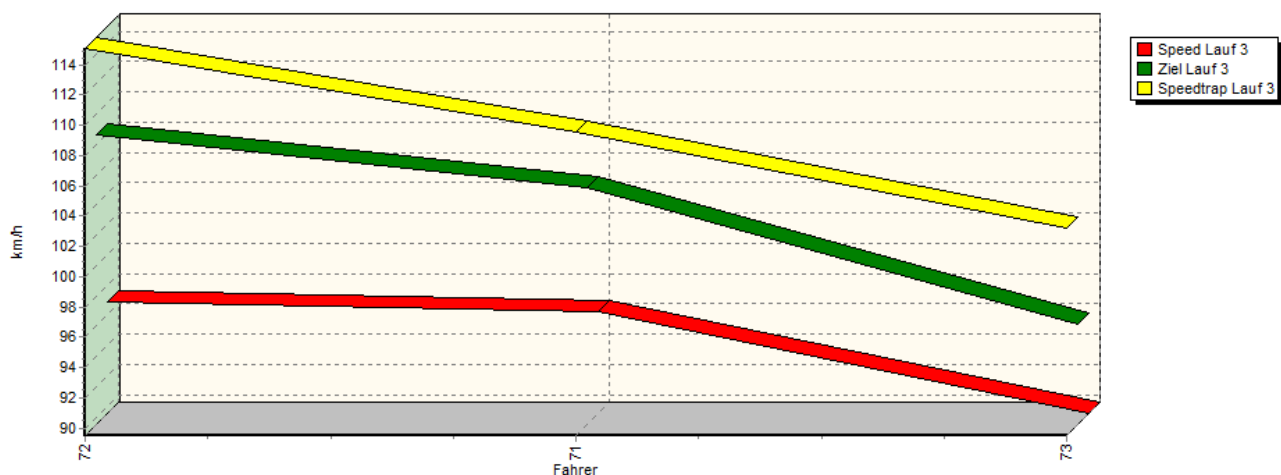


Sektor-Diagramm (Rest) Lauf 2

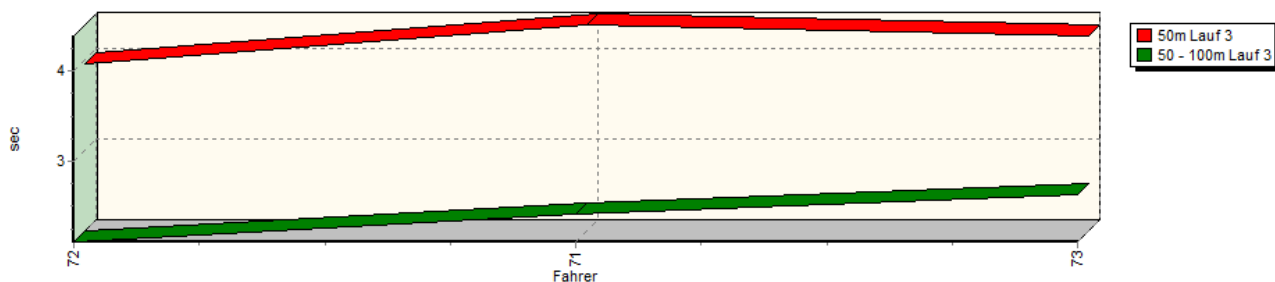


Sektorzeiten & Speeds - Rennen - Gruppe A/F/CTC

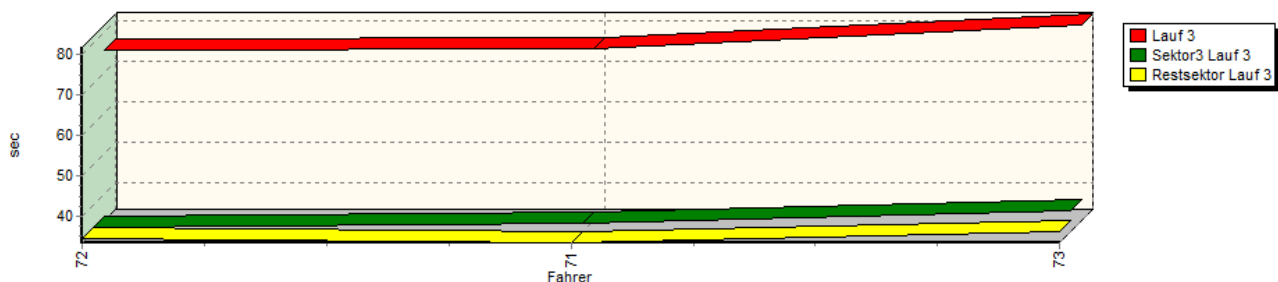
Speed-Diagramm Lauf 3



Sektor-Diagramm (Start) Lauf 3



Sektor-Diagramm (Rest) Lauf 3

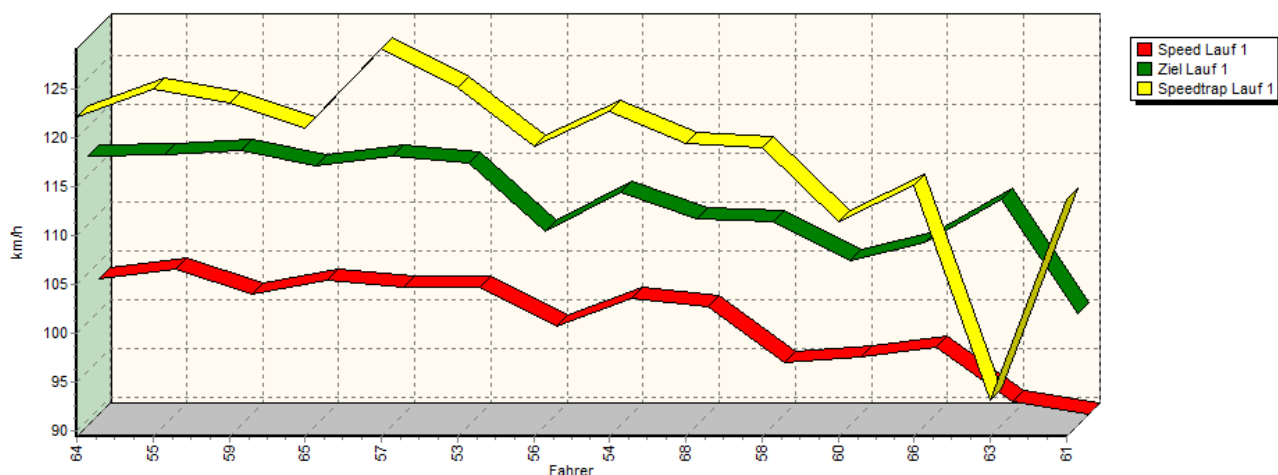


Rg.	Nr.	Sektor 1 (50m)	Sektor 2 (50-100m)	Sektor 3	Speed Trap	Sektor 4	Speed (Ziel)	Laufzeit	Speed (Lauf)	
1	72	SCHRÖDER Detlef		VW Polo						
		Lauf 1:	00:03.960	00:02.102	00:35.130	115,73 km/h	00:34.652	109,17 km/h	01:15.844	96,36 km/h
		Lauf 2:	00:03.926	00:02.096	00:34.470	115,30 km/h	00:34.043	110,28 km/h	01:14.535	98,05 km/h
		Lauf 3:	00:03.961	00:02.090	00:34.767	115,07 km/h	00:34.613	108,60 km/h	01:15.431	96,88 km/h

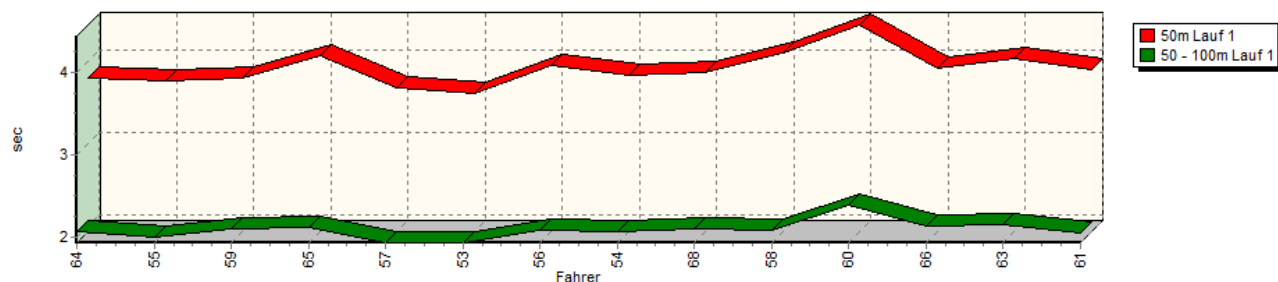
Sektorzeiten & Speeds - Rennen - Gruppe A/F/CTC

Rg.	Nr.	Sektor 1 (50m)	Sektor 2 (50-100m)	Sektor 3	Speed Trap	Sektor 4	Speed (Ziel)	Laufzeit	Speed (Lauf)	
2	71	HILMES Christoph		VW Polo II Coupé						
		Lauf 1:	00:04.617	00:02.394	00:35.504	109,49 km/h	00:33.495	105,02 km/h	01:16.010	96,15 km/h
		Lauf 2:	00:04.244	00:02.342	00:35.537	109,55 km/h	00:33.587	105,46 km/h	01:15.710	96,53 km/h
		Lauf 3:	00:04.396	00:02.403	00:35.566	109,51 km/h	00:33.567	105,14 km/h	01:15.932	96,24 km/h
3	73	GREBE Hartmut		Ford Fiesta 1.4						
		Lauf 1:	00:04.362	00:02.601	00:39.584	100,25 km/h	00:36.626	96,31 km/h	01:23.173	87,86 km/h
		Lauf 2:	00:04.314	00:02.632	00:38.521	102,88 km/h	00:36.179	96,58 km/h	01:21.646	89,51 km/h
		Lauf 3:	00:04.272	00:02.626	00:38.565	103,25 km/h	00:36.189	96,11 km/h	01:21.652	89,50 km/h

Speed-Diagramm Lauf 1

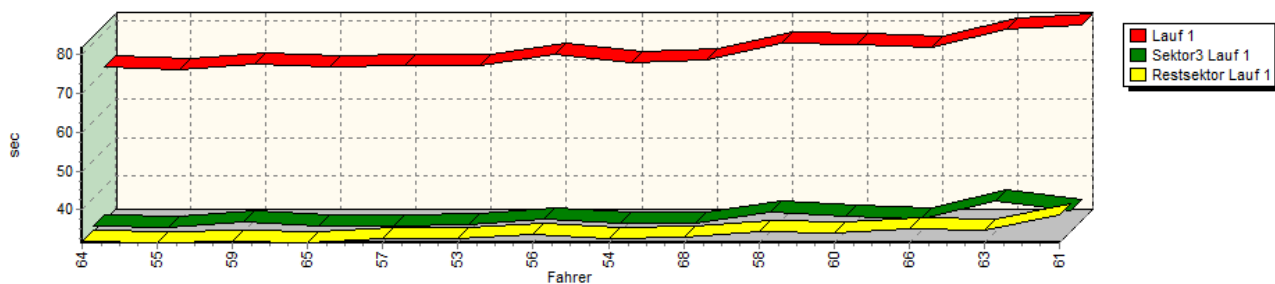


Sektor-Diagramm (Start) Lauf 1

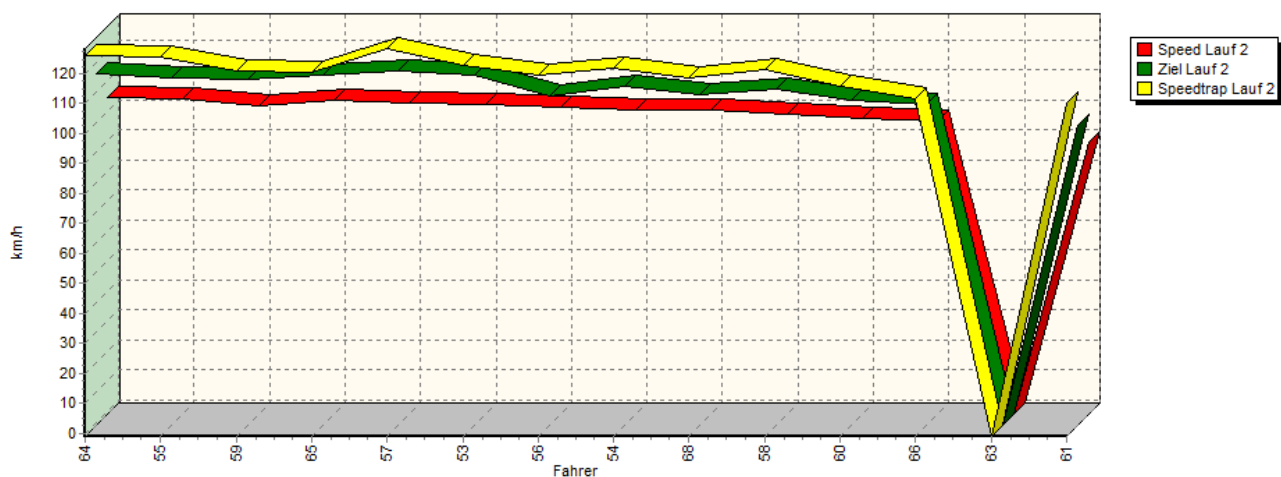


Sektorzeiten & Speeds - Rennen - Gruppe A/F/CTC

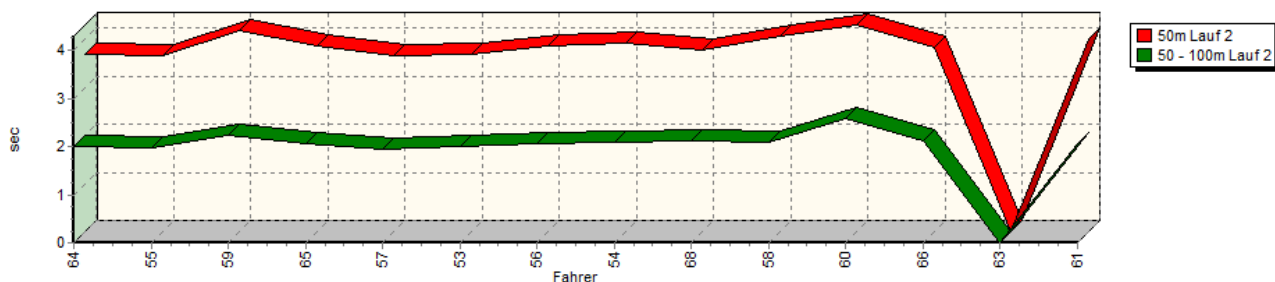
Sektor-Diagramm (Rest) Lauf 1



Speed-Diagramm Lauf 2

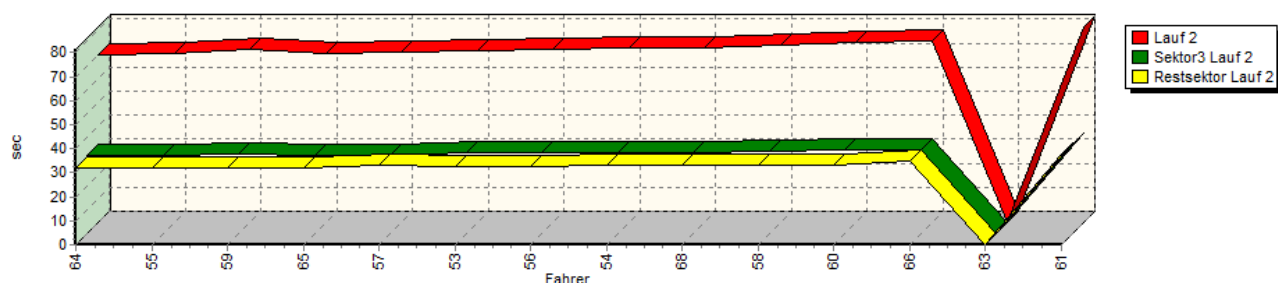


Sektor-Diagramm (Start) Lauf 2

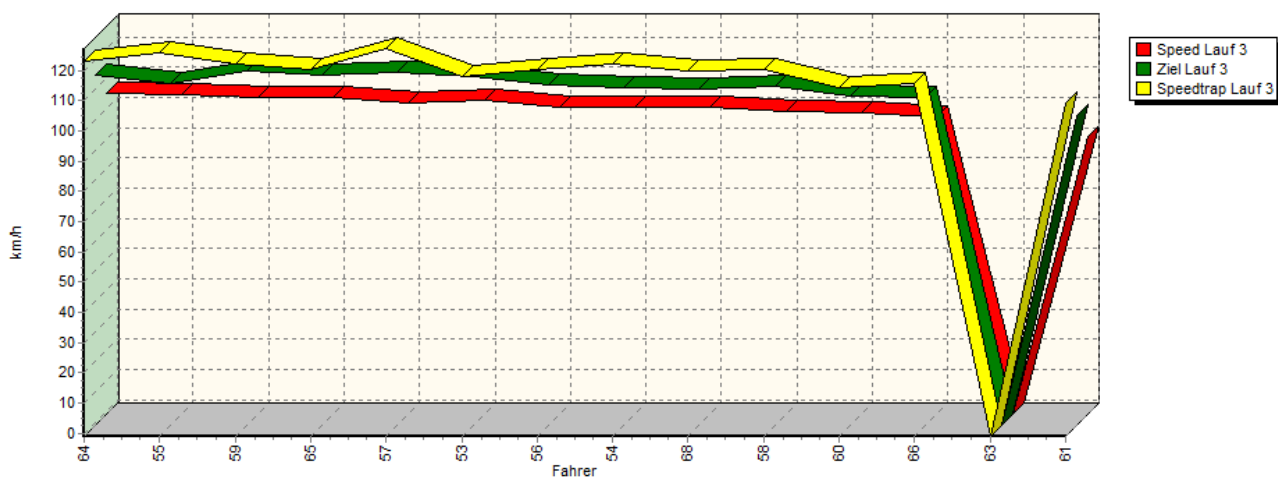


Sektorzeiten & Speeds - Rennen - Gruppe A/F/CTC

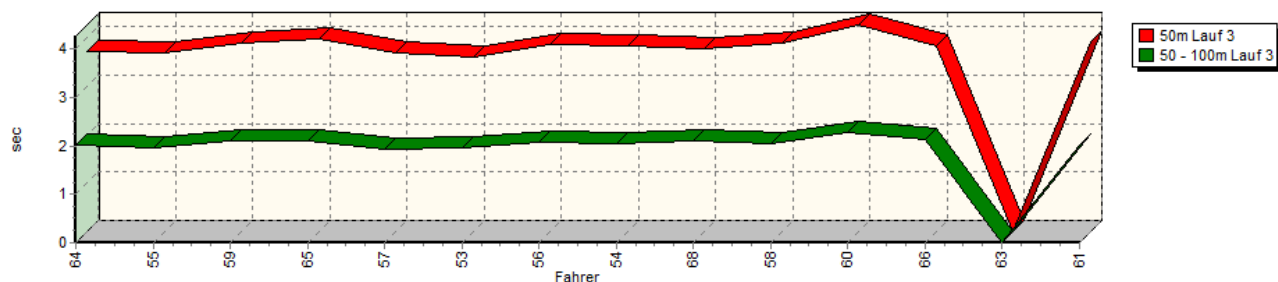
Sektor-Diagramm (Rest) Lauf 2



Speed-Diagramm Lauf 3

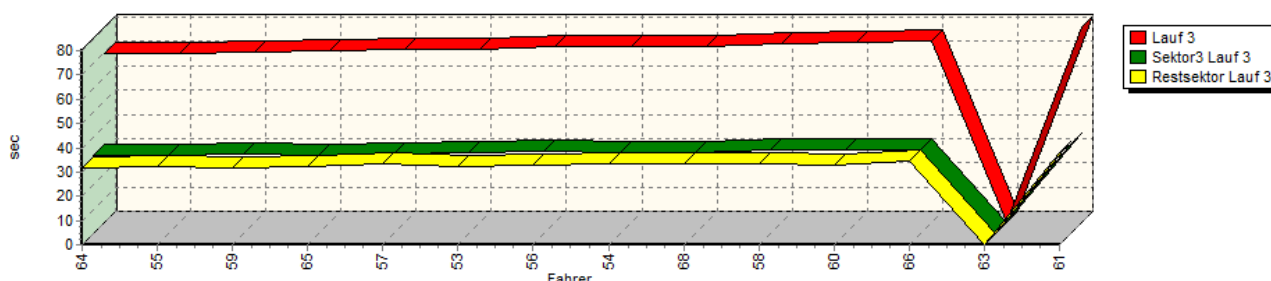


Sektor-Diagramm (Start) Lauf 3



Sektorzeiten & Speeds - Rennen - Gruppe A/F/CTC

Sektor-Diagramm (Rest) Lauf 3

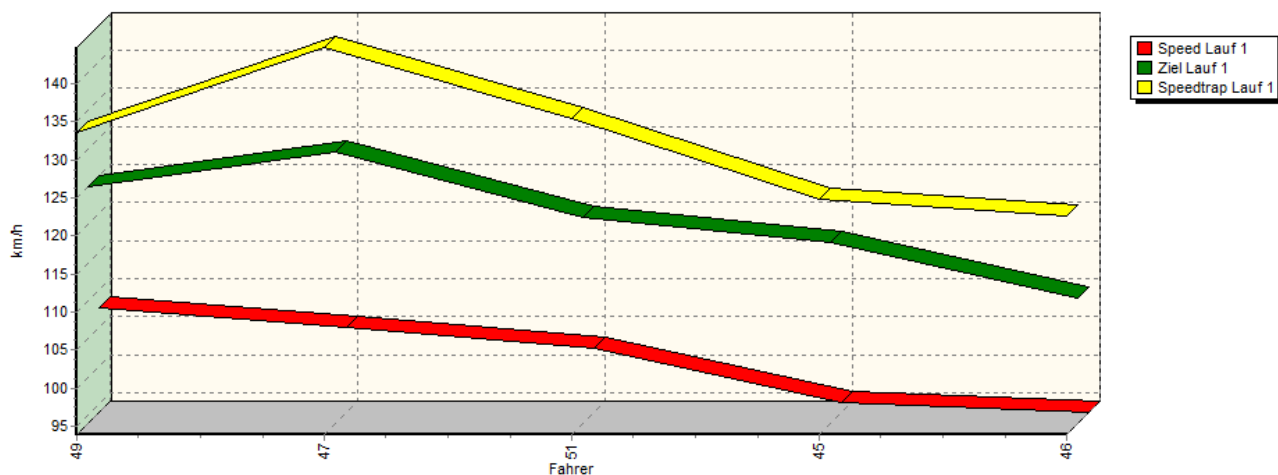


Rg.	Nr.		Sektor 1 (50m)	Sektor 2 (50-100m)	Sektor 3	Speed Trap	Sektor 4	Speed (Ziel)	Laufzeit	Speed (Lauf)
1	64	ORTH Ralf		BMW 320 is						
		Lauf 1:	00:03.793	00:02.056	00:32.985	122,06 km/h	00:31.971	117,03 km/h	01:10.805	103,21 km/h
		Lauf 2:	00:03.684	00:02.014	00:32.313	125,92 km/h	00:31.918	116,37 km/h	01:09.929	104,51 km/h
		Lauf 3:	00:03.714	00:02.010	00:32.218	123,18 km/h	00:31.494	114,70 km/h	01:09.436	105,25 km/h
2	55	ORTH Patrick		VW Golf GTI 16V						
		Lauf 1:	00:03.753	00:02.000	00:32.726	124,96 km/h	00:31.656	117,14 km/h	01:10.135	104,20 km/h
		Lauf 2:	00:03.650	00:01.975	00:32.442	125,55 km/h	00:32.085	114,74 km/h	01:10.152	104,17 km/h
		Lauf 3:	00:03.691	00:01.975	00:32.196	125,74 km/h	00:31.967	112,12 km/h	01:09.829	104,66 km/h
3	59	VEIT Kevin		BMW 318 is						
		Lauf 1:	00:03.785	00:02.096	00:33.920	123,51 km/h	00:32.036	117,54 km/h	01:11.837	101,73 km/h
		Lauf 2:	00:04.176	00:02.240	00:33.409	120,79 km/h	00:32.145	114,29 km/h	01:11.970	101,54 km/h
		Lauf 3:	00:03.899	00:02.094	00:32.713	121,91 km/h	00:31.810	116,33 km/h	01:10.516	103,64 km/h
4	65	TOTZ Dirk		Honda Integra Type R						
		Lauf 1:	00:04.069	00:02.107	00:33.134	120,93 km/h	00:31.578	115,92 km/h	01:10.888	103,09 km/h
		Lauf 2:	00:03.860	00:02.069	00:32.553	120,21 km/h	00:32.072	115,56 km/h	01:10.554	103,58 km/h
		Lauf 3:	00:03.987	00:02.096	00:32.456	120,26 km/h	00:32.037	114,72 km/h	01:10.576	103,55 km/h
5	57	GOLDBACH Markus		Renault Clio RS						
		Lauf 1:	00:03.665	00:01.932	00:32.943	129,10 km/h	00:32.780	116,96 km/h	01:11.320	102,47 km/h
		Lauf 2:	00:03.652	00:01.936	00:32.560	128,27 km/h	00:32.907	116,90 km/h	01:11.055	102,85 km/h
		Lauf 3:	00:03.691	00:01.946	00:32.741	127,18 km/h	00:33.268	115,69 km/h	01:11.646	102,00 km/h
6	53	STOLL Jochen		Peugeot 306 S16						
		Lauf 1:	00:03.608	00:01.928	00:33.256	125,10 km/h	00:32.597	116,26 km/h	01:11.389	102,37 km/h
		Lauf 2:	00:03.687	00:01.992	00:33.494	122,49 km/h	00:32.442	115,51 km/h	01:11.615	102,05 km/h
		Lauf 3:	00:03.606	00:01.947	00:33.307	118,11 km/h	00:32.277	114,05 km/h	01:11.137	102,73 km/h
7	56	GOEDERT Georges		Renault Clio III Cup						
		Lauf 1:	00:03.950	00:02.080	00:34.696	119,06 km/h	00:33.581	109,28 km/h	01:14.307	98,35 km/h
		Lauf 2:	00:03.863	00:02.073	00:33.580	119,22 km/h	00:32.659	108,80 km/h	01:12.175	101,25 km/h
		Lauf 3:	00:03.872	00:02.072	00:33.831	120,13 km/h	00:32.911	111,44 km/h	01:12.686	100,54 km/h
8	54	SCHMITZ Herbert		Opel Astra GSI						
		Lauf 1:	00:03.820	00:02.059	00:33.580	122,72 km/h	00:32.749	113,19 km/h	01:12.208	101,21 km/h
		Lauf 2:	00:03.921	00:02.076	00:33.543	121,99 km/h	00:33.250	112,14 km/h	01:12.790	100,40 km/h
		Lauf 3:	00:03.848	00:02.059	00:33.445	122,23 km/h	00:33.428	110,41 km/h	01:12.780	100,41 km/h
9	68	HERING Ronny		VW Scirocco GTI						
		Lauf 1:	00:03.857	00:02.103	00:33.600	119,46 km/h	00:33.170	110,61 km/h	01:12.730	100,48 km/h
		Lauf 2:	00:03.765	00:02.126	00:33.657	118,62 km/h	00:33.212	108,99 km/h	01:12.760	100,44 km/h
		Lauf 3:	00:03.792	00:02.110	00:33.552	120,03 km/h	00:33.280	110,11 km/h	01:12.734	100,48 km/h

Sektorzeiten & Speeds - Rennen - Gruppe A/F/CTC

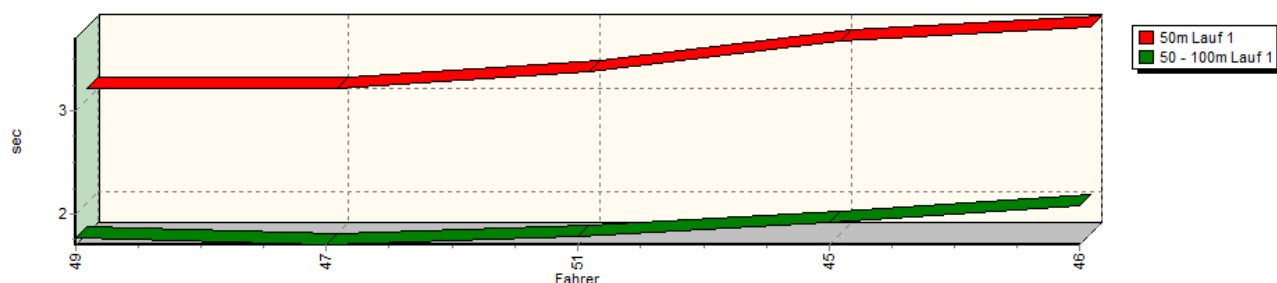
Rg.	Nr.		Sektor 1 (50m)	Sektor 2 (50-100m)	Sektor 3	Speed Trap	Sektor 4	Speed (Ziel)	Laufzeit	Speed (Lauf)
10	58	RUBOW Manuel		Renault Clio RS III Cup						
		Lauf 1:	00:04.092	00:02.076	00:36.554	118,94 km/h	00:34.396	110,27 km/h	01:17.118	94,76 km/h
		Lauf 2:	00:04.062	00:02.082	00:34.398	121,19 km/h	00:33.439	111,10 km/h	01:13.981	98,78 km/h
		Lauf 3:	00:03.894	00:02.042	00:34.282	120,40 km/h	00:33.470	110,90 km/h	01:13.688	99,17 km/h
11	60	LINNEMEYER Thomas		VW Golf II GTI 16V						
		Lauf 1:	00:04.433	00:02.380	00:35.657	111,42 km/h	00:34.222	106,21 km/h	01:16.692	95,29 km/h
		Lauf 2:	00:04.294	00:02.568	00:34.917	115,69 km/h	00:33.086	107,54 km/h	01:14.865	97,62 km/h
		Lauf 3:	00:04.268	00:02.292	00:34.447	114,15 km/h	00:33.085	107,68 km/h	01:14.092	98,63 km/h
12	66	WEBER Hauke		VW Scirocco						
		Lauf 1:	00:03.901	00:02.129	00:34.911	115,18 km/h	00:34.981	108,16 km/h	01:15.922	96,26 km/h
		Lauf 2:	00:03.843	00:02.108	00:34.846	111,74 km/h	00:34.919	106,18 km/h	01:15.716	96,52 km/h
		Lauf 3:	00:03.832	00:02.124	00:34.438	115,54 km/h	00:34.639	107,33 km/h	01:15.033	97,40 km/h
13	63	DONKELS Daniel		Renault Clio III Cup						
		Lauf 1:	00:04.030	00:02.146	00:39.527	93,14 km/h	00:34.828	112,57 km/h	01:20.531	90,75 km/h
		Lauf 2:	*	*	*	* km/h	*	* km/h	*	* km/h
		Lauf 3:	*	*	*	* km/h	*	* km/h	*	* km/h
14	61	BECKER Pascal		Renault Clio III Cup						
		Lauf 1:	00:03.884	00:02.044	00:37.075	113,73 km/h	00:38.720	100,90 km/h	01:21.723	89,42 km/h
		Lauf 2:	00:04.014	00:02.054	00:37.314	109,97 km/h	00:38.068	99,04 km/h	01:21.450	89,72 km/h
		Lauf 3:	00:03.909	00:02.033	00:36.844	109,13 km/h	00:37.831	101,30 km/h	01:20.617	90,65 km/h

Speed-Diagramm Lauf 1

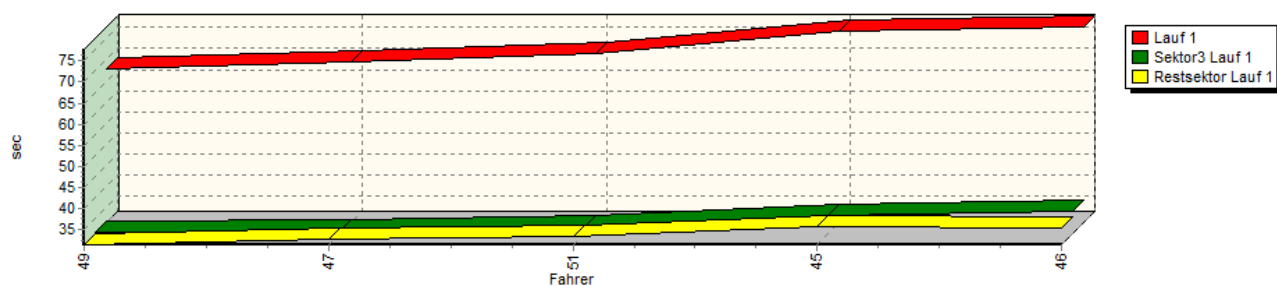


Sektorzeiten & Speeds - Rennen - Gruppe A/F/CTC

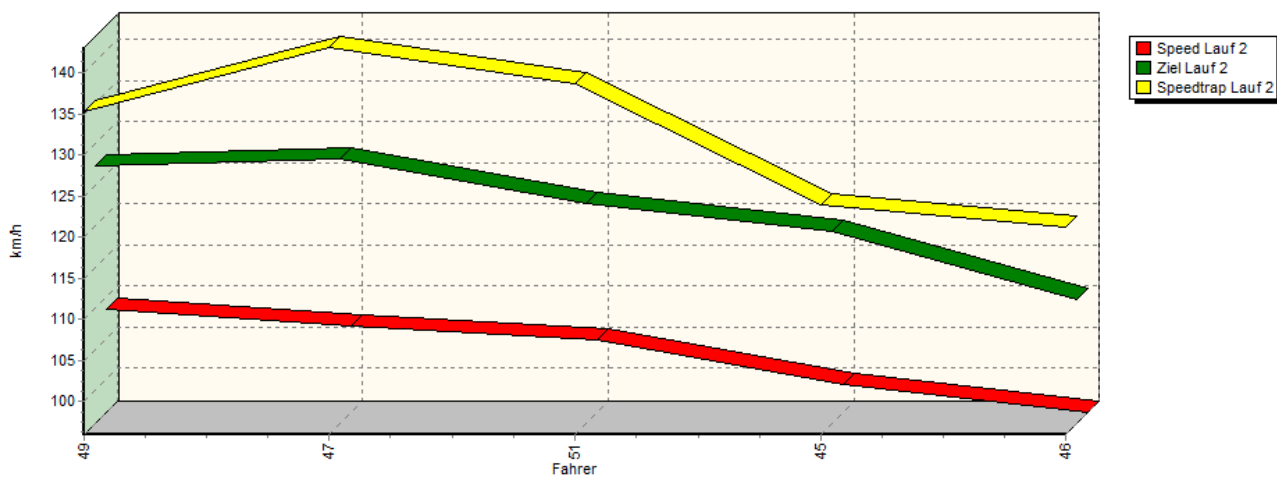
Sektor-Diagramm (Start) Lauf 1



Sektor-Diagramm (Rest) Lauf 1

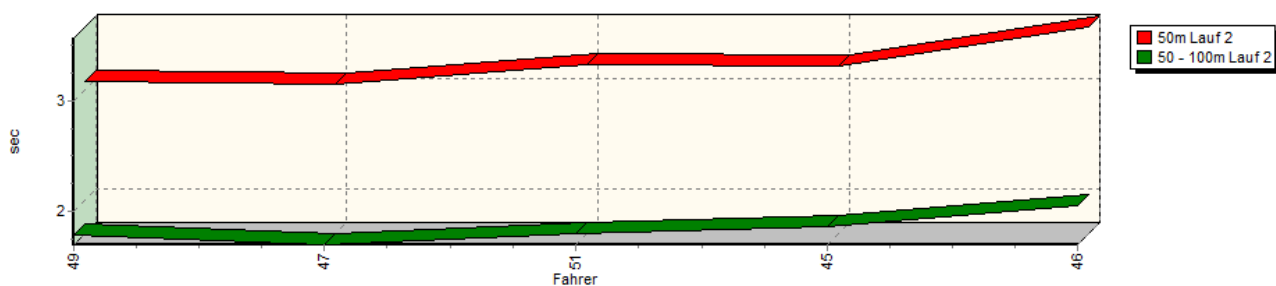


Speed-Diagramm Lauf 2

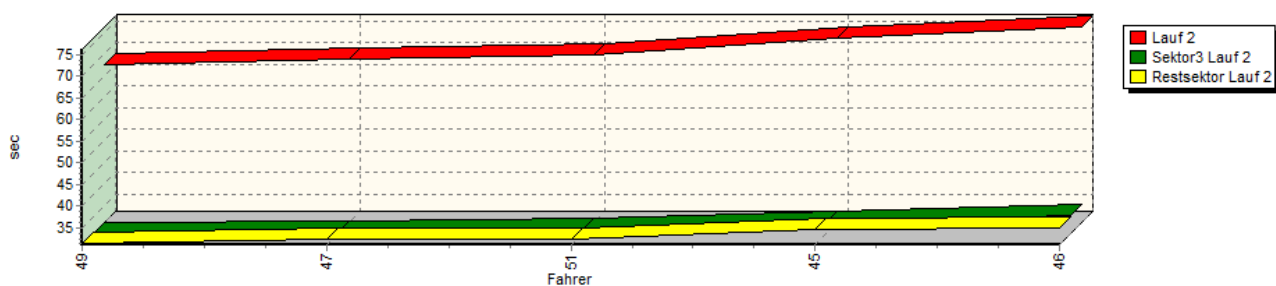


Sektorzeiten & Speeds - Rennen - Gruppe A/F/CTC

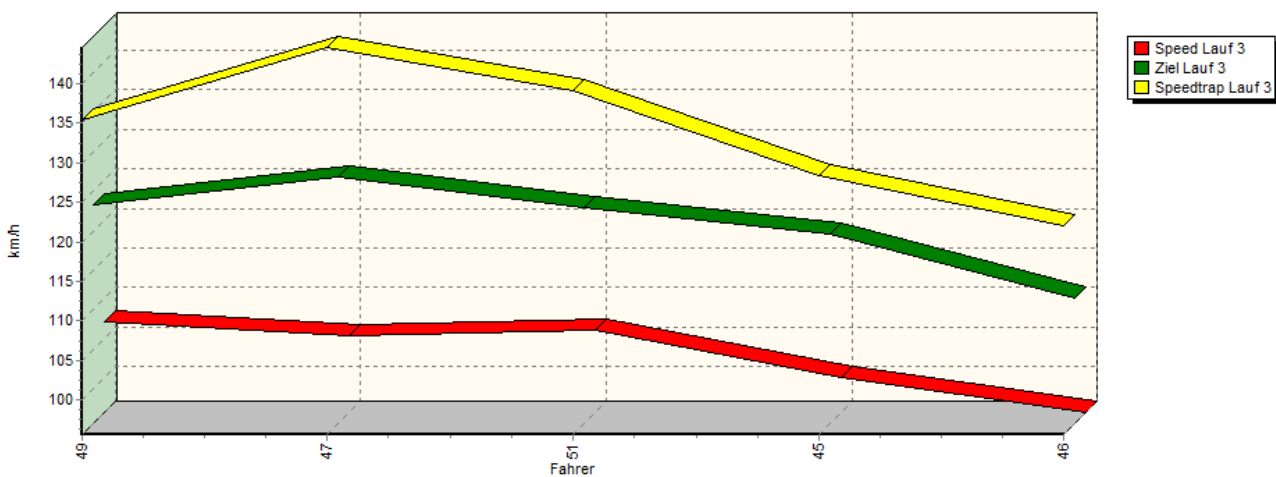
Sektor-Diagramm (Start) Lauf 2



Sektor-Diagramm (Rest) Lauf 2

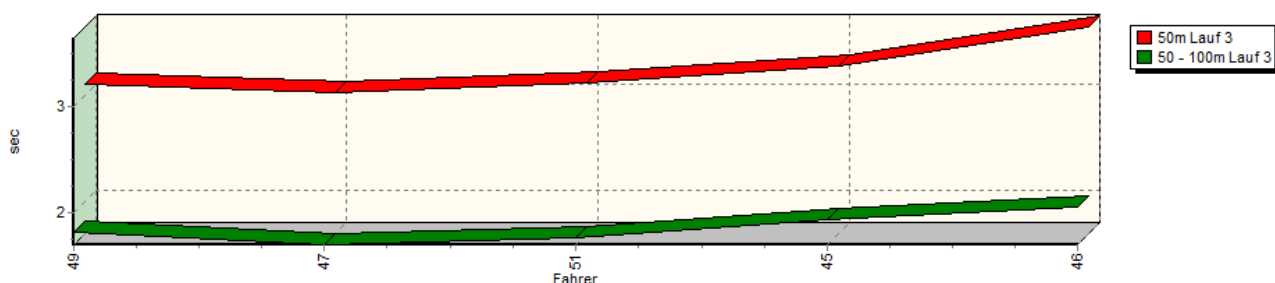


Speed-Diagramm Lauf 3

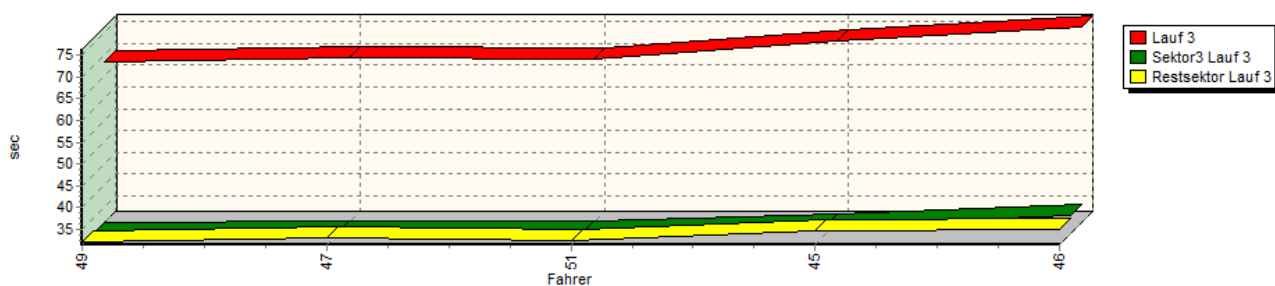


Sektorzeiten & Speeds - Rennen - Gruppe A/F/CTC

Sektor-Diagramm (Start) Lauf 3



Sektor-Diagramm (Rest) Lauf 3



Rg.	Nr.		Sektor 1 (50m)	Sektor 2 (50-100m)	Sektor 3	Speed Trap	Sektor 4	Speed (Ziel)	Laufzeit	Speed (Lauf)
1	49	WANEK Roland		Mitsubishi Lancer EVO 9						
		Lauf 1:	00:03.106	00:01.779	00:31.682	133,63 km/h	00:31.359	125,05 km/h	01:07.926	107,59 km/h
		Lauf 2:	00:03.084	00:01.778	00:31.138	135,26 km/h	00:31.403	127,34 km/h	01:07.403	108,42 km/h
		Lauf 3:	00:03.107	00:01.816	00:31.373	135,33 km/h	00:31.977	123,29 km/h	01:08.273	107,04 km/h
2	47	HERNADI Laszlo		Mitsubishi Lancer EVO 8						
		Lauf 1:	00:03.110	00:01.710	00:32.159	144,70 km/h	00:32.577	129,61 km/h	01:09.556	105,07 km/h
		Lauf 2:	00:03.053	00:01.694	00:31.462	143,08 km/h	00:32.424	128,23 km/h	01:08.633	106,48 km/h
		Lauf 3:	00:03.034	00:01.698	00:31.816	144,55 km/h	00:32.864	126,75 km/h	01:09.412	105,28 km/h
3	51	PEDRONI Gabriella		Mitsubishi Lancer EVO 8						
		Lauf 1:	00:03.268	00:01.794	00:33.135	135,39 km/h	00:33.213	120,88 km/h	01:11.410	102,34 km/h
		Lauf 2:	00:03.238	00:01.791	00:32.210	138,60 km/h	00:32.567	122,69 km/h	01:09.806	104,69 km/h
		Lauf 3:	00:03.127	00:01.767	00:31.801	139,06 km/h	00:32.276	122,88 km/h	01:08.971	105,96 km/h
4	45	VOGT Albert		Subaru Impreza						
		Lauf 1:	00:03.571	00:01.924	00:35.621	124,81 km/h	00:35.699	117,61 km/h	01:16.815	95,14 km/h
		Lauf 2:	00:03.217	00:01.860	00:33.836	123,94 km/h	00:34.658	119,38 km/h	01:13.571	99,33 km/h
		Lauf 3:	00:03.282	00:01.931	00:33.331	128,29 km/h	00:34.500	119,60 km/h	01:13.044	100,05 km/h
5	46	NEUROHR Heinz		Renault Alpine A310S						
		Lauf 1:	00:03.703	00:02.081	00:36.711	122,55 km/h	00:35.293	110,47 km/h	01:17.788	93,95 km/h
		Lauf 2:	00:03.578	00:02.049	00:35.418	121,27 km/h	00:35.123	111,05 km/h	01:16.168	95,95 km/h
		Lauf 3:	00:03.649	00:02.048	00:35.676	121,98 km/h	00:35.031	111,44 km/h	01:16.404	95,65 km/h