

Internationales 34. ADAC Bergrennen Mickhausen

3. – 5. Oktober 2014

FIA Internationaler Hill Climb Cup - Deutsche Automobil-Berg-Meisterschaft für Tourenwagen

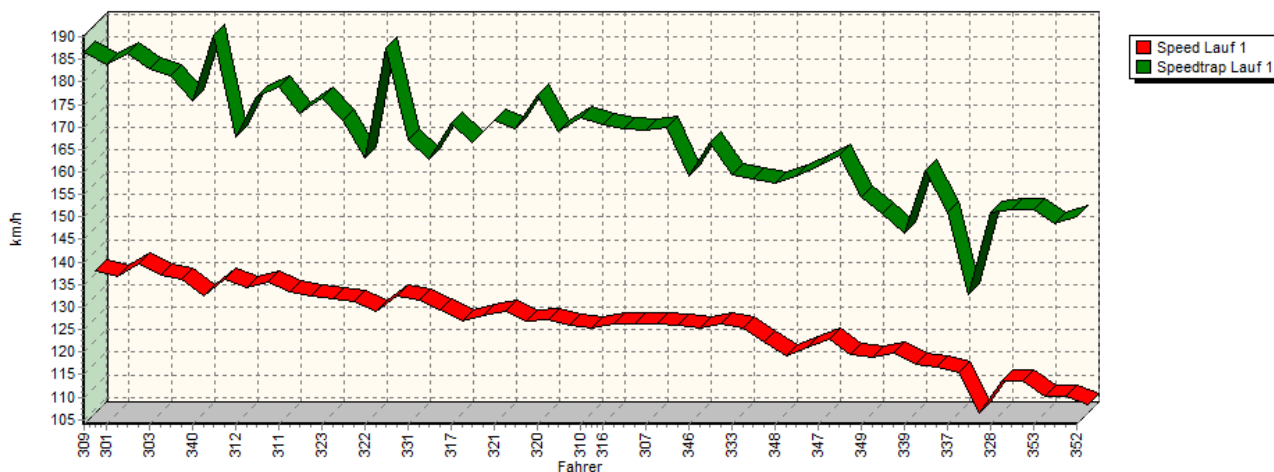
Int. Deutsche Automobil-Berg-Meisterschaft für Rennsportfahrzeuge - KW Berg-Cup Gruppe H

Österr. Automobil Berg-Meisterschaft

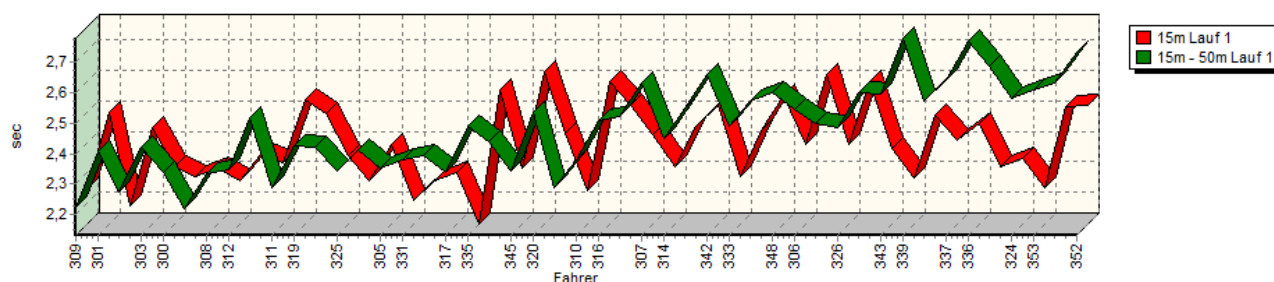


Sektorzeiten & Speeds - Gruppe H, E1, FS (DMSB), E1 (OSK) bis 2000 ccm - Klasse 18

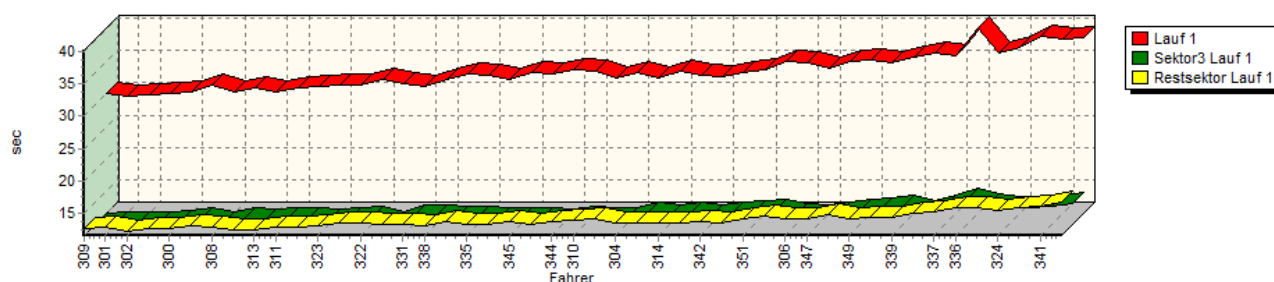
Speed-Diagramm Lauf 1



Sektor-Diagramm (Start) Lauf 1



Sektor-Diagramm (Rest) Lauf 1



Internationales 34. ADAC Bergrennen Mickhausen

3. – 5. Oktober 2014

FIA Internationaler Hill Climb Cup - Deutsche Automobil-Berg-Meisterschaft für Tourenwagen

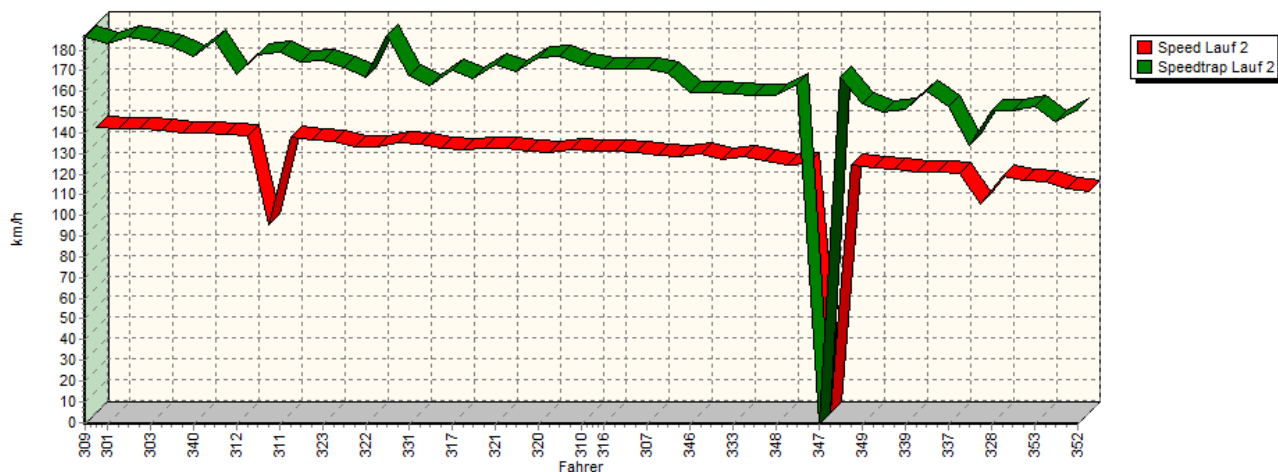
Int. Deutsche Automobil-Berg-Meisterschaft für Rennsportfahrzeuge - KW Berg-Cup Gruppe H

Österr. Automobil Berg-Meisterschaft

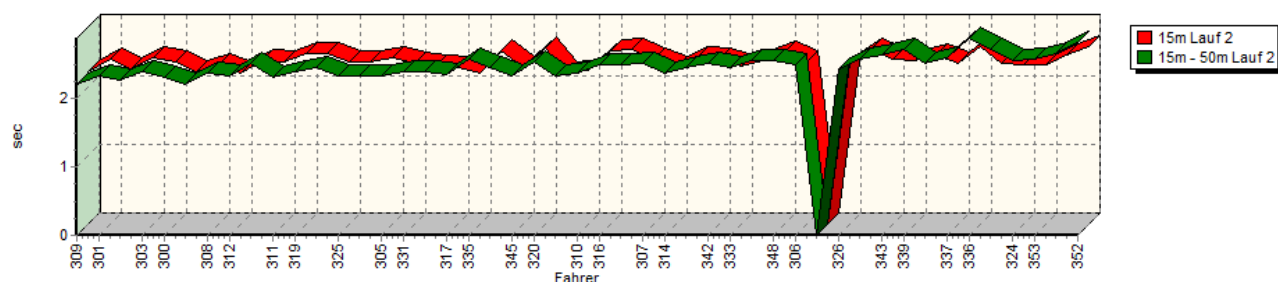


Sektorzeiten & Speeds - Gruppe H, E1, FS (DMSB), E1 (OSK) bis 2000 ccm - Klasse 18

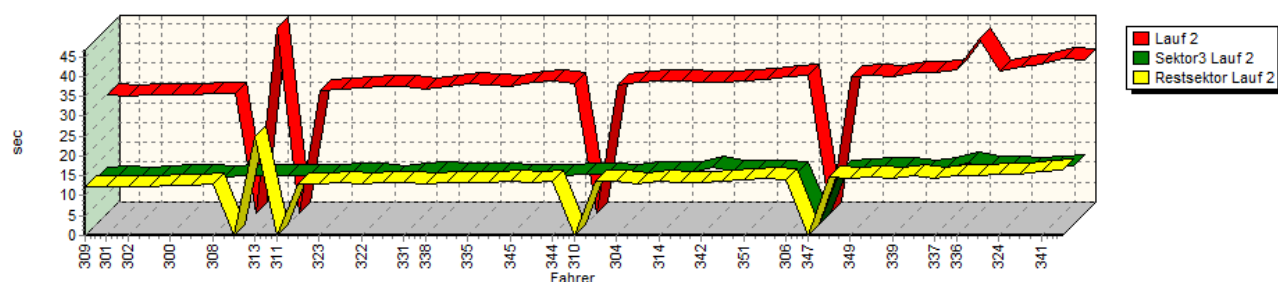
Speed-Diagramm Lauf 2



Sektor-Diagramm (Start) Lauf 2



Sektor-Diagramm (Rest) Lauf 2



Internationales 34. ADAC Bergrennen Mickhausen

3. – 5. Oktober 2014

FIA Internationaler Hill Climb Cup - Deutsche Automobil-Berg-Meisterschaft für Tourenwagen

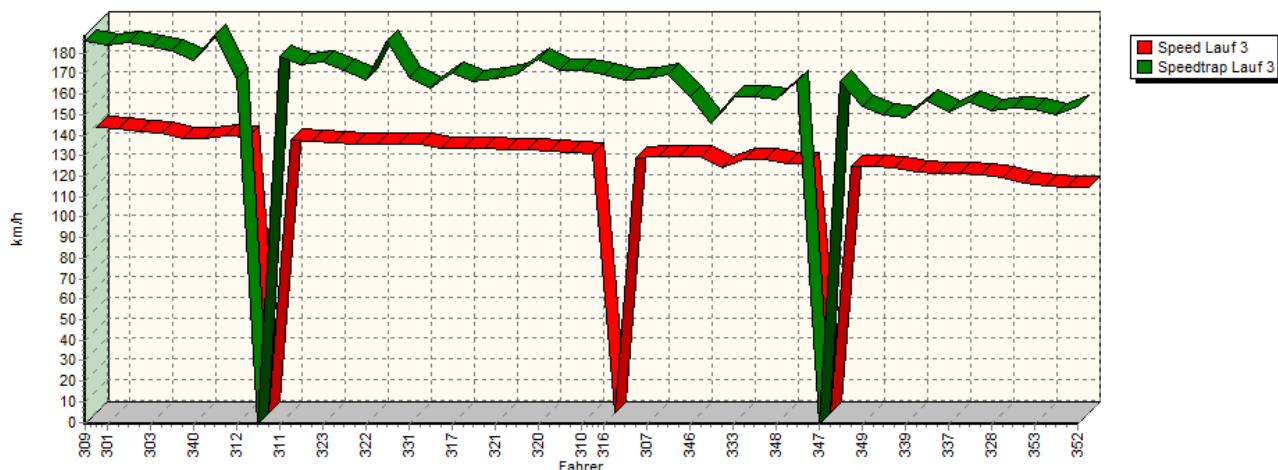
Int. Deutsche Automobil-Berg-Meisterschaft für Rennsportfahrzeuge - KW Berg-Cup Gruppe H

Österr. Automobil Berg-Meisterschaft

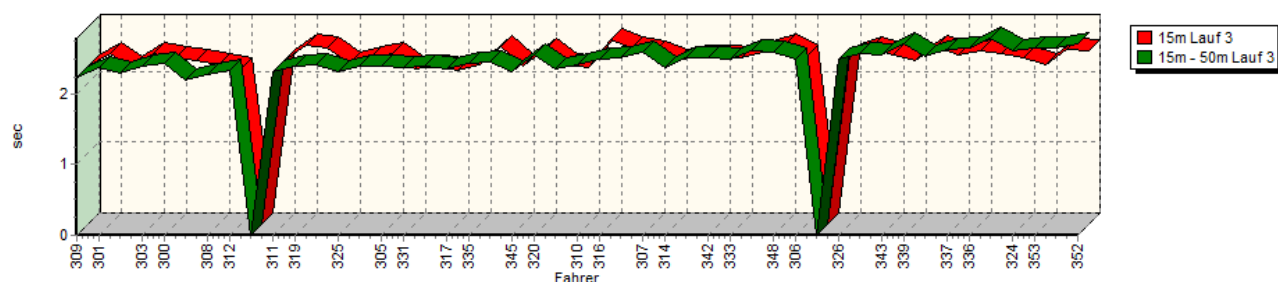


Sektorzeiten & Speeds - Gruppe H, E1, FS (DMSB), E1 (OSK) bis 2000 ccm - Klasse 18

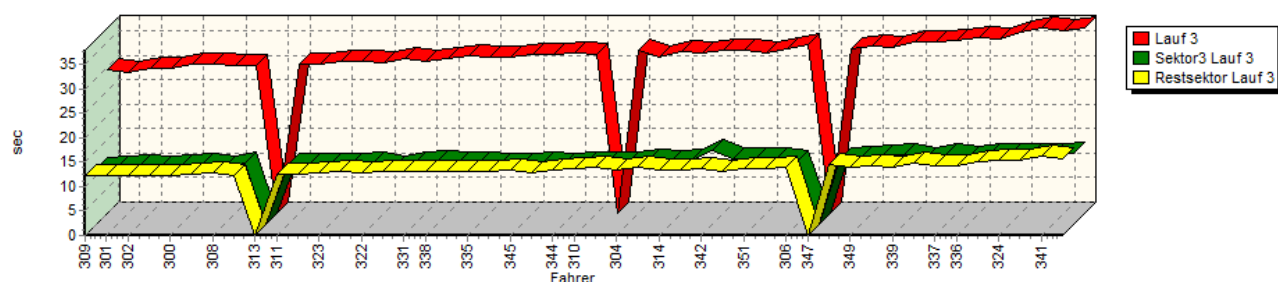
Speed-Diagramm Lauf 3



Sektor-Diagramm (Start) Lauf 3



Sektor-Diagramm (Rest) Lauf 3



Rg.	Nr.	Sektor 1 (25m)	Sektor 2 (25-80m)	Sektor 3	Speed Trap	Sektor 4	Sektor 5	Laufzeit	(Strf.)	Speed (Lauf)
1	309	NICKEL Patrik		Gerent Opel Kadett C						
		Lauf 1:	00:02.246	00:02.224	00:11.589	186,47 km/h	00:12.579	00:30.150	00:58.788	135,64 km/h
		Lauf 2:	00:02.221	00:02.207	00:11.624	186,70 km/h	00:12.298	00:29.626	00:57.976	137,54 km/h
		Lauf 3:	00:02.229	00:02.227	00:11.564	185,93 km/h	00:12.189	00:29.536	00:57.745	138,09 km/h

Internationales 34. ADAC Bergrennen Mickhausen

3. – 5. Oktober 2014

FIA Internationaler Hill Climb Cup - Deutsche Automobil-Berg-Meisterschaft für Tourenwagen

Int. Deutsche Automobil-Berg-Meisterschaft für Rennsportfahrzeuge - KW Berg-Cup Gruppe H

Österr. Automobil Berg-Meisterschaft



Sektorzeiten & Speeds - Gruppe H, E1, FS (DMSB), E1 (OSK) bis 2000 ccm - Klasse 18

Rg.	Nr.		Sektor 1 (25m)	Sektor 2 (25-80m)	Sektor 3	Speed Trap	Sektor 4	Sektor 5	Laufzeit	(Strf.)	Speed (Lauf)
2	301	WIEBE Björn	Renault Williams Wiebe Laguna								
		Lauf 1:	00:02.500	00:02.407	00:11.876	183,82 km/h	00:12.894	00:29.677	00:59.354		134,35 km/h
		Lauf 2:	00:02.399	00:02.329	00:12.017	183,22 km/h	00:12.282	00:29.283	00:58.310		136,75 km/h
		Lauf 3:	00:02.416	00:02.362	00:11.793	183,98 km/h	00:12.384	00:28.912	00:57.867		137,80 km/h
3	302	SONDERBAUER Roman	Opel Kadett C Coupé 16V								
		Lauf 1:	00:02.193	00:02.277	00:11.736	186,34 km/h	00:12.234	00:29.767	00:58.207		136,99 km/h
		Lauf 2:	00:02.270	00:02.268	00:11.724	186,42 km/h	00:12.284	00:29.782	00:58.328		136,71 km/h
		Lauf 3:	00:02.207	00:02.283	00:11.938	185,11 km/h	00:12.330	00:29.744	00:58.502		136,30 km/h
4	303	ELLER Hans Peter	VW Scirocco								
		Lauf 1:	00:02.449	00:02.419	00:11.810	182,81 km/h	00:12.569	00:30.010	00:59.257		134,57 km/h
		Lauf 2:	00:02.421	00:02.381	00:11.756	184,47 km/h	00:12.275	00:29.892	00:58.725		135,79 km/h
		Lauf 3:	00:02.407	00:02.387	00:11.821	183,45 km/h	00:12.356	00:29.819	00:58.790		135,63 km/h
5	300	ROTTENBERGER Dieter	BMW 318i E36 STW								
		Lauf 1:	00:02.322	00:02.338	00:12.122	181,23 km/h	00:12.698	00:30.184	00:59.664		133,65 km/h
		Lauf 2:	00:02.369	00:02.308	00:12.090	181,49 km/h	00:12.565	00:29.786	00:59.118		134,88 km/h
		Lauf 3:	00:02.349	00:02.430	00:12.129	181,44 km/h	00:12.273	00:30.693	00:59.874		133,18 km/h
6	340	NEUMAYR Christopher	Ford IRS 16V								
		Lauf 1:	00:02.288	00:02.218	00:12.497	175,78 km/h	00:13.017	00:31.353	01:01.373		129,93 km/h
		Lauf 2:	00:02.222	00:02.191	00:12.085	176,78 km/h	00:12.677	00:30.130	00:59.305		134,46 km/h
		Lauf 3:	00:02.304	00:02.196	00:12.211	176,33 km/h	00:12.618	00:30.558	00:59.887		133,15 km/h
7	308	NAUMANN Peter	VW Polo G 40 1,4								
		Lauf 1:	00:02.318	00:02.332	00:11.880	190,33 km/h	00:12.910	00:30.273	00:59.713		133,54 km/h
		Lauf 2:	00:02.318	00:02.357	00:11.807	184,61 km/h	00:12.866	00:30.079	00:59.427		134,18 km/h
		Lauf 3:	00:02.255	00:02.274	00:11.655	188,64 km/h	00:12.887	00:30.327	00:59.398		134,25 km/h
8	312	WIMMER Norbert	BMW 2002 8V								
		Lauf 1:	00:02.277	00:02.348	00:12.475	167,70 km/h	00:12.545	00:30.866	01:00.511		131,78 km/h
		Lauf 2:	00:02.192	00:02.333	00:12.427	168,49 km/h	*	*	00:59.909		133,10 km/h
		Lauf 3:	00:02.195	00:02.335	00:12.438	167,80 km/h	00:12.398	00:30.363	00:59.729		133,50 km/h
9	313	REICH Markus	VW Golf II 16V								
		Lauf 1:	00:02.363	00:02.518	00:12.223	176,66 km/h	00:12.479	00:30.303	00:59.886		133,15 km/h
		Lauf 2:	00:02.384	00:02.503	00:12.115	178,05 km/h	00:24.727	00:46.577	01:28.306		90,30 km/h
		Lauf 3:	*	*	*	* km/h	*	*	*		* km/h
10	311	FINK Marco	BMW 320si WTCC								
		Lauf 1:	00:02.332	00:02.289	00:12.356	178,92 km/h	00:12.938	00:30.998	01:00.913		130,91 km/h
		Lauf 2:	00:02.372	00:02.295	00:12.365	179,20 km/h	*	*	01:00.158		132,55 km/h
		Lauf 3:	00:02.312	00:02.314	00:12.256	178,54 km/h	00:12.569	00:30.711	01:00.162		132,54 km/h
11	319	LAMPERT Christoph	VW Golf GTI 16V								
		Lauf 1:	00:02.539	00:02.428	00:12.449	173,10 km/h	00:12.928	00:31.061	01:01.405		129,86 km/h
		Lauf 2:	00:02.486	00:02.383	00:12.341	174,35 km/h	00:12.798	00:30.792	01:00.800		131,15 km/h
		Lauf 3:	00:02.516	00:02.394	00:12.300	174,59 km/h	00:12.712	00:30.702	01:00.624		131,53 km/h
12	323	WIEBE André	Renault Williams Wiebe Laguna								
		Lauf 1:	00:02.493	00:02.422	00:12.240	176,27 km/h	00:12.999	00:31.430	01:01.584		129,48 km/h
		Lauf 2:	00:02.491	00:02.447	00:12.198	175,20 km/h	00:12.875	00:31.237	01:01.248		130,19 km/h
		Lauf 3:	00:02.485	00:02.397	00:12.184	175,51 km/h	00:12.727	00:31.170	01:00.963		130,80 km/h

Internationales 34. ADAC Bergrennen Mickhausen

3. – 5. Oktober 2014

FIA Internationaler Hill Climb Cup - Deutsche Automobil-Berg-Meisterschaft für Tourenwagen

Int. Deutsche Automobil-Berg-Meisterschaft für Rennsportfahrzeuge - KW Berg-Cup Gruppe H

Österr. Automobil Berg-Meisterschaft



Sektorzeiten & Speeds - Gruppe H, E1, FS (DMSB), E1 (OSK) bis 2000 ccm - Klasse 18

Rg.	Nr.		Sektor 1 (25m)	Sektor 2 (25-80m)	Sektor 3	Speed Trap	Sektor 4	Sektor 5	Laufzeit	(Strf.)	Speed (Lauf)
13	325	REITER Nicolas	Ford Escort MK I								
		Lauf 1:	00:02.355	00:02.342	00:12.408	171,54 km/h	00:13.459	00:31.422	01:01.986		128,64 km/h
		Lauf 2:	00:02.365	00:02.323	00:12.582	171,44 km/h	00:13.317	00:31.650	01:02.237		128,12 km/h
		Lauf 3:	00:02.265	00:02.306	00:12.381	171,42 km/h	00:13.037	00:31.115	01:01.104		130,50 km/h
14	322	GREPPMEIER Andreas	Opel Kadett C								
		Lauf 1:	00:02.275	00:02.412	00:12.601	163,18 km/h	00:13.455	00:32.288	01:03.031		126,51 km/h
		Lauf 2:	00:02.355	00:02.315	00:12.663	166,75 km/h	00:13.102	00:31.929	01:02.364		127,86 km/h
		Lauf 3:	00:02.340	00:02.384	00:12.648	167,03 km/h	00:12.904	00:30.957	01:01.233		130,23 km/h
15	305	PISANO Egidio	VW Minichberger Golf I STW								
		Lauf 1:	00:02.393	00:02.354	00:11.757	187,64 km/h	00:13.213	00:31.633	01:01.350		129,98 km/h
		Lauf 2:	00:02.420	00:02.318	00:11.849	187,18 km/h	00:13.165	00:31.748	01:01.500		129,66 km/h
		Lauf 3:	00:02.403	00:02.380	00:11.768	186,22 km/h	00:13.010	00:31.721	01:01.282		130,12 km/h
16	331	OCHSNER Jürg	Opel Kadett C								
		Lauf 1:	00:02.210	00:02.378	00:12.773	167,12 km/h	00:13.203	00:31.208	01:01.772		129,09 km/h
		Lauf 2:	00:02.350	00:02.377	00:12.649	167,40 km/h	00:13.158	00:31.151	01:01.685		129,27 km/h
		Lauf 3:	00:02.182	00:02.371	00:12.609	168,30 km/h	00:13.008	00:31.127	01:01.297		130,09 km/h
17	338	TERLER Walter	Opel Krause Kadett C 8V								
		Lauf 1:	00:02.277	00:02.396	00:12.796	162,90 km/h	00:13.099	00:32.228	01:02.796		126,98 km/h
		Lauf 2:	00:02.293	00:02.382	00:12.839	162,70 km/h	00:13.074	00:32.029	01:02.617		127,34 km/h
		Lauf 3:	00:02.220	00:02.395	00:12.720	163,05 km/h	00:13.261	00:31.675	01:02.271		128,05 km/h
18	317	BODENMÜLLER Edmund	Opel Kadett C Coupé								
		Lauf 1:	00:02.301	00:02.341	00:12.649	170,76 km/h	00:13.692	00:33.127	01:04.110		124,38 km/h
		Lauf 2:	00:02.283	00:02.343	00:12.668	169,99 km/h	00:13.273	00:32.443	01:03.010		126,55 km/h
		Lauf 3:	00:02.169	00:02.341	00:12.554	170,39 km/h	00:13.058	00:32.221	01:02.343		127,91 km/h
19	335	RAUCH Michael	Opel Briegel Kadett 8V								
		Lauf 1:	00:02.133	00:02.491	00:12.679	166,61 km/h	00:13.390	00:32.769	01:03.462		125,65 km/h
		Lauf 2:	00:02.210	00:02.576	00:12.782	166,40 km/h	00:13.143	00:32.162	01:02.873		126,83 km/h
		Lauf 3:	00:02.241	00:02.420	00:12.631	166,30 km/h	00:13.045	00:32.053	01:02.390		127,81 km/h
20	321	ROIDER Franz	Ford Mondeo STW								
		Lauf 1:	00:02.571	00:02.439	00:12.440	171,36 km/h	00:13.390	00:32.205	01:03.045		126,48 km/h
		Lauf 2:	00:02.523	00:02.447	00:12.492	172,69 km/h	00:13.427	00:31.881	01:02.770		127,04 km/h
		Lauf 3:	00:02.497	00:02.454	00:12.411	167,27 km/h	00:13.216	00:31.951	01:02.529		127,53 km/h
21	345	GRAF Roland	Renault Clio RS								
		Lauf 1:	00:02.318	00:02.345	00:12.453	169,61 km/h	00:13.744	00:33.255	01:04.115		124,37 km/h
		Lauf 2:	00:02.280	00:02.315	00:12.371	169,39 km/h	00:13.598	00:32.792	01:03.356		125,86 km/h
		Lauf 3:	00:02.227	00:02.298	00:12.418	169,82 km/h	00:13.288	00:32.449	01:02.680		127,22 km/h
22	320	WIEBE Hans-Peter	Renault Williams Wiebe Laguna								
		Lauf 1:	00:02.632	00:02.535	00:12.458	176,97 km/h	00:13.205	00:33.171	01:04.001		124,59 km/h
		Lauf 2:	00:02.558	00:02.525	00:12.417	176,19 km/h	00:13.204	00:33.180	01:03.884		124,82 km/h
		Lauf 3:	00:02.474	00:02.545	00:12.560	176,79 km/h	00:12.748	00:32.479	01:02.806		126,96 km/h
23	344	BLASL Hermann	Opel Kadett C 16V								
		Lauf 1:	00:02.432	00:02.289	00:12.337	169,04 km/h	00:13.788	00:33.789	01:04.635		123,37 km/h
		Lauf 2:	00:02.202	00:02.313	00:12.123	176,81 km/h	00:13.632	00:32.695	01:02.965		126,64 km/h
		Lauf 3:	00:02.241	00:02.341	00:12.273	171,40 km/h	00:13.538	00:32.984	01:03.377		125,82 km/h

Internationales 34. ADAC Bergrennen Mickhausen

3. – 5. Oktober 2014

FIA Internationaler Hill Climb Cup - Deutsche Automobil-Berg-Meisterschaft für Tourenwagen

Int. Deutsche Automobil-Berg-Meisterschaft für Rennsportfahrzeuge - KW Berg-Cup Gruppe H

Österr. Automobil Berg-Meisterschaft



Sektorzeiten & Speeds - Gruppe H, E1, FS (DMSB), E1 (OSK) bis 2000 ccm - Klasse 18

Rg.	Nr.		Sektor 1 (25m)	Sektor 2 (25-80m)	Sektor 3	Speed Trap	Sektor 4	Sektor 5	Laufzeit	(Strf.)	Speed (Lauf)
24	310	GÖSER Günter		Opel Kadett C Coupé 16V							
		Lauf 1:	00:02.244	00:02.382	00:12.585	172,10 km/h	00:14.057	00:33.564	01:04.832		122,99 km/h
		Lauf 2:	00:02.237	00:02.371	00:12.523	173,00 km/h	*	*	01:03.435		125,70 km/h
		Lauf 3:	00:02.206	00:02.405	00:12.576	171,48 km/h	00:13.846	00:32.587	01:03.620		125,34 km/h
25	316	KNOBLICH Helmut		Peugeot 306 Maxi							
		Lauf 1:	00:02.600	00:02.509	00:12.542	170,45 km/h	00:14.272	00:32.534	01:04.457		123,71 km/h
		Lauf 2:	00:02.520	00:02.478	00:12.452	170,91 km/h	00:13.714	00:32.340	01:03.504		125,57 km/h
		Lauf 3:	00:02.595	00:02.486	00:12.495	169,91 km/h	00:13.902	*	A		* km/h
26	304	FLIK Thomas		Renault Clio Williams							
		Lauf 1:	00:02.522	00:02.522	00:12.514	169,56 km/h	00:13.471	00:33.369	01:04.398		123,82 km/h
		Lauf 2:	00:02.549	00:02.489	00:12.277	170,74 km/h	00:13.539	00:32.891	01:03.745		125,09 km/h
		Lauf 3:	00:02.482	00:02.512	00:12.658	167,17 km/h	00:13.556	00:33.553	01:04.761		123,13 km/h
27	307	SCHUSTER Jürgen		Mazda RX-7							
		Lauf 1:	00:02.427	00:02.632	00:13.233	169,22 km/h	00:13.615	00:32.519	01:04.426		123,77 km/h
		Lauf 2:	00:02.412	00:02.516	00:12.895	170,77 km/h	00:13.097	00:33.352	01:04.272		124,07 km/h
		Lauf 3:	00:02.419	00:02.579	00:13.123	167,66 km/h	00:13.914	00:32.080	01:04.115		124,37 km/h
28	314	WEISS Werner		Ford Escort Zakspeed RS 1800							
		Lauf 1:	00:02.321	00:02.448	00:12.851	169,91 km/h	00:13.546	00:33.423	01:04.589		123,46 km/h
		Lauf 2:	00:02.292	00:02.361	00:12.939	168,66 km/h	00:13.580	00:33.443	01:04.615		123,41 km/h
		Lauf 3:	00:02.317	00:02.365	00:12.747	169,82 km/h	00:13.542	00:33.247	01:04.218		124,17 km/h
29	346	NIEDERBERGER Philip		Opel Kadett C City							
		Lauf 1:	00:02.451	00:02.550	00:13.327	158,95 km/h	00:13.608	00:32.968	01:04.904		122,86 km/h
		Lauf 2:	00:02.426	00:02.450	00:13.120	159,78 km/h	00:13.328	00:32.896	01:04.220		124,17 km/h
		Lauf 3:	00:02.361	00:02.507	00:13.155	158,88 km/h	00:13.346	00:32.942	01:04.311		123,99 km/h
30	342	ALTMANN Dieter jun.		Peugeot 405 Mi 16							
		Lauf 1:	00:02.524	00:02.660	00:12.976	166,44 km/h	00:13.646	00:32.563	01:04.369		123,88 km/h
		Lauf 2:	00:02.414	00:02.506	00:14.376	159,84 km/h	00:13.407	00:32.752	01:05.455		121,82 km/h
		Lauf 3:	00:02.371	00:02.510	00:15.016	145,89 km/h	00:13.849	00:33.303	01:07.049		118,93 km/h
31	333	HATEZIC Johann		Opel Ascona B 8V							
		Lauf 1:	00:02.290	00:02.491	00:13.329	159,48 km/h	00:13.518	00:33.296	01:04.924		122,82 km/h
		Lauf 2:	00:02.310	00:02.436	00:13.338	158,76 km/h	00:13.544	00:33.149	01:04.777		123,10 km/h
		Lauf 3:	00:02.350	00:02.492	00:13.321	158,84 km/h	00:13.267	00:33.434	01:04.864		122,93 km/h
32	351	BURRI Rolf		Opel Kadett C							
		Lauf 1:	00:02.438	00:02.571	00:13.525	158,38 km/h	00:14.240	00:33.724	01:06.498		119,91 km/h
		Lauf 2:	00:02.379	00:02.553	00:13.470	158,22 km/h	00:13.898	00:33.673	01:05.973		120,87 km/h
		Lauf 3:	00:02.426	00:02.601	00:13.339	158,68 km/h	00:13.730	00:32.844	01:04.940		122,79 km/h
33	348	PLEIER Alexander		Opel Kadett C Coupé							
		Lauf 1:	00:02.556	00:02.601	00:13.643	157,65 km/h	00:14.517	00:35.050	01:08.367		116,64 km/h
		Lauf 2:	00:02.502	00:02.550	00:13.395	158,14 km/h	00:14.245	00:34.222	01:06.914		119,17 km/h
		Lauf 3:	00:02.518	00:02.591	00:13.361	157,46 km/h	00:13.788	00:33.727	01:05.985		120,85 km/h
34	306	FLIK Beatrice		Renault Megane Cup							
		Lauf 1:	00:02.396	00:02.544	00:13.147	158,93 km/h	00:14.270	00:34.840	01:07.197		118,67 km/h
		Lauf 2:	00:02.370	00:02.493	00:12.945	163,24 km/h	00:14.059	00:34.762	01:06.629		119,68 km/h
		Lauf 3:	00:02.358	00:02.494	00:12.958	166,46 km/h	00:13.923	00:34.515	01:06.248		120,37 km/h

Internationales 34. ADAC Bergrennen Mickhausen

3. – 5. Oktober 2014

FIA Internationaler Hill Climb Cup - Deutsche Automobil-Berg-Meisterschaft für Tourenwagen

Int. Deutsche Automobil-Berg-Meisterschaft für Rennsportfahrzeuge - KW Berg-Cup Gruppe H

Österr. Automobil Berg-Meisterschaft



Sektorzeiten & Speeds - Gruppe H, E1, FS (DMSB), E1 (OSK) bis 2000 ccm - Klasse 18

Rg.	Nr.		Sektor 1 (25m)	Sektor 2 (25-80m)	Sektor 3	Speed Trap	Sektor 4	Sektor 5	Laufzeit	(Strf.)	Speed (Lauf)
35	347	SPIESS Erwin		Renault Clio RS							
		Lauf 1:	00:02.622	00:02.499	00:12.975	161,20 km/h	00:14.232	00:33.965	01:06.293		120,28 km/h
		Lauf 2:	*	*	*	* km/h	*	*	*		* km/h
		Lauf 3:	*	*	*	* km/h	*	*	*		* km/h
36	326	LADAGE Uwe		BMW 320							
		Lauf 1:	00:02.392	00:02.484	00:13.351	163,72 km/h	00:14.790	00:35.078	01:08.095		117,10 km/h
		Lauf 2:	00:02.345	00:02.434	00:13.444	166,89 km/h	00:14.672	00:34.202	01:07.097		118,84 km/h
		Lauf 3:	00:02.377	00:02.495	00:13.423	166,12 km/h	00:14.590	00:33.803	01:06.688		119,57 km/h
37	349	GRÜNIG Stefan		VW Golf 8V							
		Lauf 1:	00:02.598	00:02.599	00:13.822	154,31 km/h	00:14.252	00:35.258	01:08.529		116,36 km/h
		Lauf 2:	00:02.539	00:02.561	00:13.625	154,13 km/h	00:14.239	00:34.712	01:07.676		117,83 km/h
		Lauf 3:	00:02.490	00:02.563	00:13.620	154,00 km/h	00:13.875	00:34.167	01:06.715		119,52 km/h
38	343	BODENMÜLLER Michael		Renault Clio RS Cup							
		Lauf 1:	00:02.382	00:02.595	00:13.877	150,64 km/h	00:14.338	00:34.803	01:07.995		117,27 km/h
		Lauf 2:	00:02.411	00:02.635	00:14.017	150,05 km/h	00:14.656	00:34.416	01:08.135		117,03 km/h
		Lauf 3:	00:02.387	00:02.553	00:13.919	149,84 km/h	00:14.369	00:34.084	01:07.312		118,46 km/h
39	339	FISCHER Marc		Opel Kadett C Coupé							
		Lauf 1:	00:02.283	00:02.778	00:14.373	146,43 km/h	00:14.470	00:35.620	01:09.524		114,69 km/h
		Lauf 2:	00:02.379	00:02.720	00:14.074	151,14 km/h	00:14.373	00:35.318	01:08.864		115,79 km/h
		Lauf 3:	00:02.317	00:02.711	00:14.265	148,42 km/h	00:14.141	00:35.122	01:08.556		116,31 km/h
40	350	KUMMER Reto		Renault Clio RS III Cup							
		Lauf 1:	00:02.492	00:02.570	00:13.543	160,17 km/h	00:14.974	00:36.216	01:09.795		114,25 km/h
		Lauf 2:	00:02.471	00:02.508	00:13.385	159,90 km/h	00:15.070	00:35.329	01:08.763		115,96 km/h
		Lauf 3:	00:02.498	00:02.527	00:13.523	156,73 km/h	00:14.941	00:35.173	01:08.662		116,13 km/h
41	337	KIESER Werner		Ford Escort RS Mk II							
		Lauf 1:	00:02.408	00:02.639	00:14.391	151,11 km/h	00:15.253	00:35.927	01:10.618		112,92 km/h
		Lauf 2:	00:02.338	00:02.596	00:14.148	152,58 km/h	00:14.308	00:36.034	01:09.424		114,86 km/h
		Lauf 3:	00:02.385	00:02.628	00:14.175	150,97 km/h	00:14.406	00:35.345	01:08.939		115,67 km/h
42	336	SCHMID Thomas		Opel Frank Kadett C 8V							
		Lauf 1:	00:02.461	00:02.769	00:15.368	132,91 km/h	00:15.921	00:40.177	01:16.696		103,97 km/h
		Lauf 2:	00:02.578	00:02.873	00:15.331	133,62 km/h	00:15.013	00:43.669	01:19.464		100,35 km/h
		Lauf 3:	00:02.439	00:02.640	00:13.782	155,78 km/h	00:14.413	00:35.967	01:09.241		115,16 km/h
43	328	ALT Holger		Ford Escort RS 2000 16V							
		Lauf 1:	00:02.320	00:02.686	00:14.512	150,95 km/h	00:15.855	00:36.390	01:11.763		111,12 km/h
		Lauf 2:	00:02.338	00:02.708	00:14.378	150,71 km/h	00:15.141	00:35.632	01:10.197		113,59 km/h
		Lauf 3:	00:02.398	00:02.781	00:14.235	152,05 km/h	00:15.177	00:35.601	01:10.192		113,60 km/h
44	324	SCHWANECKE Gero		VW Golf I GTI 16 V							
		Lauf 1:	00:02.350	00:02.582	00:14.264	151,53 km/h	00:15.398	00:37.170	01:11.764		111,11 km/h
		Lauf 2:	00:02.326	00:02.553	00:14.205	150,91 km/h	00:15.480	00:36.772	01:11.336		111,78 km/h
		Lauf 3:	00:02.347	00:02.607	00:14.152	152,96 km/h	00:15.459	00:37.046	01:11.611		111,35 km/h
45	353	BUSER Lis		Opel Kadett C							
		Lauf 1:	00:02.252	00:02.610	00:14.239	151,57 km/h	00:15.978	00:38.891	01:13.970		107,80 km/h
		Lauf 2:	00:02.314	00:02.577	00:13.990	152,91 km/h	00:15.580	00:37.513	01:11.974		110,79 km/h
		Lauf 3:	00:02.248	00:02.639	00:14.342	152,70 km/h	00:15.564	00:37.865	01:12.658		109,75 km/h

Internationales 34. ADAC Bergrennen Mickhausen

3. – 5. Oktober 2014

FIA Internationaler Hill Climb Cup - Deutsche Automobil-Berg-Meisterschaft für Tourenwagen

Int. Deutsche Automobil-Berg-Meisterschaft für Rennsportfahrzeuge - KW Berg-Cup Gruppe H

Österr. Automobil Berg-Meisterschaft



Sektorzeiten & Speeds - Gruppe H, E1, FS (DMSB), E1 (OSK) bis 2000 ccm - Klasse 18

Rg.	Nr.		Sektor 1 (25m)	Sektor 2 (25-80m)	Sektor 3	Speed Trap	Sektor 4	Sektor 5	Laufzeit	(Strf.)	Speed (Lauf)
46	341	PABST Johannes		Opel Kadett D 16V							
		Lauf 1:	00:02.515	00:02.631	00:14.430	148,58 km/h	00:16.157	00:38.383	01:14.116		107,59 km/h
		Lauf 2:	00:02.457	00:02.647	00:14.499	145,64 km/h	00:15.969	00:38.771	01:14.343		107,26 km/h
		Lauf 3:	00:02.465	00:02.636	00:14.410	150,02 km/h	00:16.161	00:37.545	01:13.217		108,91 km/h
47	352	AMANN Johanna		Renault Clio Cup RS							
		Lauf 1:	00:02.520	00:02.732	00:14.744	150,10 km/h	00:16.651	00:38.778	01:15.425		105,72 km/h
		Lauf 2:	00:02.578	00:02.809	00:14.716	151,17 km/h	00:16.427	00:38.465	01:14.995		106,33 km/h
		Lauf 3:	00:02.451	00:02.710	00:14.467	154,24 km/h	00:15.651	00:37.999	01:13.278		108,82 km/h