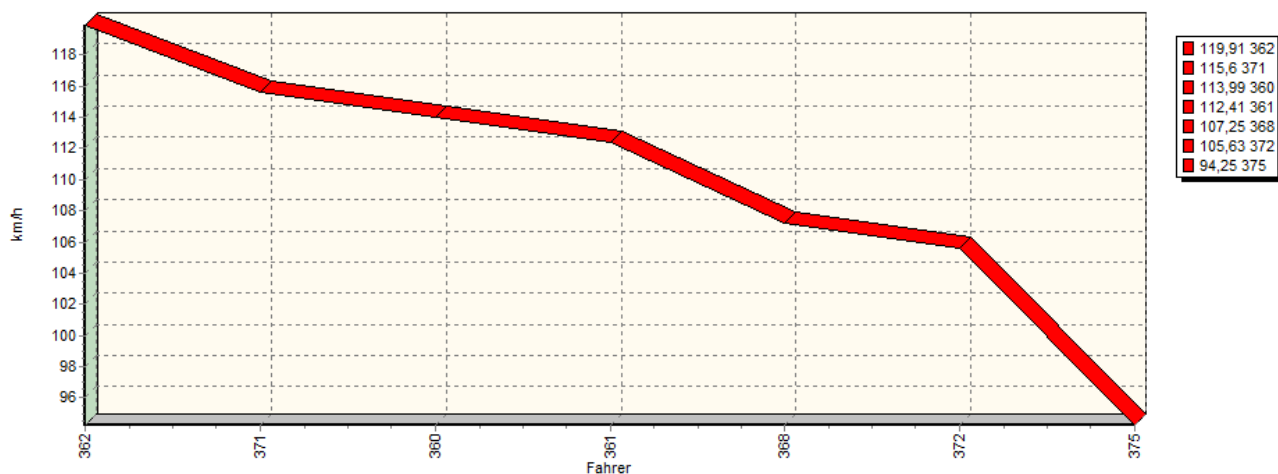
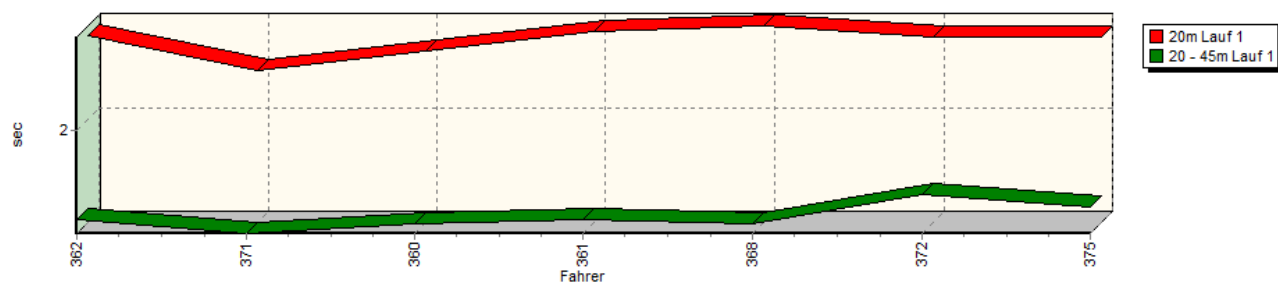


**Sektorzeiten & Speeds - Rennen - Gruppe E1/H/FS/CTC/CGT bis 1600 ccm - Klasse 27**

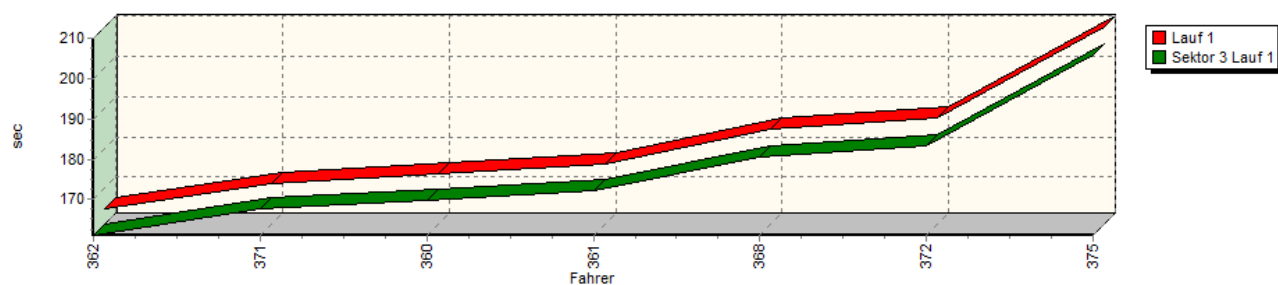
**Speed-Diagramm Lauf 1**



**Sektor-Diagramm (Start) Lauf 1**

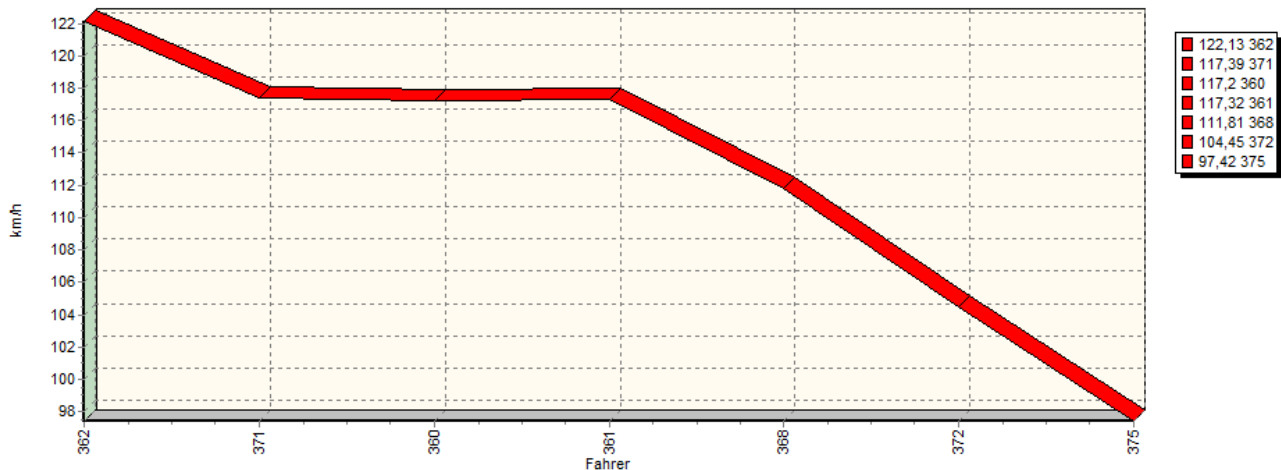


**Sektor-Diagramm (Rest) Lauf 1**

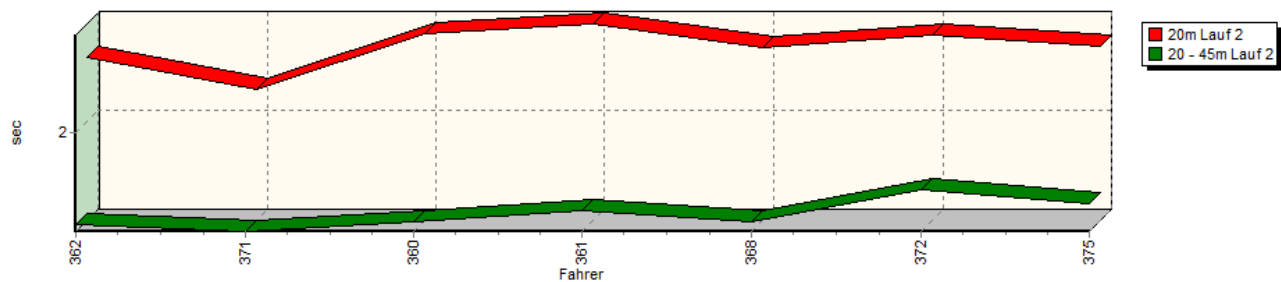


## Sektorzeiten & Speeds - Rennen - Gruppe E1/H/FS/CTC/CGT bis 1600 ccm - Klasse 27

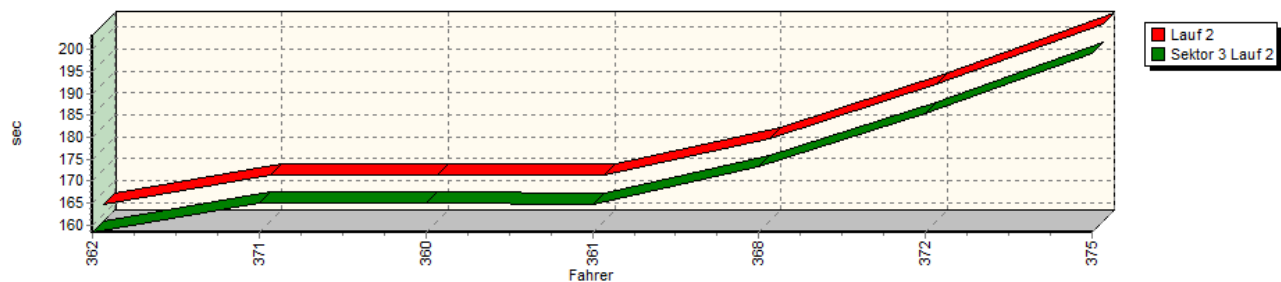
Speed-Diagramm Lauf 2



Sektor-Diagramm (Start) Lauf 2



Sektor-Diagramm (Rest) Lauf 2



| Rg. | Nr. | Sektor 1 (20m)        | Sektor 2 (20-45m) | Sektor 3          | Laufzeit  | Speed (Lauf) |
|-----|-----|-----------------------|-------------------|-------------------|-----------|--------------|
| 1   | 362 | <b>STELBERG André</b> |                   | VW Corrado        |           |              |
|     |     | Lauf 1:               | 00:02.514         | 00:01.460         | 02:41.148 | 119,91 km/h  |
|     |     | Lauf 2:               | 00:02.404         | 00:01.421         | 02:38.291 | 122,13 km/h  |
| 2   | 371 | <b>KATAJA Mikko</b>   |                   | Toyota Starlet 8V |           |              |
|     |     | Lauf 1:               | 00:02.299         | 00:01.372         | 02:47.604 | 115,60 km/h  |
|     |     | Lauf 2:               | 00:02.202         | 00:01.378         | 02:45.090 | 117,39 km/h  |

### Sektorzeiten & Speeds - Rennen - Gruppe E1/H/FS/CTC/CGT bis 1600 ccm - Klasse 27

| Rg. | Nr. |                        | Sektor 1 (20m) | Sektor 2 (20-45m) | Sektor 3  | Laufzeit  | Speed (Lauf) |
|-----|-----|------------------------|----------------|-------------------|-----------|-----------|--------------|
| 3   | 360 | <b>SCHULTE Manfred</b> |                | Citroën AX        |           |           |              |
|     |     | Lauf 1:                | 00:02.421      | 00:01.435         | 02:49.841 | 02:53.697 | 113,99 km/h  |
|     |     | Lauf 2:                | 00:02.553      | 00:01.441         | 02:44.946 | 02:48.940 | 117,20 km/h  |
| 4   | 361 | <b>MAIER Helmut</b>    |                | VW Golf           |           |           |              |
|     |     | Lauf 1:                | 00:02.541      | 00:01.453         | 02:52.141 | 02:56.135 | 112,41 km/h  |
|     |     | Lauf 2:                | 00:02.617      | 00:01.506         | 02:44.647 | 02:48.770 | 117,32 km/h  |
| 5   | 368 | <b>HESSE Lutz</b>      |                | VW Golf 16V       |           |           |              |
|     |     | Lauf 1:                | 00:02.572      | 00:01.428         | 03:00.622 | 03:04.622 | 107,25 km/h  |
|     |     | Lauf 2:                | 00:02.471      | 00:01.443         | 02:53.180 | 02:57.094 | 111,81 km/h  |
| 6   | 372 | <b>HEINDRICHS Andy</b> |                | Opel Corsa 8V     |           |           |              |
|     |     | Lauf 1:                | 00:02.508      | 00:01.612         | 03:03.332 | 03:07.452 | 105,63 km/h  |
|     |     | Lauf 2:                | 00:02.548      | 00:01.644         | 03:05.376 | 03:09.568 | 104,45 km/h  |
| 7   | 375 | <b>NOWACZYK Uwe</b>    |                | VW Golf I 8V      |           |           |              |
|     |     | Lauf 1:                | 00:02.503      | 00:01.531         | 03:26.056 | 03:30.090 | 94,25 km/h   |
|     |     | Lauf 2:                | 00:02.479      | 00:01.552         | 03:19.219 | 03:23.250 | 97,42 km/h   |