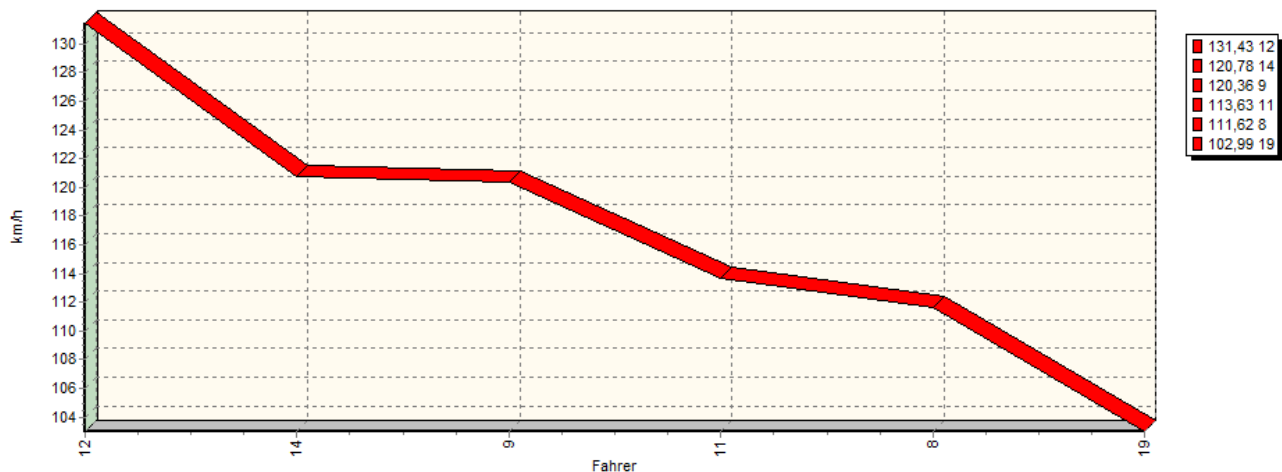
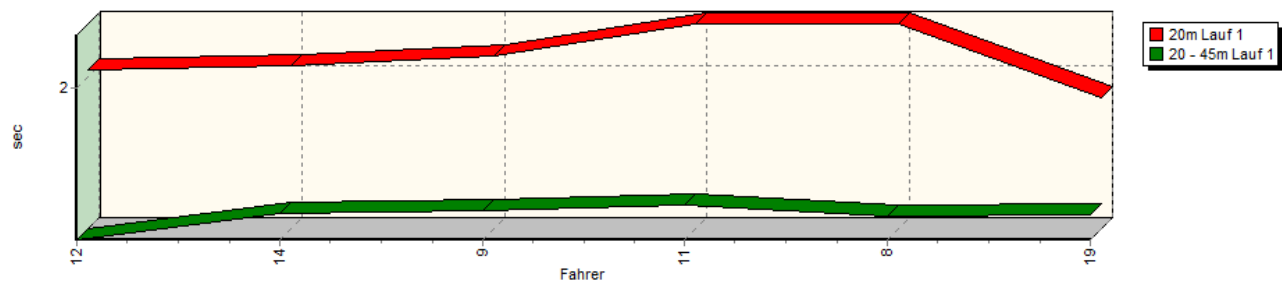


Sektorzeiten & Speeds - Rennen - Gruppe E2-SS

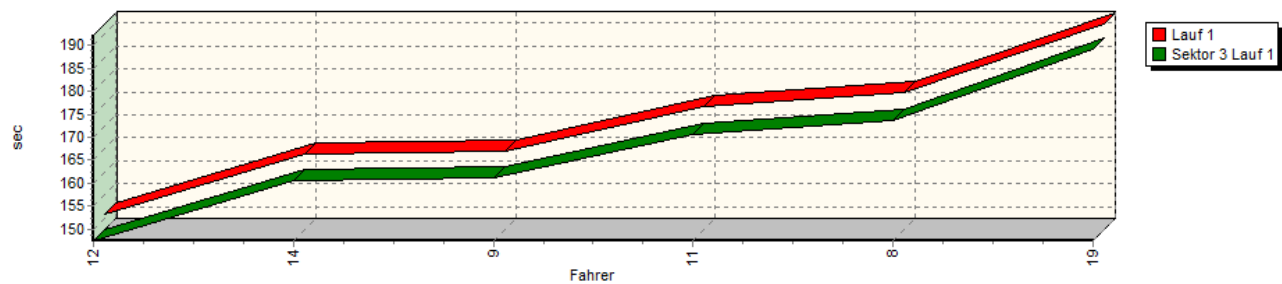
Speed-Diagramm Lauf 1



Sektor-Diagramm (Start) Lauf 1

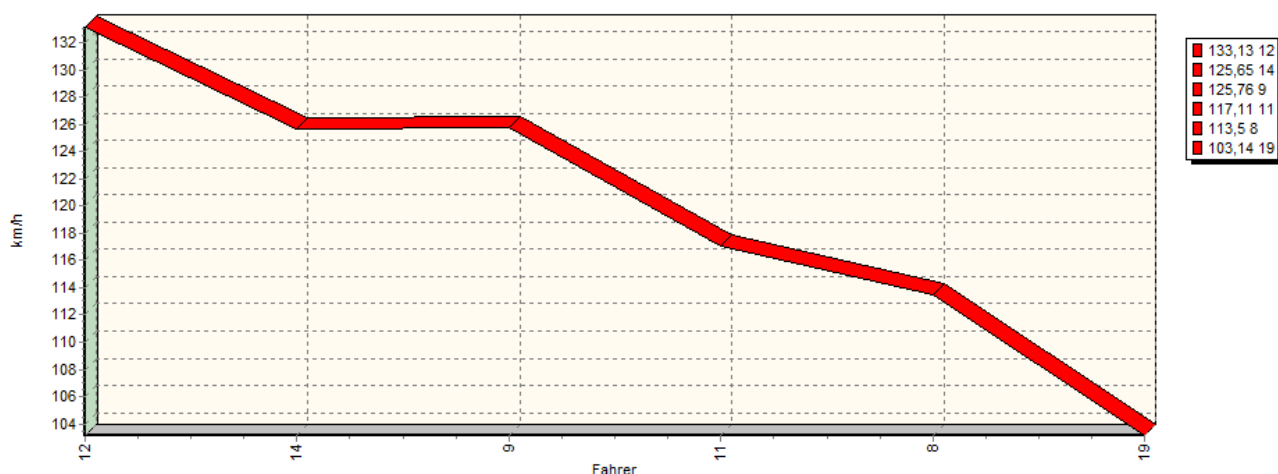


Sektor-Diagramm (Rest) Lauf 1

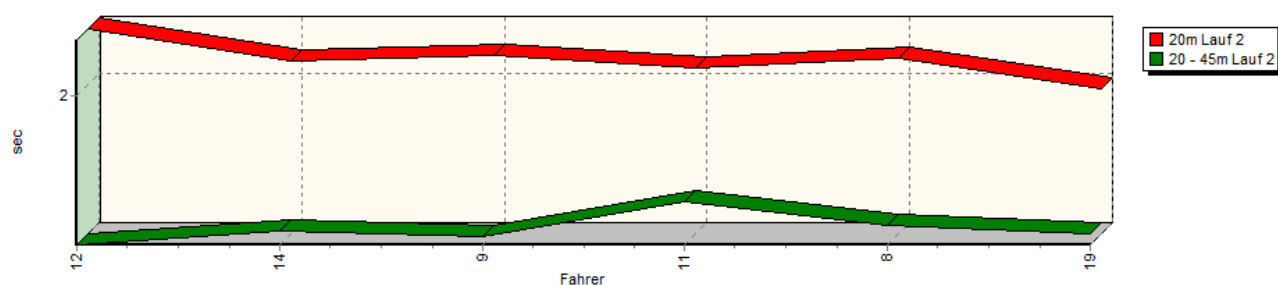


Sektorzeiten & Speeds - Rennen - Gruppe E2-SS

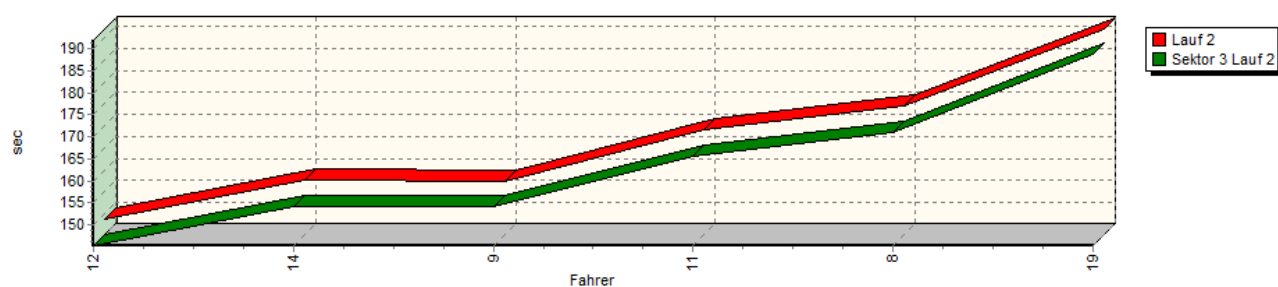
Speed-Diagramm Lauf 2



Sektor-Diagramm (Start) Lauf 2



Sektor-Diagramm (Rest) Lauf 2

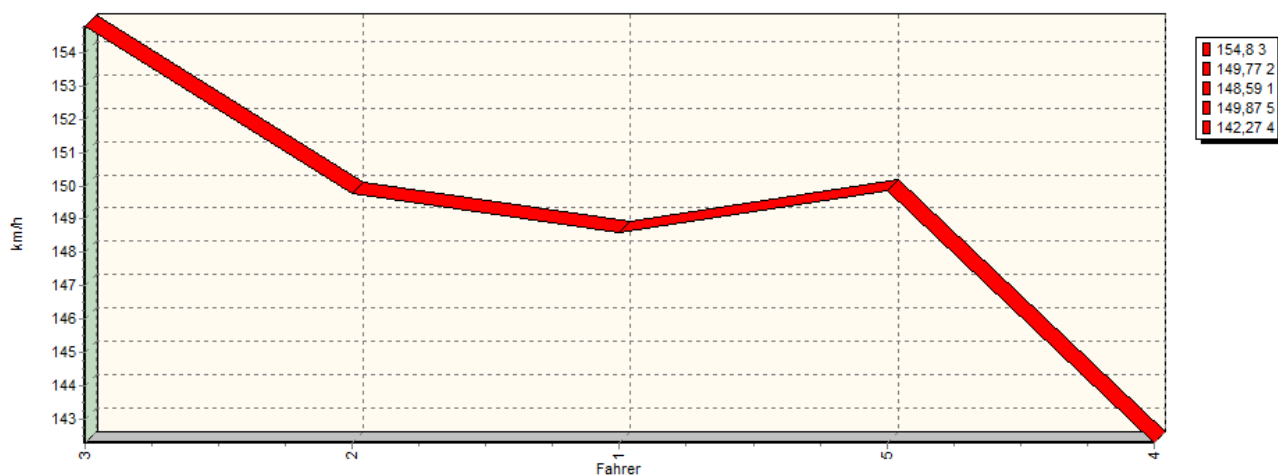


| Rg. | Nr. | Sektor 1 (20m) | Sektor 2 (20-45m) | Sektor 3 | Laufzeit | Speed (Lauf) |
|-----|-----|----------------------|-------------------|-----------------|-----------|--------------|
| 1 | 12 | SVOBODA Milan | | Dallara JSC 302 | | |
| | | Lauf 1: | 00:02.041 | 00:01.162 | 02:27.453 | 02:30.656 |
| | | Lauf 2: | 00:02.300 | 00:01.189 | 02:25.237 | 02:28.726 |
| 2 | 14 | MEIERS Robert | | Dallara F300 | | |
| | | Lauf 1: | 00:02.064 | 00:01.310 | 02:40.559 | 02:43.933 |
| | | Lauf 2: | 00:02.129 | 00:01.267 | 02:34.181 | 02:37.577 |

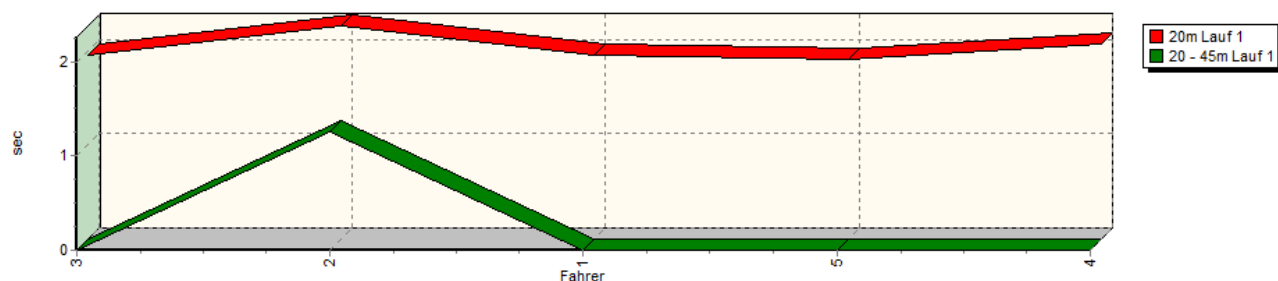
Sektorzeiten & Speeds - Rennen - Gruppe E2-SS

| Rg. | Nr. | | Sektor 1 (20m) | Sektor 2 (20-45m) | Sektor 3 | Laufzeit | Speed (Lauf) |
|-----|-----|-------------------------|----------------|--------------------|-----------|-----------|--------------|
| 3 | 9 | WOLPERT Mathieu | | BSR389 | | | |
| | | Lauf 1: | 00:02.111 | 00:01.321 | 02:41.077 | 02:44.509 | 120,36 km/h |
| | | Lauf 2: | 00:02.159 | 00:01.237 | 02:34.041 | 02:37.437 | 125,76 km/h |
| 4 | 11 | HERZ Sascha | | Dallara F393 | | | |
| | | Lauf 1: | 00:02.290 | 00:01.353 | 02:50.602 | 02:54.245 | 113,63 km/h |
| | | Lauf 2: | 00:02.088 | 00:01.422 | 02:45.568 | 02:49.078 | 117,11 km/h |
| 5 | 8 | LANG Georg | | Formel Renault | | | |
| | | Lauf 1: | 00:02.291 | 00:01.295 | 02:53.805 | 02:57.391 | 111,62 km/h |
| | | Lauf 2: | 00:02.138 | 00:01.292 | 02:51.024 | 02:54.454 | 113,50 km/h |
| 6 | 19 | DIETRICH Gerhard | | Opel Lotus Reynard | | | |
| | | Lauf 1: | 00:01.882 | 00:01.298 | 03:09.079 | 03:12.259 | 102,99 km/h |
| | | Lauf 2: | 00:01.978 | 00:01.253 | 03:08.741 | 03:11.972 | 103,14 km/h |

Speed-Diagramm Lauf 1

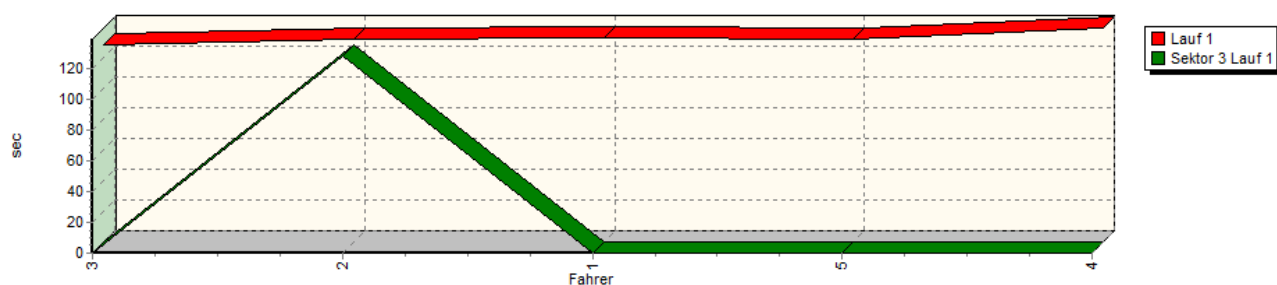


Sektor-Diagramm (Start) Lauf 1

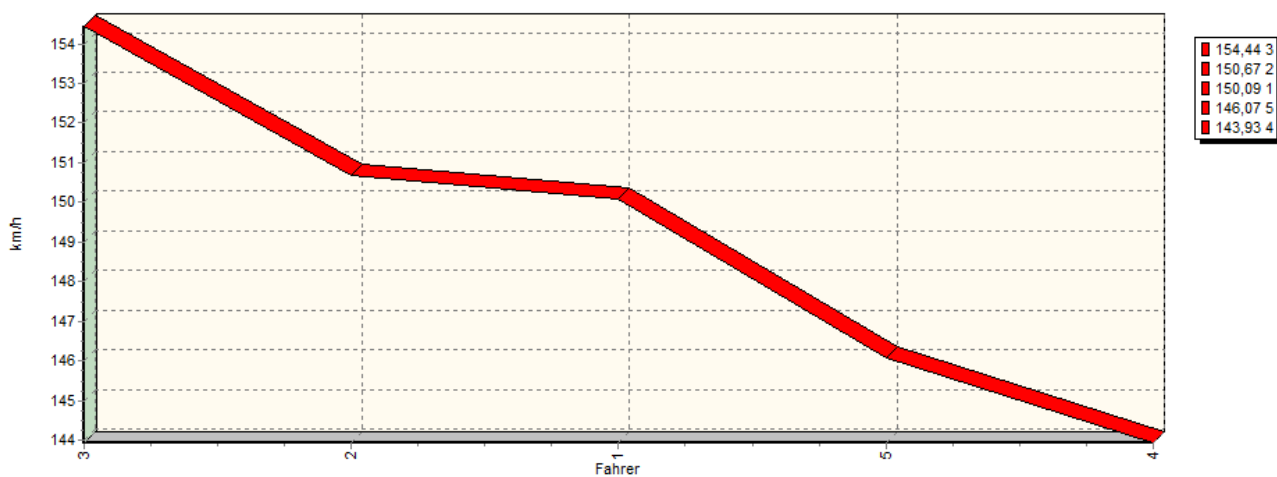


Sektorzeiten & Speeds - Rennen - Gruppe E2-SS

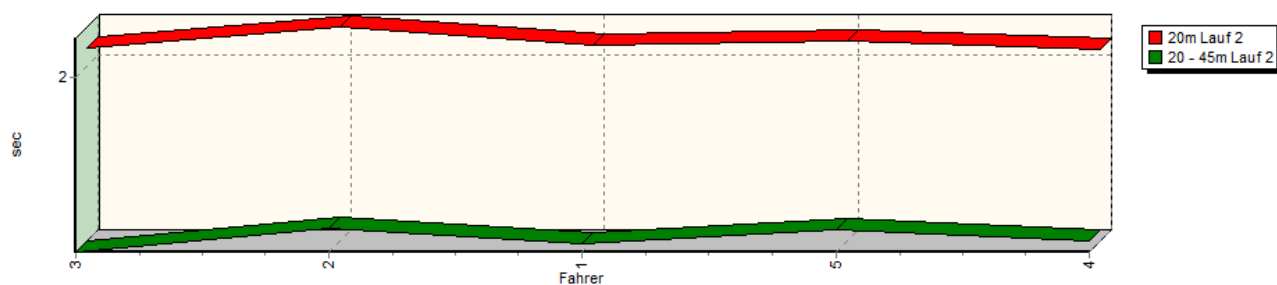
Sektor-Diagramm (Rest) Lauf 1

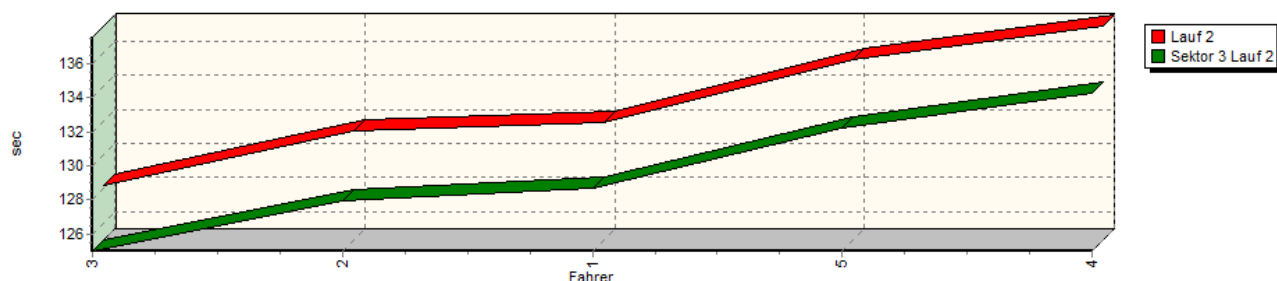


Speed-Diagramm Lauf 2



Sektor-Diagramm (Start) Lauf 2



Sektorzeiten & Speeds - Rennen - Gruppe E2-SS
Sektor-Diagramm (Rest) Lauf 2


| Rg. | Nr. | Sektor 1 (20m) | Sektor 2 (20-45m) | Sektor 3 | Laufzeit | Speed (Lauf) |
|-----|-----|-------------------------|-------------------|-----------|-----------|--------------|
| 1 | 3 | BENES Milos | Osella FA30 | | | |
| | | Lauf 1: 00:01.956 | * | * | 02:07.905 | 154,80 km/h |
| | | Lauf 2: 00:02.089 | 00:01.124 | 02:04.990 | 02:08.203 | 154,44 km/h |
| 2 | 2 | LIBER Federico | Osella FA30 | | | |
| | | Lauf 1: 00:02.265 | 00:01.265 | 02:08.672 | 02:12.202 | 149,77 km/h |
| | | Lauf 2: 00:02.195 | 00:01.244 | 02:07.976 | 02:11.415 | 150,67 km/h |
| 3 | 1 | BORMOLINI Fausto | Reynard K02 | | | |
| | | Lauf 1: 00:01.947 | * | * | 02:13.256 | 148,59 km/h |
| | | Lauf 2: 00:02.104 | 00:01.169 | 02:08.650 | 02:11.923 | 150,09 km/h |
| 4 | 5 | HAUSER David | Wolf GB08F1 | | | |
| | | Lauf 1: 00:01.905 | * | * | 02:12.113 | 149,87 km/h |
| | | Lauf 2: 00:02.126 | 00:01.238 | 02:12.188 | 02:15.552 | 146,07 km/h |
| 5 | 4 | KRAMSKY Otakar | Reynard K14 | | | |
| | | Lauf 1: 00:02.072 | * | * | 02:19.171 | 142,27 km/h |
| | | Lauf 2: 00:02.081 | 00:01.181 | 02:14.302 | 02:17.564 | 143,93 km/h |