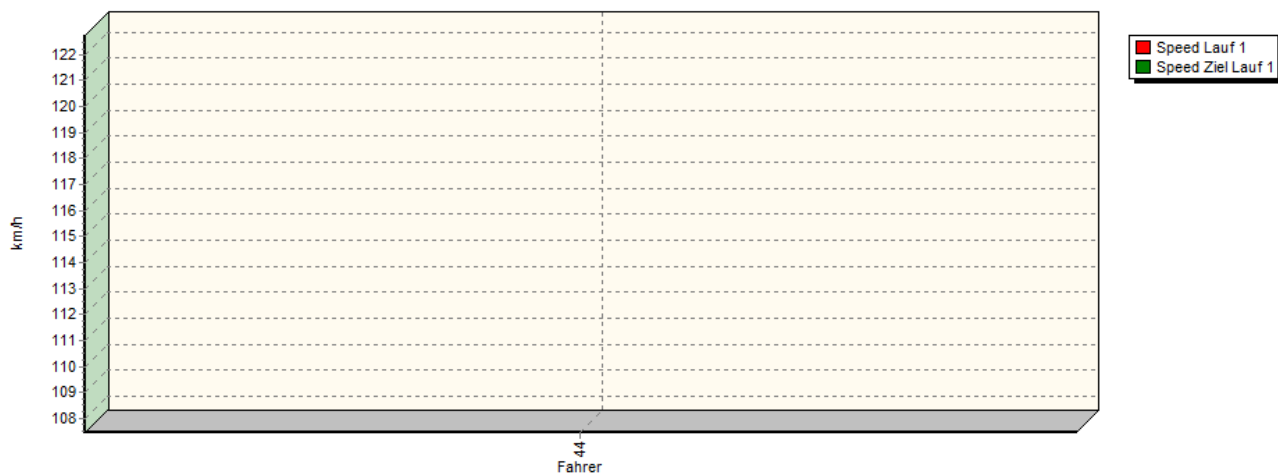


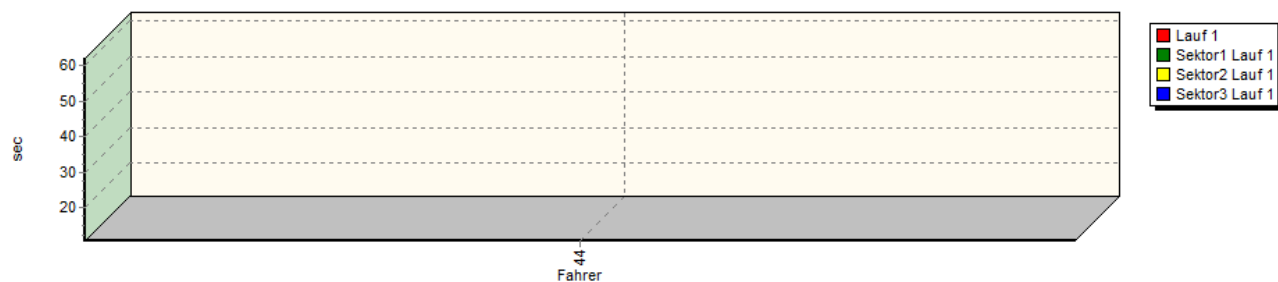
## Sektorzeiten & Speeds - Groupe E2-SS+D(F3)+E

Groupe E2-SS+D(F3)+E Classe 34a: -1300 ccm

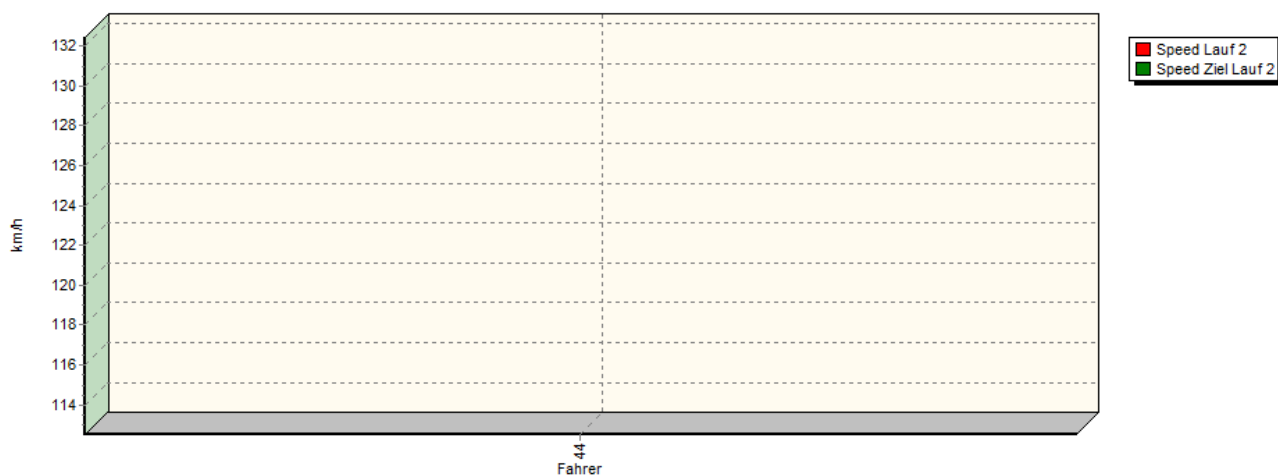
Speed-Diagramm Lauf 1



Sektor-Diagramm (Rest) Lauf 1

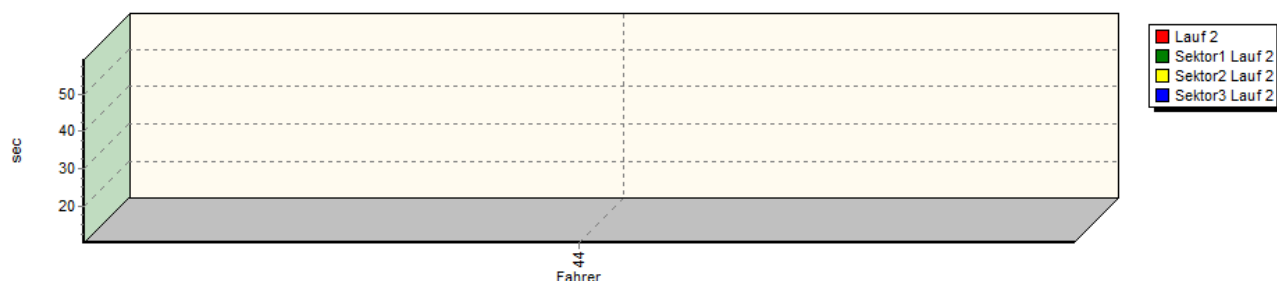


Speed-Diagramm Lauf 2

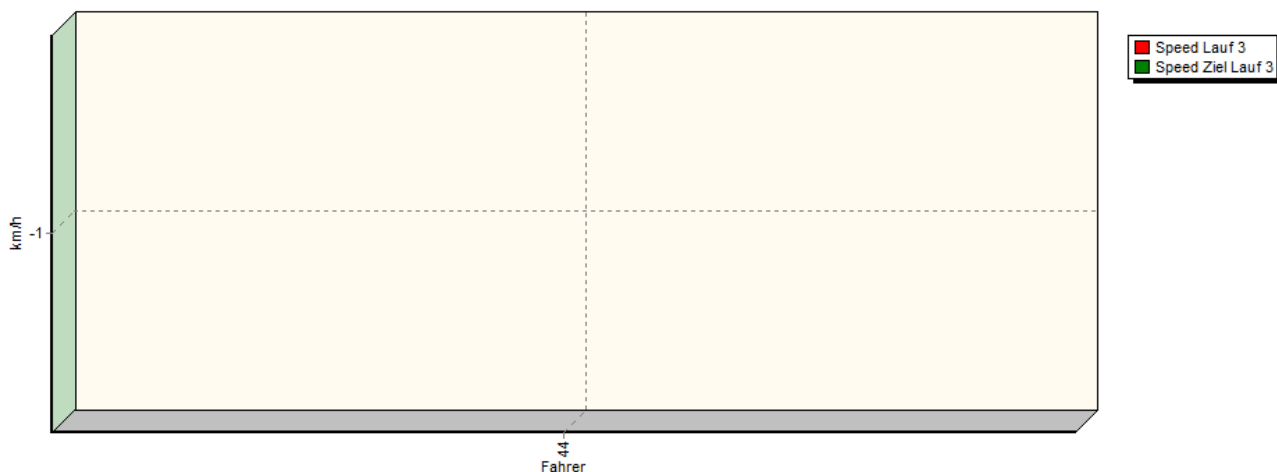


## Sektorzeiten & Speeds - Groupe E2-SS+D(F3)+E

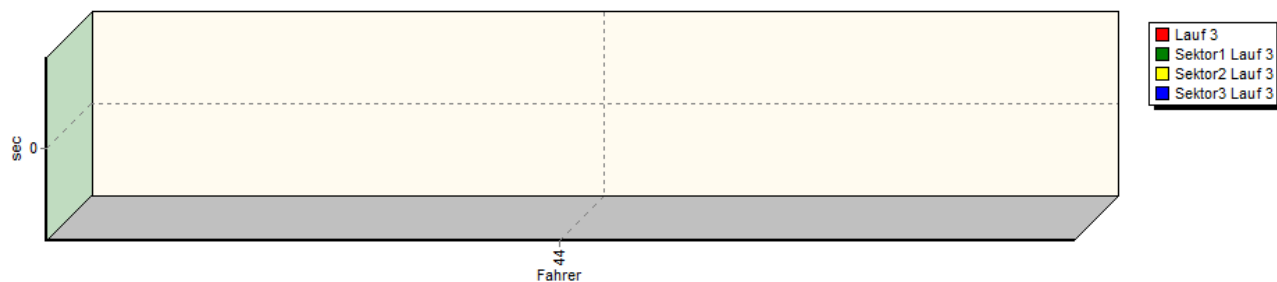
Sektor-Diagramm (Rest) Lauf 2



Speed-Diagramm Lauf 3



Sektor-Diagramm (Rest) Lauf 3

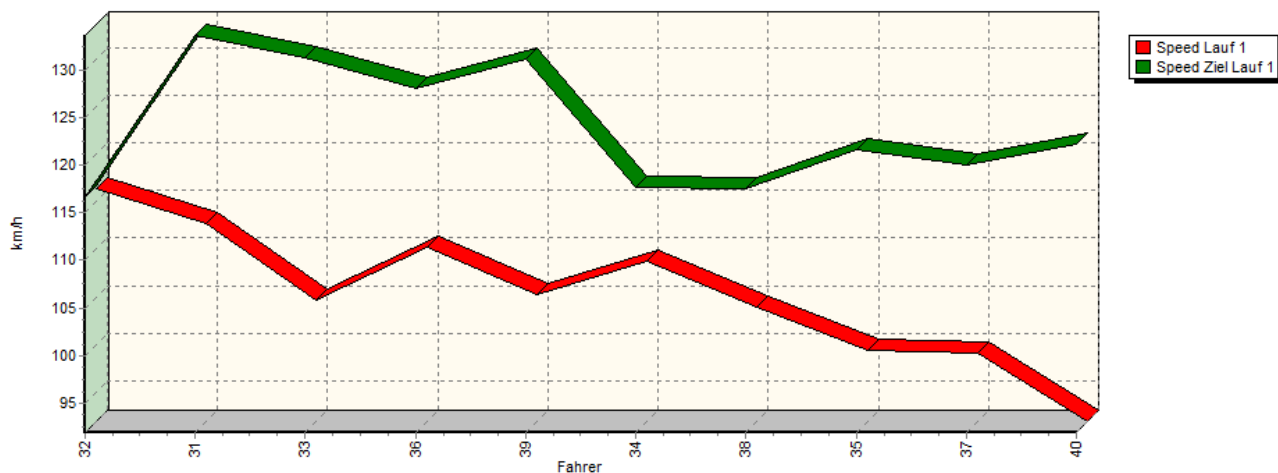


Rg.	Nr.	Sektor 1	Sektor 2	Sektor 3	Speed Ziel	Laufzeit	Speed (Lauf)	
1	44	<b>BERTIN Thierry</b>		Dallara-Suzuki PB08				
		Lauf 1:	00:20.420	00:30.855	00:10.700	122,73 km/h	01:01.975	107,46 km/h
		Lauf 2:	00:19.554	00:29.539	00:10.100	132,43 km/h	00:59.193	112,51 km/h
		Lauf 3:	*	*	*	* km/h	*	* km/h

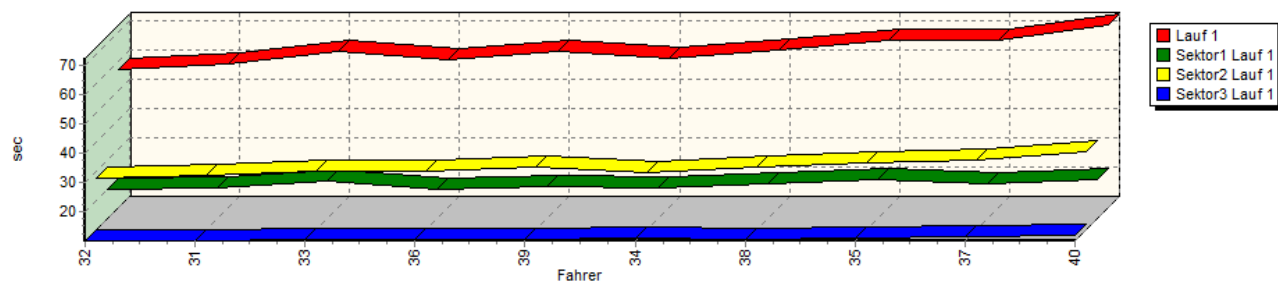
## Sektorzeiten & Speeds - Groupe E2-SS+D(F3)+E

Groupe E2-SS+D(F3)+E Classe 35: +1600-2000 ccm

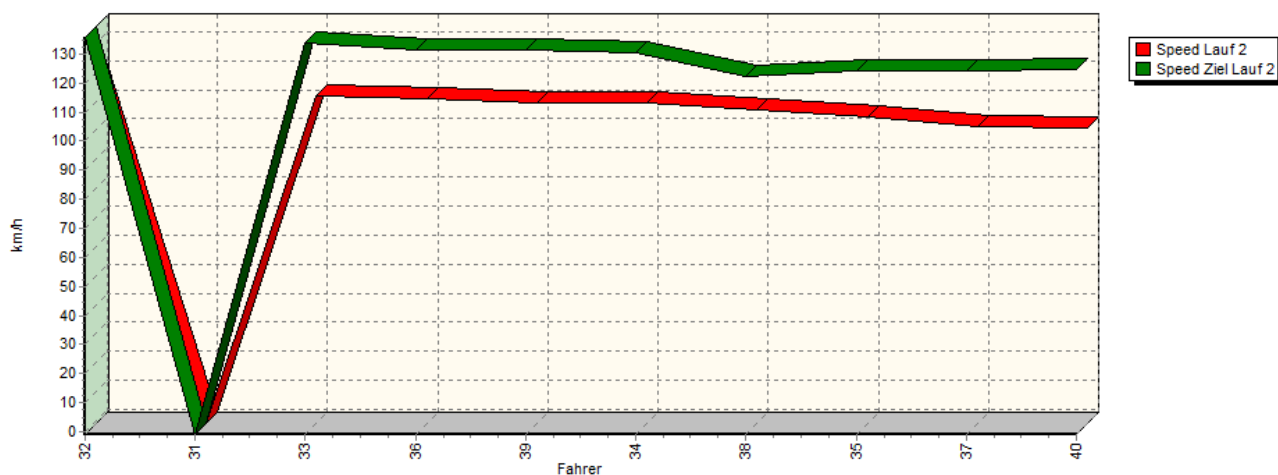
Speed-Diagramm Lauf 1



Sektor-Diagramm (Rest) Lauf 1

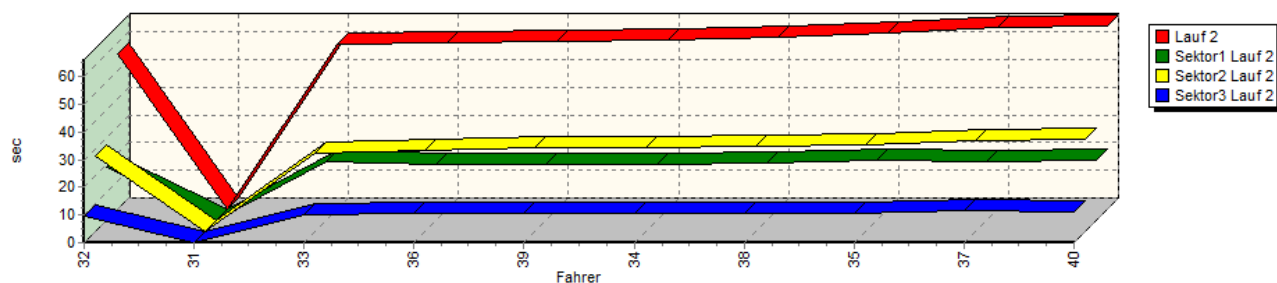


Speed-Diagramm Lauf 2

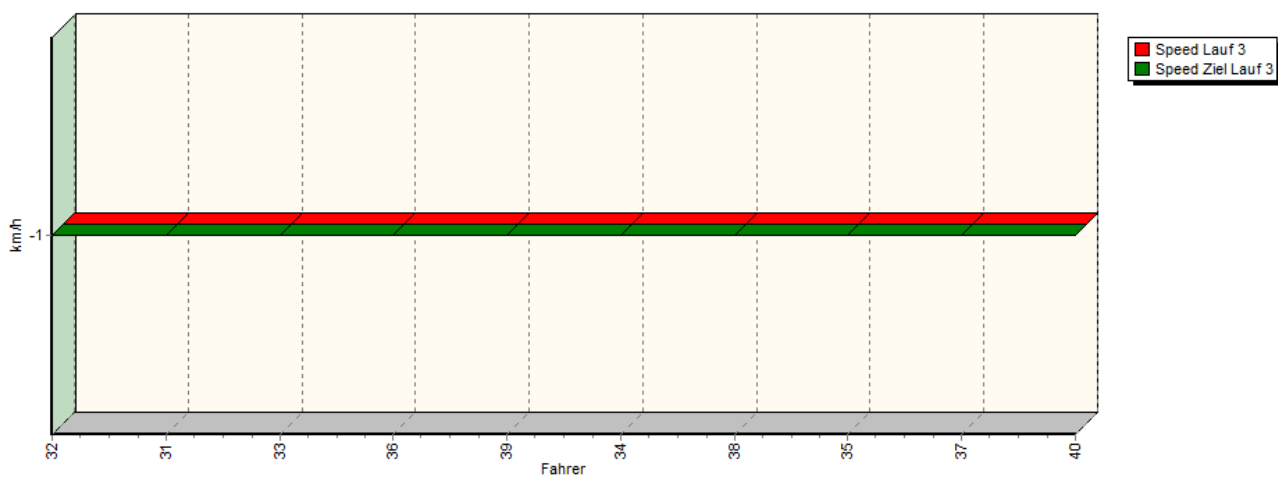


## Sektorzeiten & Speeds - Groupe E2-SS+D(F3)+E

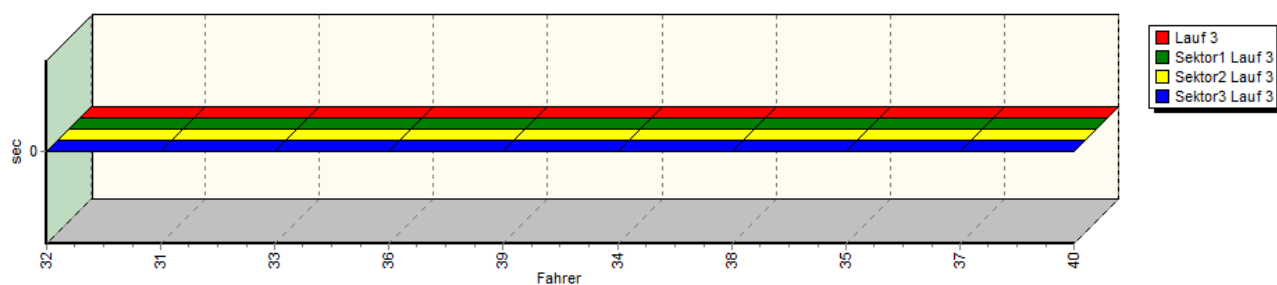
Sektor-Diagramm (Rest) Lauf 2



Speed-Diagramm Lauf 3



Sektor-Diagramm (Rest) Lauf 3



Rg.	Nr.	Sektor 1	Sektor 2	Sektor 3	Speed Ziel	Laufzeit	Speed (Lauf)	
1	32	<b>LOEUILLEUX Anthony</b>		Tatuus-Honda Formula Master				
		Lauf 1:	00:19.828	00:27.424	00:10.018	116,70 km/h	00:57.270	116,29 km/h
		Lauf 2:	00:19.032	00:27.142	00:09.845	135,72 km/h	00:56.019	118,89 km/h
		Lauf 3:	*	*	*	* km/h	*	* km/h

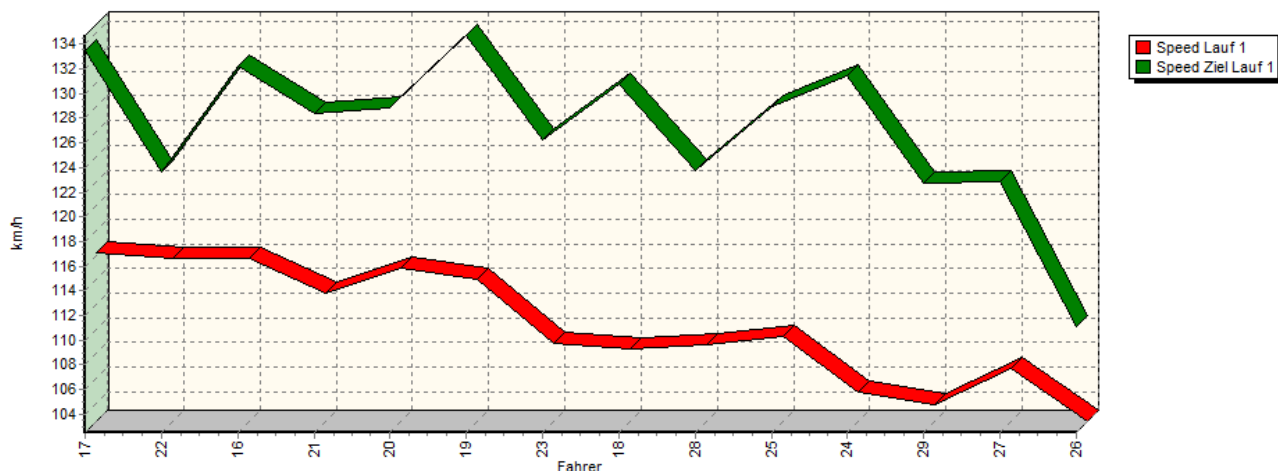
## Sektorzeiten & Speeds - Groupe E2-SS+D(F3)+E

Rg.	Nr.	Sektor 1	Sektor 2	Sektor 3	Speed Ziel	Laufzeit	Speed (Lauf)
2	31	<b>BERNEY Damien</b>	Tatuus-Honda Formula Master				
		Lauf 1: 00:20.351	00:28.532	00:10.221	133,62 km/h	00:59.104	112,68 km/h
		Lauf 2: *	*	*	* km/h	*	* km/h
		Lauf 3: *	*	*	* km/h	*	* km/h
3	33	<b>BEHNKE Peter</b>	Tatuus-Honda Formula Master				
		Lauf 1: 00:23.109	00:30.156	00:10.346	131,28 km/h	01:03.611	104,70 km/h
		Lauf 2: 00:21.295	00:28.224	00:10.056	133,68 km/h	00:59.575	111,79 km/h
		Lauf 3: *	*	*	* km/h	*	* km/h
4	36	<b>MEIERS Robert</b>	Dallara-TOMS Toyota F300				
		Lauf 1: 00:19.941	00:29.924	00:10.562	128,07 km/h	01:00.427	110,21 km/h
		Lauf 2: 00:20.435	00:29.416	00:10.368	131,48 km/h	01:00.219	110,60 km/h
		Lauf 3: *	*	*	* km/h	*	* km/h
5	39	<b>STRAGA Gregory</b>	Lotus-Vauxhall				
		Lauf 1: 00:21.069	00:31.524	00:10.700	131,14 km/h	01:03.293	105,22 km/h
		Lauf 2: 00:20.069	00:30.392	00:10.459	131,56 km/h	01:00.920	109,32 km/h
		Lauf 3: *	*	*	* km/h	*	* km/h
6	34	<b>LINDEN Léon</b>	Dallara-Opel Spiess F304				
		Lauf 1: 00:20.681	00:29.797	00:10.772	117,71 km/h	01:01.250	108,73 km/h
		Lauf 2: 00:20.245	00:30.307	00:10.475	130,65 km/h	01:01.027	109,13 km/h
		Lauf 3: *	*	*	* km/h	*	* km/h
7	38	<b>BRAQUET Roland</b>	Tatuus-Renault FR2000				
		Lauf 1: 00:21.864	00:31.517	00:10.714	117,50 km/h	01:04.095	103,91 km/h
		Lauf 2: 00:20.861	00:30.830	00:10.702	122,10 km/h	01:02.393	106,74 km/h
		Lauf 3: *	*	*	* km/h	*	* km/h
8	35	<b>HERZ Sascha</b>	Dallara-Opel Spiess F393				
		Lauf 1: 00:23.240	00:32.990	00:10.839	121,66 km/h	01:07.069	99,30 km/h
		Lauf 2: 00:21.527	00:31.464	00:10.690	124,02 km/h	01:03.681	104,59 km/h
		Lauf 3: *	*	*	* km/h	*	* km/h
9	37	<b>MARSCHALL Paul</b>	Reynard-Opel F3				
		Lauf 1: 00:22.117	00:33.823	00:11.315	120,05 km/h	01:07.255	99,03 km/h
		Lauf 2: 00:21.350	00:32.959	00:11.421	124,40 km/h	01:05.730	101,32 km/h
		Lauf 3: *	*	*	* km/h	*	* km/h
10	40	<b>VITALI Hugo</b>	Dallara-Opel F2				
		Lauf 1: 00:23.566	00:36.926	00:11.976	122,18 km/h	01:12.468	91,90 km/h
		Lauf 2: 00:21.589	00:33.334	00:11.309	124,83 km/h	01:06.232	100,55 km/h
		Lauf 3: *	*	*	* km/h	*	* km/h

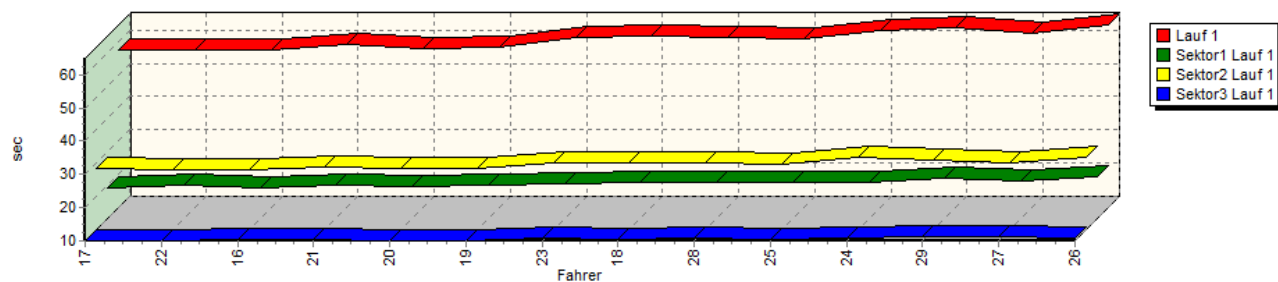
## Sektorzeiten & Speeds - Groupe E2-SS+D(F3)+E

Groupe E2-SS+D(F3)+E Classe 36: F3

Speed-Diagramm Lauf 1



Sektor-Diagramm (Rest) Lauf 1

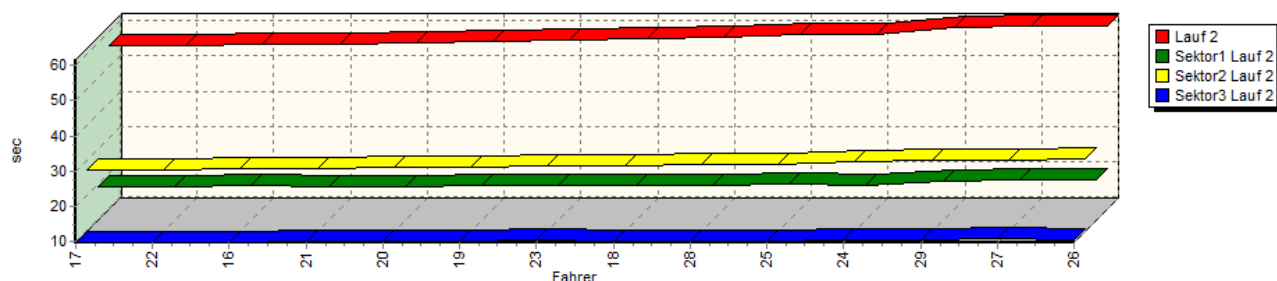


Speed-Diagramm Lauf 2

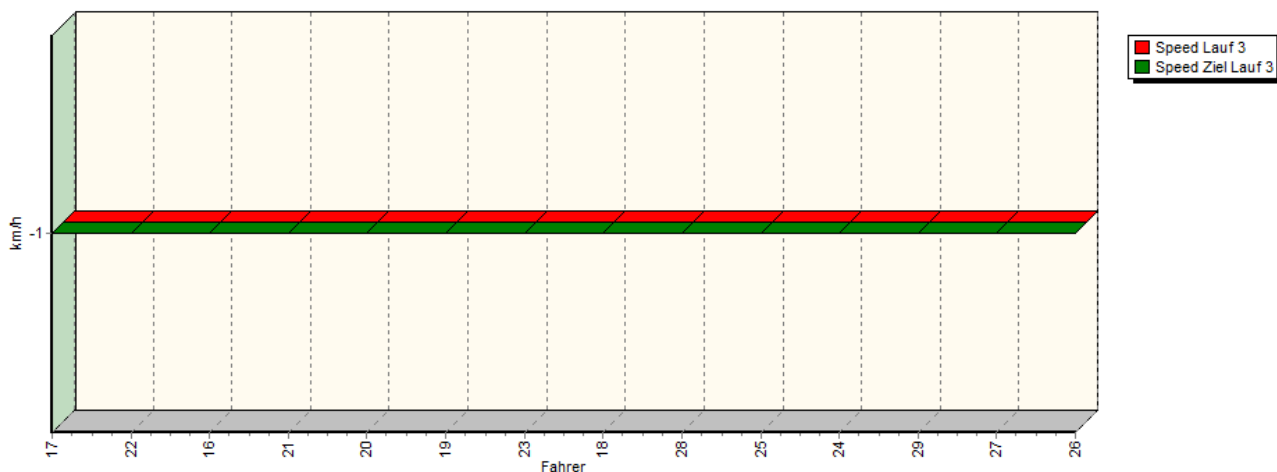


## Sektorzeiten & Speeds - Groupe E2-SS+D(F3)+E

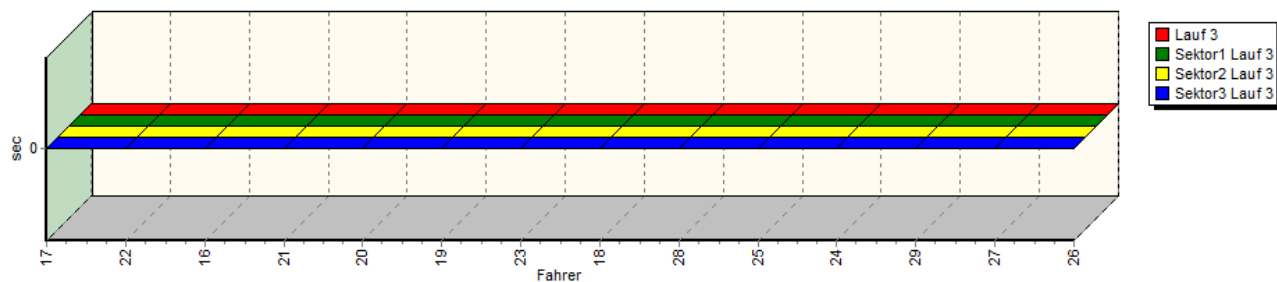
Sektor-Diagramm (Rest) Lauf 2



Speed-Diagramm Lauf 3



Sektor-Diagramm (Rest) Lauf 3



Rg.	Nr.	Sektor 1	Sektor 2	Sektor 3	Speed Ziel	Laufzeit	Speed (Lauf)	
1	17	<b>GUTH Samy</b>		Dallara-Opel F302				
		Lauf 1:	00:19.292	00:28.168	00:09.867	133,42 km/h	00:57.327	116,18 km/h
		Lauf 2:	00:18.977	00:27.265	00:09.713	132,15 km/h	00:55.955	119,02 km/h
		Lauf 3:	*	*	*	* km/h	*	* km/h



## Sektorzeiten & Speeds - Groupe E2-SS+D(F3)+E

Rg.	Nr.	Sektor 1	Sektor 2	Sektor 3	Speed Ziel	Laufzeit	Speed (Lauf)
2	22	<b>DEBARRE Jérôme</b>	Dallara-Opel Spiess F302				
		Lauf 1: 00:19.834	00:27.798	00:09.903	123,67 km/h	00:57.535	115,76 km/h
		Lauf 2: 00:19.174	00:27.158	00:09.714	132,79 km/h	00:56.046	118,83 km/h
		Lauf 3: *	*	*	* km/h	*	* km/h
3	16	<b>CHOLLEY Ludovic</b>	Dallara-Mercedes F306				
		Lauf 1: 00:19.329	00:28.110	00:10.122	132,24 km/h	00:57.561	115,70 km/h
		Lauf 2: 00:19.392	00:27.368	00:09.630	136,04 km/h	00:56.390	118,11 km/h
		Lauf 3: *	*	*	* km/h	*	* km/h
4	21	<b>DEBARRE Etienne</b>	Dallara-Opel Spiess F302				
		Lauf 1: 00:19.826	00:28.793	00:10.373	128,36 km/h	00:58.992	112,90 km/h
		Lauf 2: 00:19.299	00:27.314	00:09.901	131,39 km/h	00:56.514	117,85 km/h
		Lauf 3: *	*	*	* km/h	*	* km/h
5	20	<b>CHOLLEY Patrick</b>	Dallara-Opel Spiess F303				
		Lauf 1: 00:19.737	00:28.199	00:09.978	128,88 km/h	00:57.914	115,00 km/h
		Lauf 2: 00:19.123	00:27.728	00:09.979	129,60 km/h	00:56.830	117,19 km/h
		Lauf 3: *	*	*	* km/h	*	* km/h
6	19	<b>DEBRUYNE Frank</b>	Dallara-Opel Spiess F303				
		Lauf 1: 00:20.158	00:28.192	00:10.028	134,71 km/h	00:58.378	114,08 km/h
		Lauf 2: 00:19.724	00:27.763	00:09.971	129,25 km/h	00:57.458	115,91 km/h
		Lauf 3: *	*	*	* km/h	*	* km/h
7	23	<b>FUSILLIER Philippe</b>	Dallara-Renault F302 Sodemo				
		Lauf 1: 00:20.517	00:30.167	00:10.513	126,20 km/h	01:01.197	108,83 km/h
		Lauf 2: 00:19.363	00:28.149	00:10.345	129,47 km/h	00:57.857	115,11 km/h
		Lauf 3: *	*	*	* km/h	*	* km/h
8	18	<b>BUCKINGHAM Paul</b>	Dallara-Mercedes F305/7				
		Lauf 1: 00:20.885	00:30.196	00:10.364	130,76 km/h	01:01.445	108,39 km/h
		Lauf 2: 00:19.689	00:28.477	00:10.029	133,05 km/h	00:58.195	114,44 km/h
		Lauf 3: *	*	*	* km/h	*	* km/h
9	28	<b>SOURIS Fredericq</b>	Dallara-Renault F396				
		Lauf 1: 00:20.708	00:29.894	00:10.642	123,73 km/h	01:01.244	108,74 km/h
		Lauf 2: 00:19.682	00:28.706	00:10.171	127,33 km/h	00:58.559	113,73 km/h
		Lauf 3: *	*	*	* km/h	*	* km/h
10	25	<b>CANTE Cécile</b>	Dallara-Mercedes F305/7				
		Lauf 1: 00:20.728	00:29.829	00:10.286	128,98 km/h	01:00.843	109,46 km/h
		Lauf 2: 00:20.073	00:28.884	00:10.201	133,28 km/h	00:59.158	112,58 km/h
		Lauf 3: *	*	*	* km/h	*	* km/h
11	24	<b>BARNES Duncan</b>	Dallara-Opel F301				
		Lauf 1: 00:21.008	00:31.677	00:10.788	131,38 km/h	01:03.473	104,93 km/h
		Lauf 2: 00:19.604	00:29.411	00:10.319	131,78 km/h	00:59.334	112,25 km/h
		Lauf 3: *	*	*	* km/h	*	* km/h
12	29	<b>WOLPERT Mathieu</b>	BSR-VW 389				
		Lauf 1: 00:21.949	00:31.067	00:11.087	122,79 km/h	01:04.103	103,89 km/h
		Lauf 2: 00:20.610	00:29.903	00:10.612	125,30 km/h	01:01.125	108,96 km/h
		Lauf 3: *	*	*	* km/h	*	* km/h
13	27	<b>SAINTMARD Gilles</b>	Dallara-Opel F393				
		Lauf 1: 00:21.046	00:30.209	00:11.084	122,89 km/h	01:02.339	106,84 km/h
		Lauf 2: 00:21.039	00:29.784	00:10.680	129,62 km/h	01:01.503	108,29 km/h
		Lauf 3: *	*	*	* km/h	*	* km/h

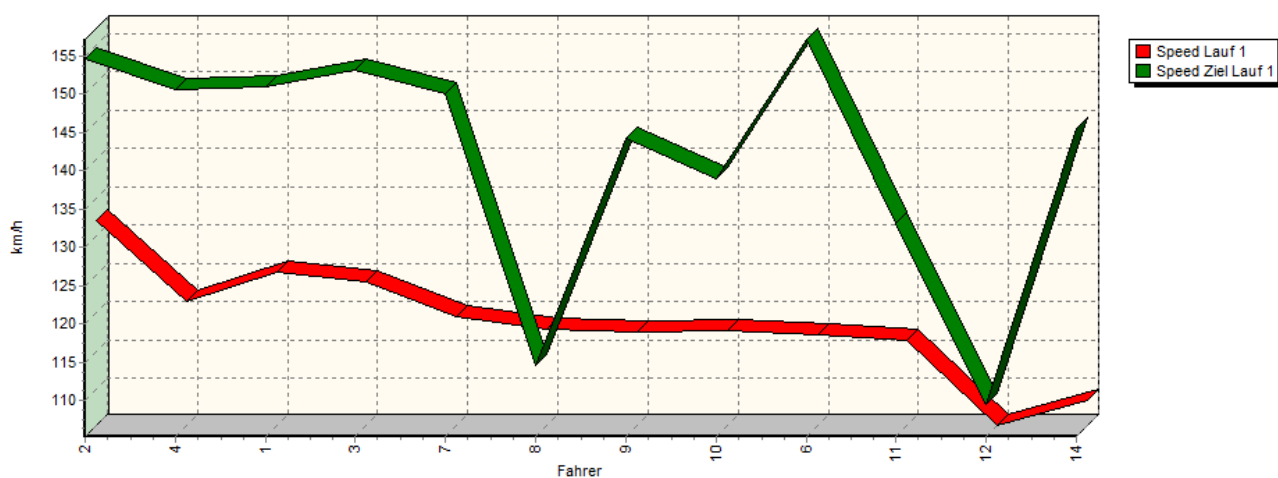


## Sektorzeiten & Speeds - Groupe E2-SS+D(F3)+E

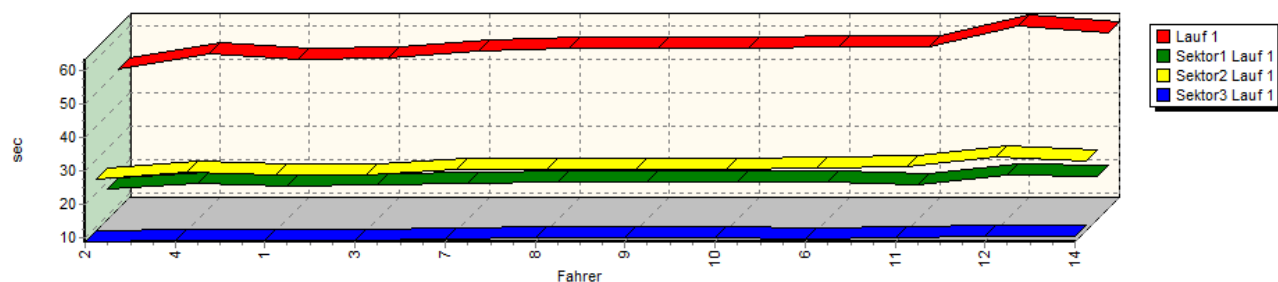
Rg.	Nr.	Sektor 1	Sektor 2	Sektor 3	Speed Ziel	Laufzeit	Speed (Lauf)	
14	26	<b>REYNOUARD Sonia</b>		Dallara-Opel F302				
		Lauf 1:	00:22.551	00:31.548	00:10.864	111,14 km/h	01:04.963	102,52 km/h
		Lauf 2:	00:21.079	00:30.165	00:10.406	125,18 km/h	01:01.650	108,03 km/h
		Lauf 3:	*	*	*	* km/h	*	* km/h

### Groupe E2-SS+D(F3)+E Classe 37: +2000-3000 ccm

Speed-Diagramm Lauf 1

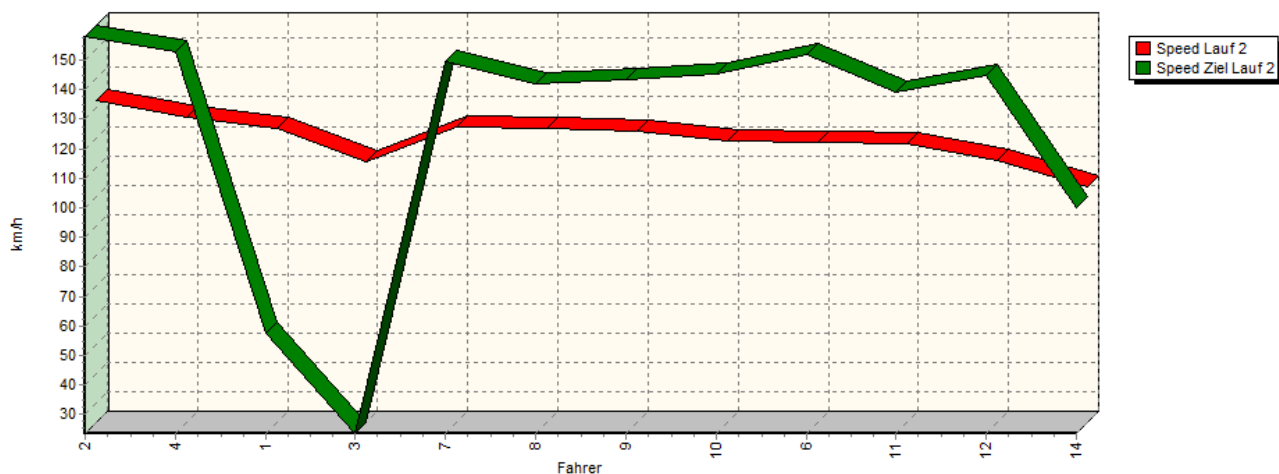


Sektor-Diagramm (Rest) Lauf 1

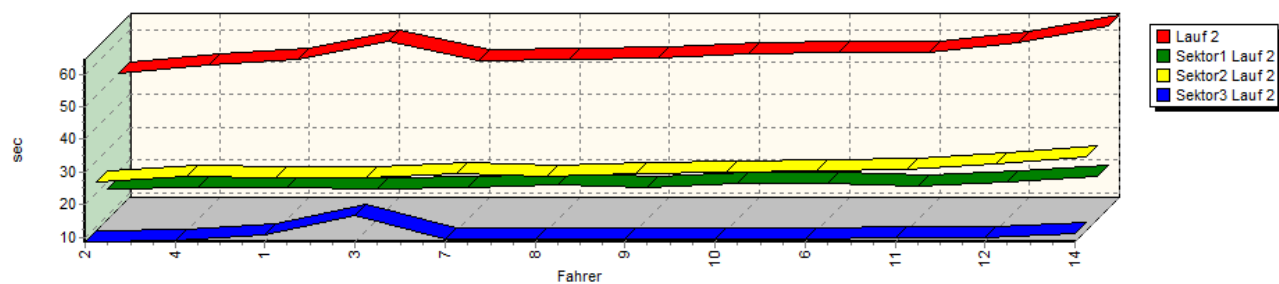


## Sektorzeiten & Speeds - Groupe E2-SS+D(F3)+E

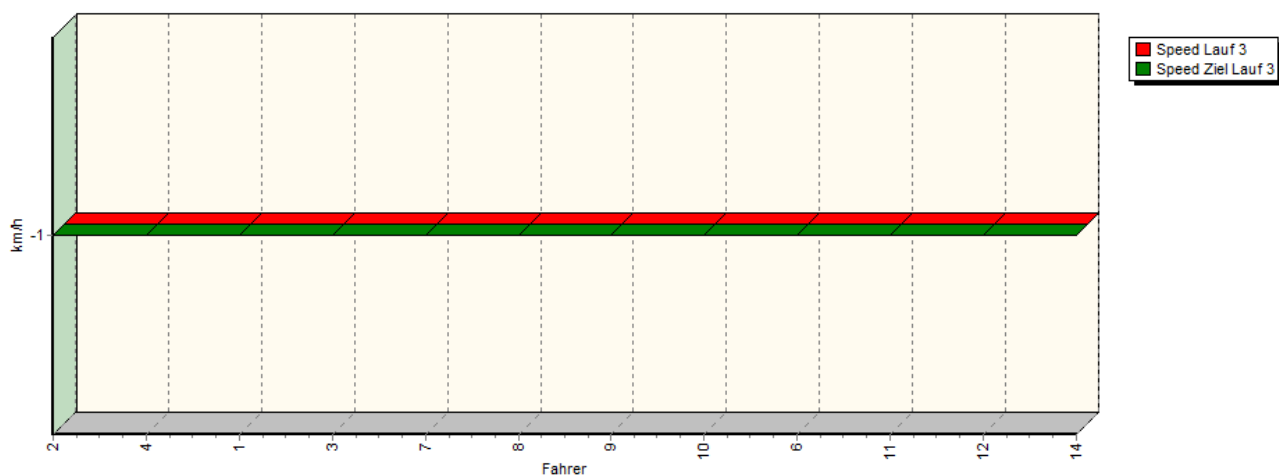
Speed-Diagramm Lauf 2



Sektor-Diagramm (Rest) Lauf 2

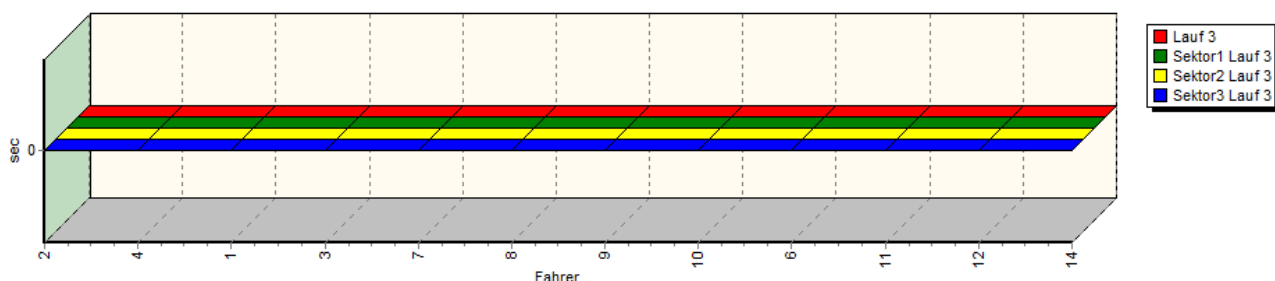


Speed-Diagramm Lauf 3



## Sektorzeiten & Speeds - Groupe E2-SS+D(F3)+E

Sektor-Diagramm (Rest) Lauf 3



Rg.	Nr.	Sektor 1	Sektor 2	Sektor 3	Speed Ziel	Laufzeit	Speed (Lauf)
1	2	<b>BERGUERAND Eric</b> Lola-Cosworth Fa99					
		Lauf 1: 00:17.884	00:23.879	00:08.652	154,57 km/h	00:50.415	132,10 km/h
		Lauf 2: 00:17.910	00:23.616	00:08.669	157,95 km/h	00:50.195	132,68 km/h
		Lauf 3: *	*	*	* km/h	*	* km/h
2	4	<b>SCHATZ Geoffrey</b> Reynard-Mugen Honda 95D					
		Lauf 1: 00:19.347	00:26.240	00:09.204	150,54 km/h	00:54.791	121,55 km/h
		Lauf 2: 00:18.338	00:25.106	00:08.972	152,93 km/h	00:52.416	127,06 km/h
		Lauf 3: *	*	*	* km/h	*	* km/h
3	1	<b>HAUSER David</b> Wolf-Wolf Power GB08F1					
		Lauf 1: 00:18.681	00:25.140	00:09.272	151,07 km/h	00:53.093	125,44 km/h
		Lauf 2: 00:18.298	00:24.825	00:10.942	57,36 km/h	00:54.065	123,19 km/h
		Lauf 3: *	*	*	* km/h	*	* km/h
4	3	<b>THOMAS Alban</b> Reynard-Mugen Honda 01KL					
		Lauf 1: 00:19.070	00:25.378	00:09.264	153,20 km/h	00:53.712	123,99 km/h
		Lauf 2: 00:18.188	00:24.713	00:16.728	23,60 km/h	00:59.629	111,69 km/h
		Lauf 3: *	*	*	* km/h	*	* km/h
5	7	<b>HUGENTOBLER Simon</b> Reynard-Cosworth 93d					
		Lauf 1: 00:19.295	00:26.901	00:09.480	150,11 km/h	00:55.676	119,62 km/h
		Lauf 2: 00:18.376	00:25.997	00:09.517	149,65 km/h	00:53.890	123,58 km/h
		Lauf 3: *	*	*	* km/h	*	* km/h
6	8	<b>GUELAT Philippe</b> Lola-Cosworth T94/50					
		Lauf 1: 00:19.928	00:26.775	00:09.776	114,68 km/h	00:56.479	117,92 km/h
		Lauf 2: 00:19.249	00:25.241	00:09.562	141,89 km/h	00:54.052	123,21 km/h
		Lauf 3: *	*	*	* km/h	*	* km/h
7	9	<b>ALLAIS Daniel</b> Reynard-Judd 97d					
		Lauf 1: 00:19.729	00:27.098	00:09.860	144,34 km/h	00:56.687	117,49 km/h
		Lauf 2: 00:18.662	00:26.247	00:09.569	143,55 km/h	00:54.478	122,25 km/h
		Lauf 3: *	*	*	* km/h	*	* km/h
8	10	<b>ROUSSEL Joel</b> Lola-Zytek B02/50					
		Lauf 1: 00:19.764	00:27.027	00:09.771	139,02 km/h	00:56.562	117,75 km/h
		Lauf 2: 00:19.681	00:26.757	00:09.558	145,41 km/h	00:55.996	118,94 km/h
		Lauf 3: *	*	*	* km/h	*	* km/h
9	6	<b>ROLLINGER Tommy</b> Osella-Zytek Fa30					
		Lauf 1: 00:19.803	00:27.383	00:09.644	157,17 km/h	00:56.830	117,19 km/h
		Lauf 2: 00:19.946	00:26.920	00:09.488	151,72 km/h	00:56.354	118,18 km/h
		Lauf 3: *	*	*	* km/h	*	* km/h



**European Hill Race**  
**Bergrennen Eschdorf**  
**2. - 4. Mai 2014**  
Luxemburger Bergmeisterschaft 2014  
Deutsche Bergmeisterschaft 2014



**Sektorzeiten & Speeds - Groupe E2-SS+D(F3)+E**

Rg.	Nr.	Sektor 1	Sektor 2	Sektor 3	Speed Ziel	Laufzeit	Speed (Lauf)
10	11	<b>WATIN Patrick</b>	Lola-Zytek B99/50				
		Lauf 1: 00:19.211	00:27.843	00:10.096	133,20 km/h	00:57.150	116,53 km/h
		Lauf 2: 00:19.028	00:27.522	00:09.895	139,15 km/h	00:56.445	117,99 km/h
		Lauf 3: *	*	*	* km/h	*	* km/h
11	12	<b>LOMBARDO Antoine</b>	Cosworth V8 F3000				
		Lauf 1: 00:22.005	00:30.724	00:10.490	109,48 km/h	01:03.219	105,35 km/h
		Lauf 2: 00:20.384	00:29.186	00:09.747	144,62 km/h	00:59.317	112,28 km/h
		Lauf 3: *	*	*	* km/h	*	* km/h
12	14	<b>FERNANDES Steve</b>	Lola-Zytek B02/50				
		Lauf 1: 00:21.456	00:29.525	00:10.347	145,61 km/h	01:01.328	108,60 km/h
		Lauf 2: 00:21.967	00:31.326	00:11.195	99,89 km/h	01:04.488	103,27 km/h
		Lauf 3: *	*	*	* km/h	*	* km/h