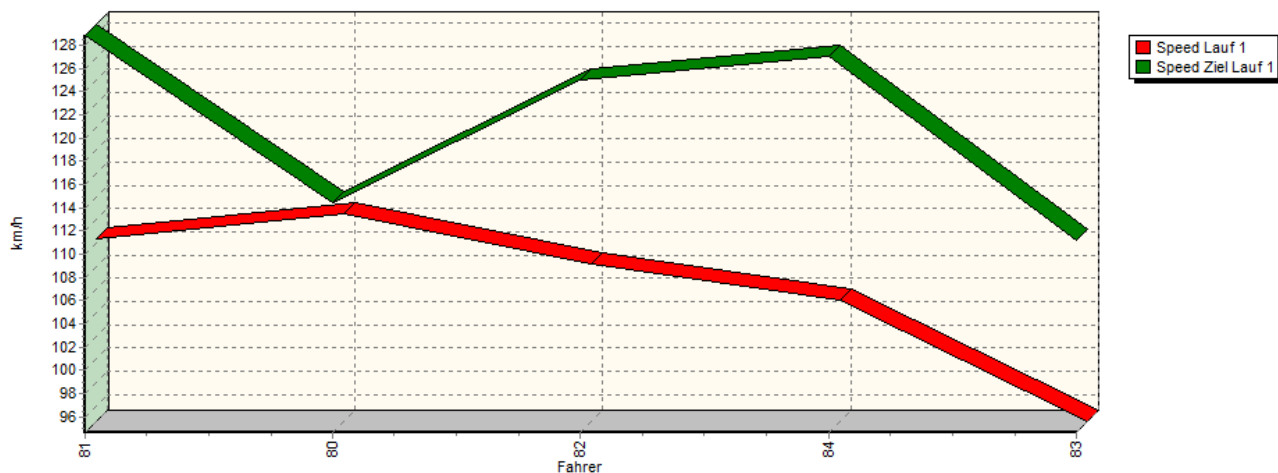


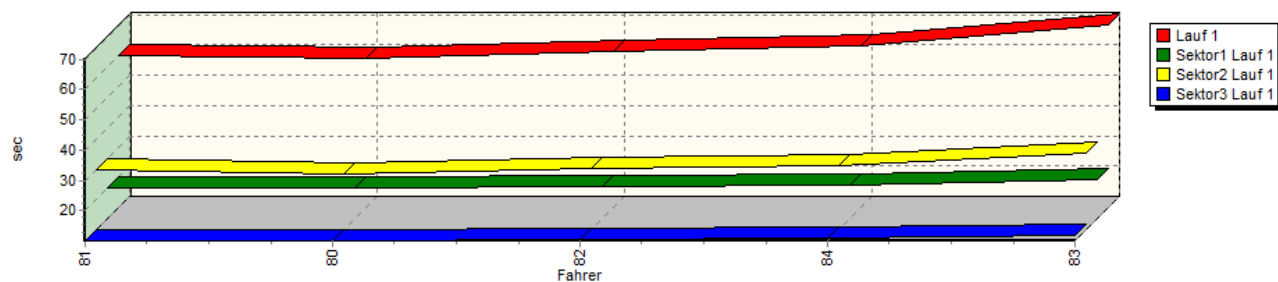
Sektorzeiten & Speeds - Groupe E2-SC+CN+C3

Groupe E2-SC+CN+C3 Classe 30a: -1300 ccm

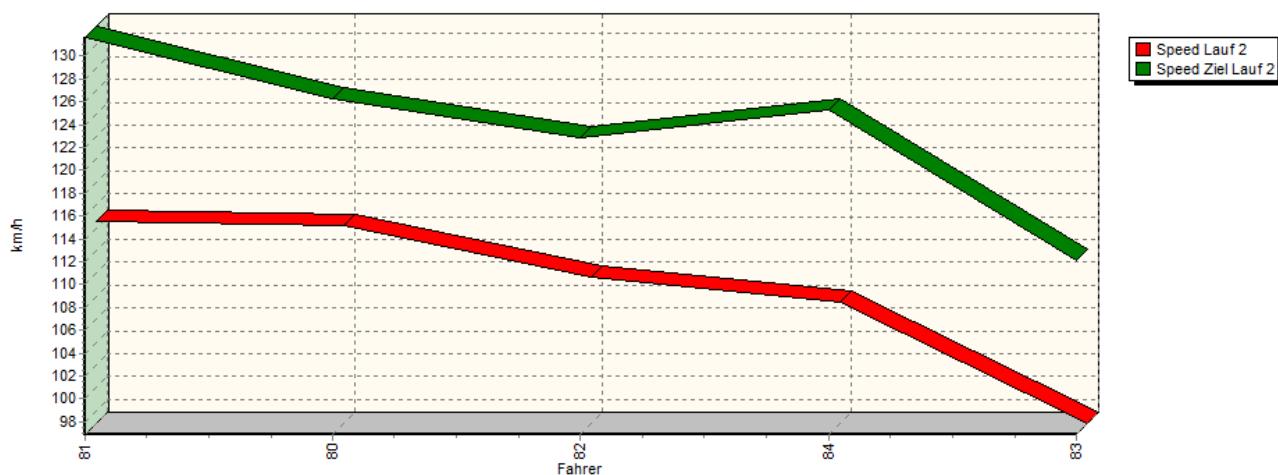
Speed-Diagramm Lauf 1



Sektor-Diagramm (Rest) Lauf 1

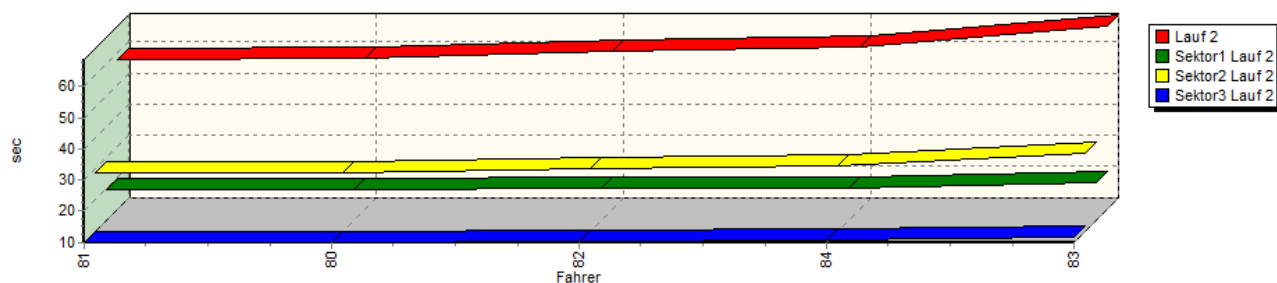


Speed-Diagramm Lauf 2

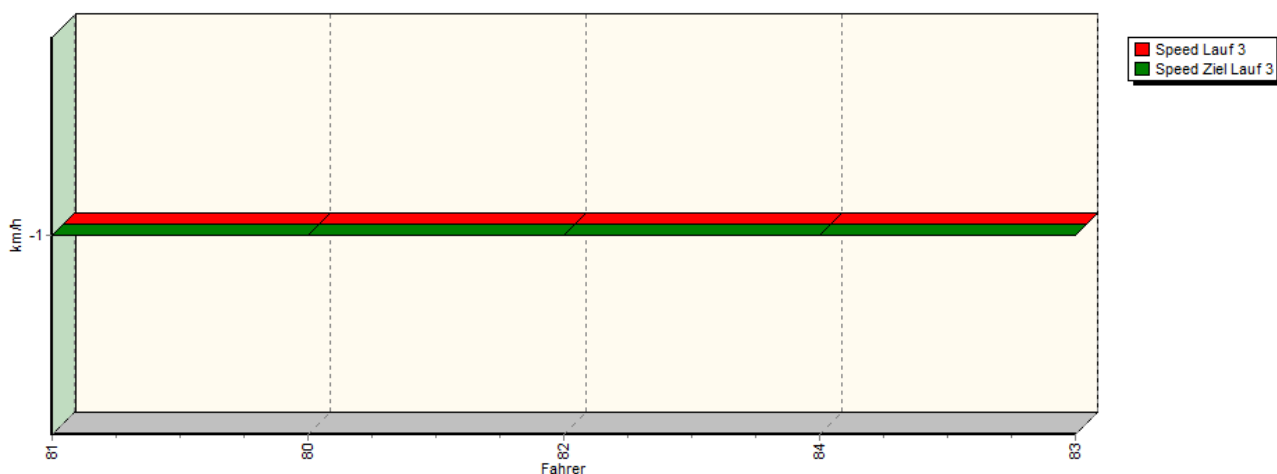


Sektorzeiten & Speeds - Groupe E2-SC+CN+C3

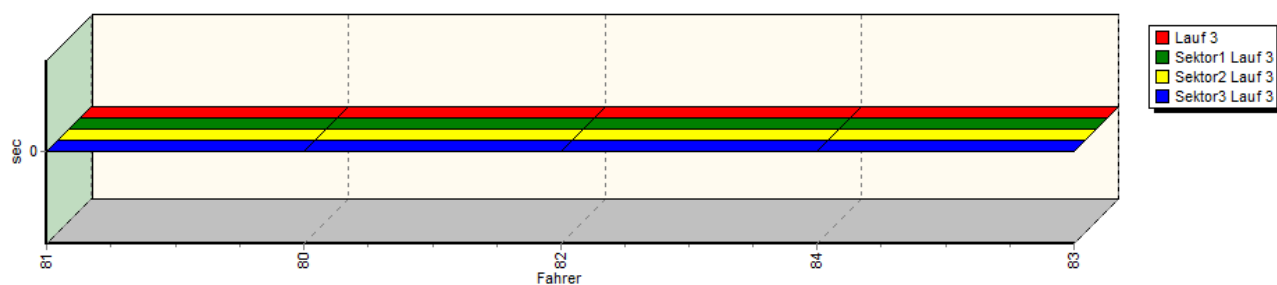
Sektor-Diagramm (Rest) Lauf 2



Speed-Diagramm Lauf 3



Sektor-Diagramm (Rest) Lauf 3



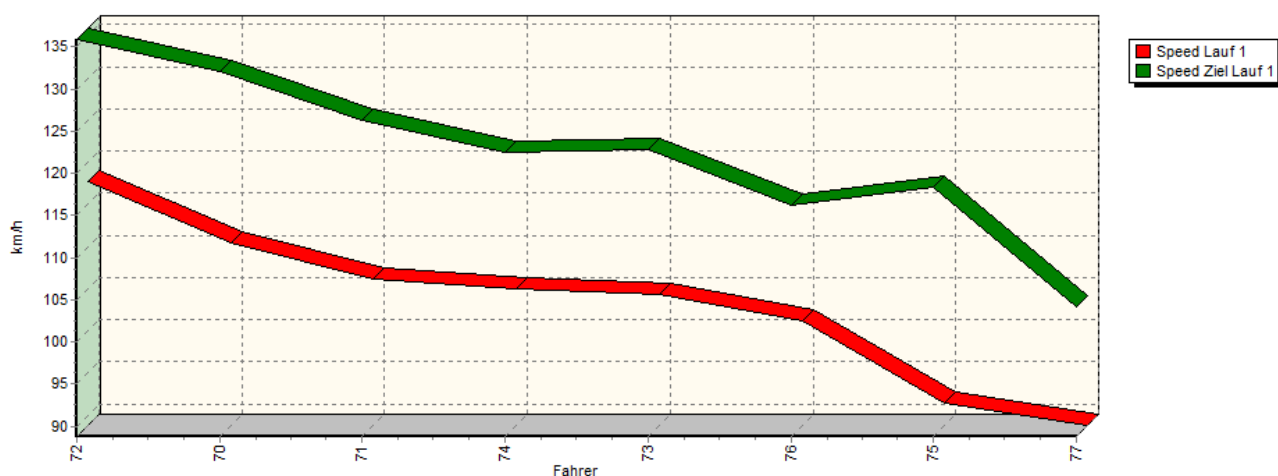
Rg.	Nr.	Sektor 1	Sektor 2	Sektor 3	Speed Ziel	Laufzeit	Speed (Lauf)	
1	81	THOLY Yves		Speed Car-Suzuki				
		Lauf 1:	00:20.334	00:29.947	00:10.032	128,86 km/h	01:00.313	110,42 km/h
		Lauf 2:	00:19.671	00:28.616	00:09.831	131,63 km/h	00:58.118	114,59 km/h
		Lauf 3:	*	*	*	* km/h	*	* km/h

Sektorzeiten & Speeds - Groupe E2-SC+CN+C3

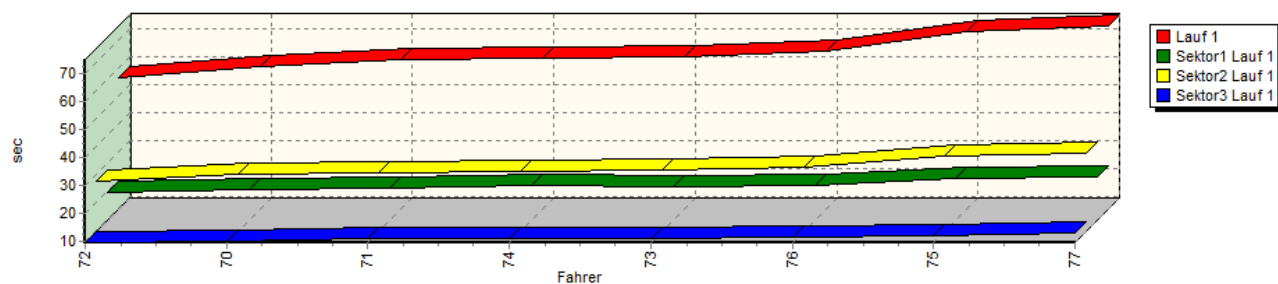
Rg.	Nr.	Sektor 1	Sektor 2	Sektor 3	Speed Ziel	Laufzeit	Speed (Lauf)
2	80	BOURGEON Fabien	TrackKing-Suzuki RC 01				
		Lauf 1: 00:20.332	00:28.659	00:10.218	114,45 km/h	00:59.209	112,48 km/h
		Lauf 2: 00:19.760	00:28.550	00:09.992	126,24 km/h	00:58.302	114,23 km/h
		Lauf 3: *	*	*	* km/h	*	* km/h
3	82	COLLARD Bruno	BRC-Suzuki CM05 Evo				
		Lauf 1: 00:20.552	00:30.450	00:10.559	125,02 km/h	01:01.561	108,19 km/h
		Lauf 2: 00:20.286	00:29.997	00:10.412	122,87 km/h	01:00.695	109,73 km/h
		Lauf 3: *	*	*	* km/h	*	* km/h
4	84	ADAMI Erwin	PRM-Yamaha Fun Boost RC				
		Lauf 1: 00:21.137	00:31.421	00:10.824	127,05 km/h	01:03.382	105,08 km/h
		Lauf 2: 00:20.115	00:30.936	00:10.921	125,27 km/h	01:01.972	107,47 km/h
		Lauf 3: *	*	*	* km/h	*	* km/h
5	83	LINGIER John	Funyo-Suzuki 4RS				
		Lauf 1: 00:23.020	00:35.287	00:12.054	111,21 km/h	01:10.361	94,65 km/h
		Lauf 2: 00:22.183	00:34.983	00:11.585	112,08 km/h	01:08.751	96,87 km/h
		Lauf 3: *	*	*	* km/h	*	* km/h

Groupe E2-SC+CN+C3 Classe 31: +1600-2000 ccm

Speed-Diagramm Lauf 1

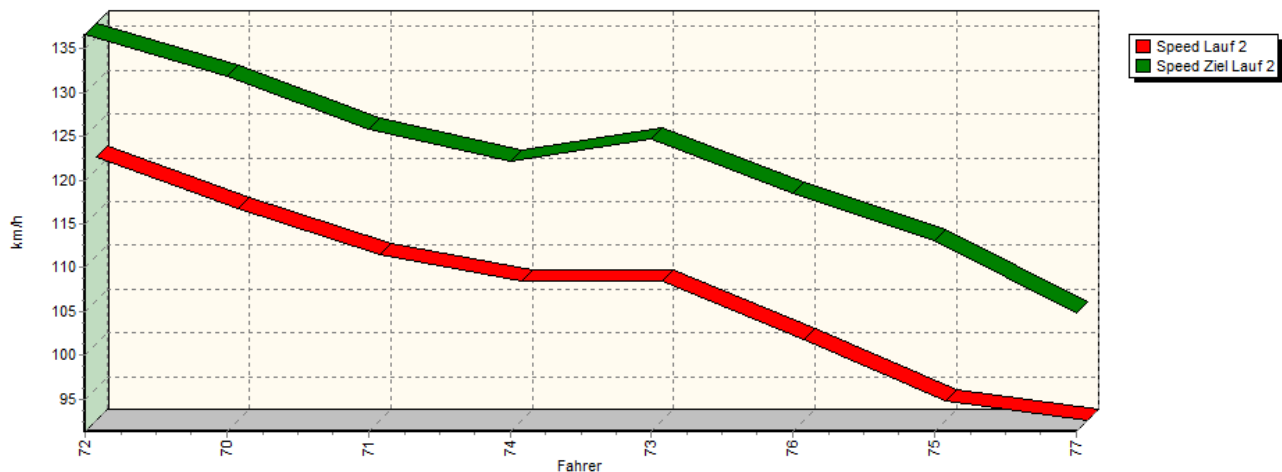


Sektor-Diagramm (Rest) Lauf 1

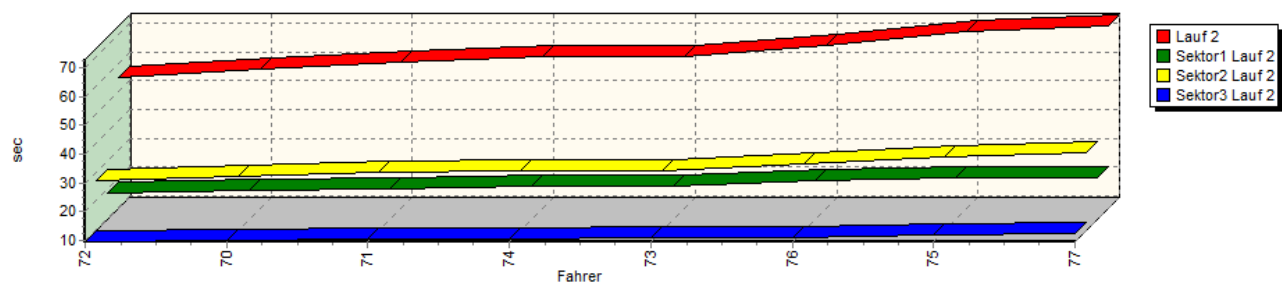


Sektorzeiten & Speeds - Groupe E2-SC+CN+C3

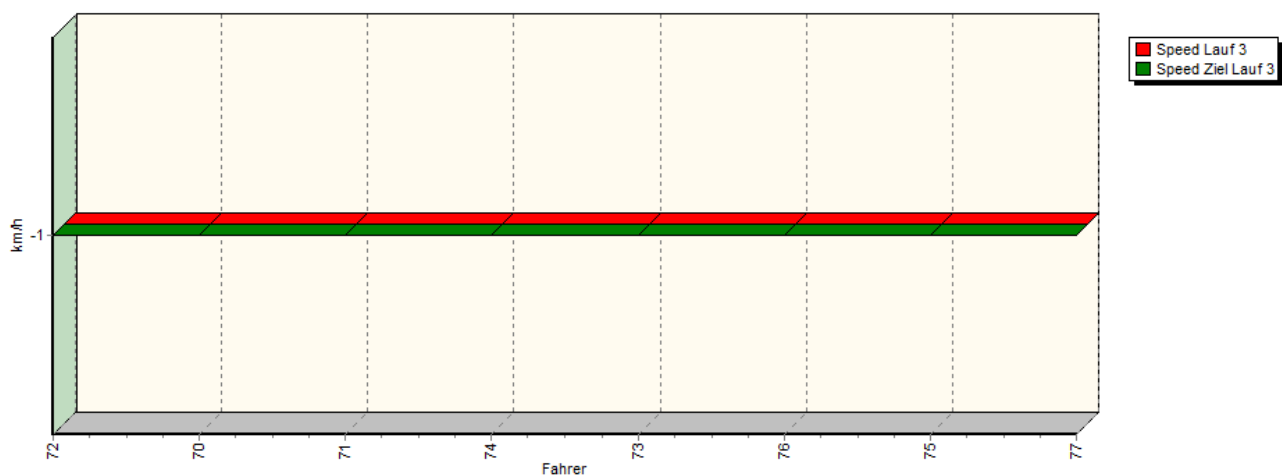
Speed-Diagramm Lauf 2



Sektor-Diagramm (Rest) Lauf 2

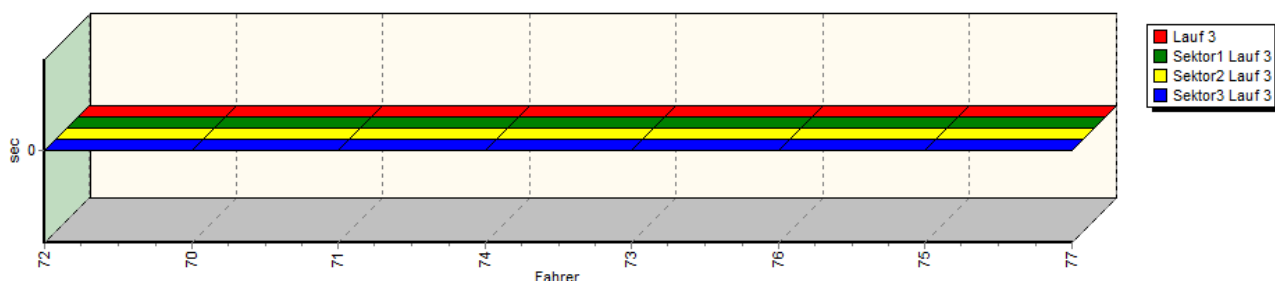


Speed-Diagramm Lauf 3



Sektorzeiten & Speeds - Groupe E2-SC+CN+C3

Sektor-Diagramm (Rest) Lauf 3

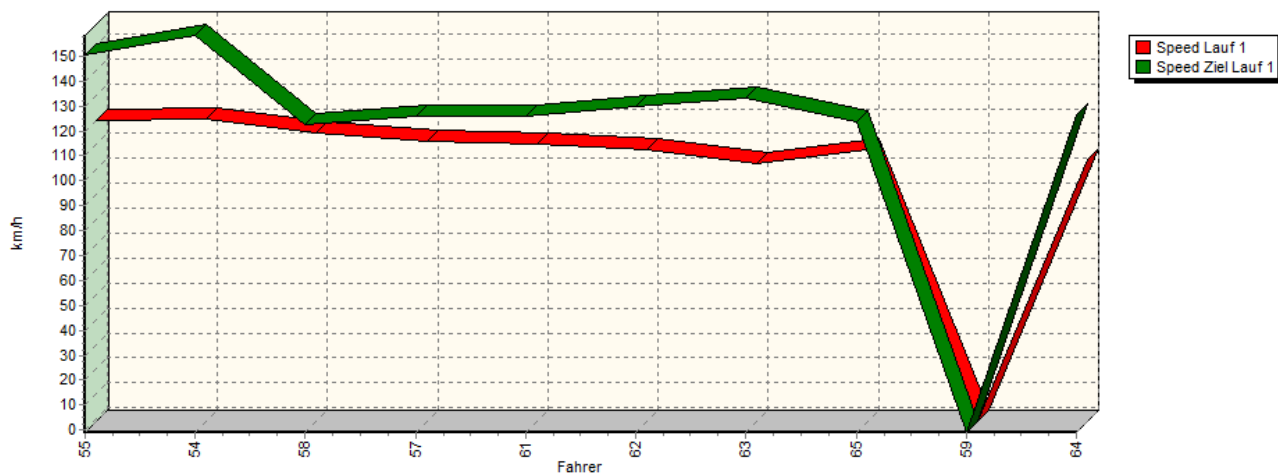


Rg.	Nr.	Sektor 1	Sektor 2	Sektor 3	Speed Ziel	Laufzeit	Speed (Lauf)
1	72	DUROT Kevin	Norma-Honda M20 F				
		Lauf 1: 00:19.664	00:27.418	00:09.475	135,90 km/h	00:56.557	117,76 km/h
		Lauf 2: 00:18.722	00:26.718	00:09.471	136,61 km/h	00:54.911	121,29 km/h
		Lauf 3: *	*	*	* km/h	*	* km/h
2	70	HUNZIKER Herbert	Norma-Honda M20 F				
		Lauf 1: 00:20.429	00:30.122	00:09.779	132,17 km/h	01:00.330	110,39 km/h
		Lauf 2: 00:19.555	00:28.265	00:09.887	131,85 km/h	00:57.707	115,41 km/h
		Lauf 3: *	*	*	* km/h	*	* km/h
3	71	LETMADE Bernd	Norma-Honda M20				
		Lauf 1: 00:21.067	00:30.590	00:11.107	126,38 km/h	01:02.764	106,11 km/h
		Lauf 2: 00:19.978	00:29.883	00:10.513	125,80 km/h	01:00.374	110,31 km/h
		Lauf 3: *	*	*	* km/h	*	* km/h
4	74	MIETHKE Günter	Norma-Honda M20				
		Lauf 1: 00:21.736	00:30.877	00:10.869	122,49 km/h	01:03.482	104,91 km/h
		Lauf 2: 00:21.150	00:30.378	00:10.577	122,07 km/h	01:02.105	107,24 km/h
		Lauf 3: *	*	*	* km/h	*	* km/h
5	73	WOLPERT Uwe	UWR-Honda WFK07				
		Lauf 1: 00:21.304	00:31.322	00:11.173	122,89 km/h	01:03.799	104,39 km/h
		Lauf 2: 00:20.973	00:30.269	00:10.911	124,63 km/h	01:02.153	107,15 km/h
		Lauf 3: *	*	*	* km/h	*	* km/h
6	76	WEYTEN Willy	Mantis-Opel Sport 2000				
		Lauf 1: 00:21.962	00:32.674	00:11.228	116,15 km/h	01:05.864	101,12 km/h
		Lauf 2: 00:22.802	00:32.589	00:10.836	118,57 km/h	01:06.227	100,56 km/h
		Lauf 3: *	*	*	* km/h	*	* km/h
7	75	SIEBERT Gerhard	Osella-BMW PA18				
		Lauf 1: 00:24.483	00:36.429	00:11.903	118,36 km/h	01:12.815	91,46 km/h
		Lauf 2: 00:23.969	00:35.289	00:11.919	113,10 km/h	01:11.177	93,57 km/h
		Lauf 3: *	*	*	* km/h	*	* km/h
8	77	COLLISI Stephan	Behnke-BMW Condor C3				
		Lauf 1: 00:24.837	00:37.329	00:12.855	104,21 km/h	01:15.021	88,78 km/h
		Lauf 2: 00:23.966	00:36.690	00:12.275	104,81 km/h	01:12.931	91,32 km/h
		Lauf 3: *	*	*	* km/h	*	* km/h

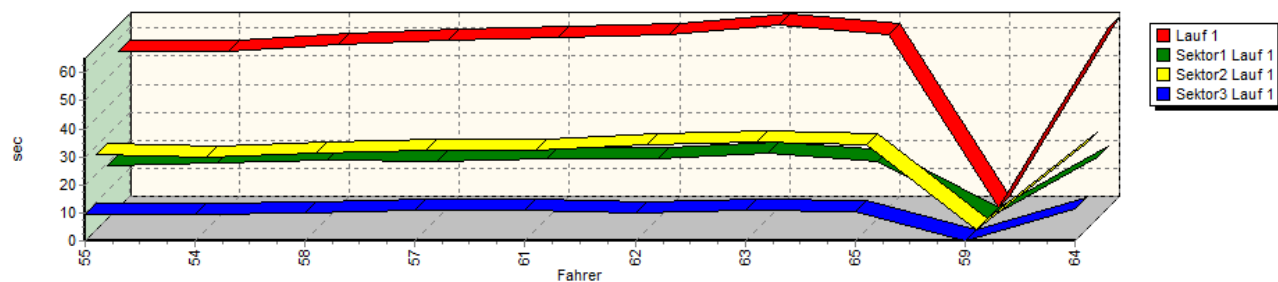
Sektorzeiten & Speeds - Groupe E2-SC+CN+C3

Groupe E2-SC+CN+C3 Classe 33: +2500-3000 ccm

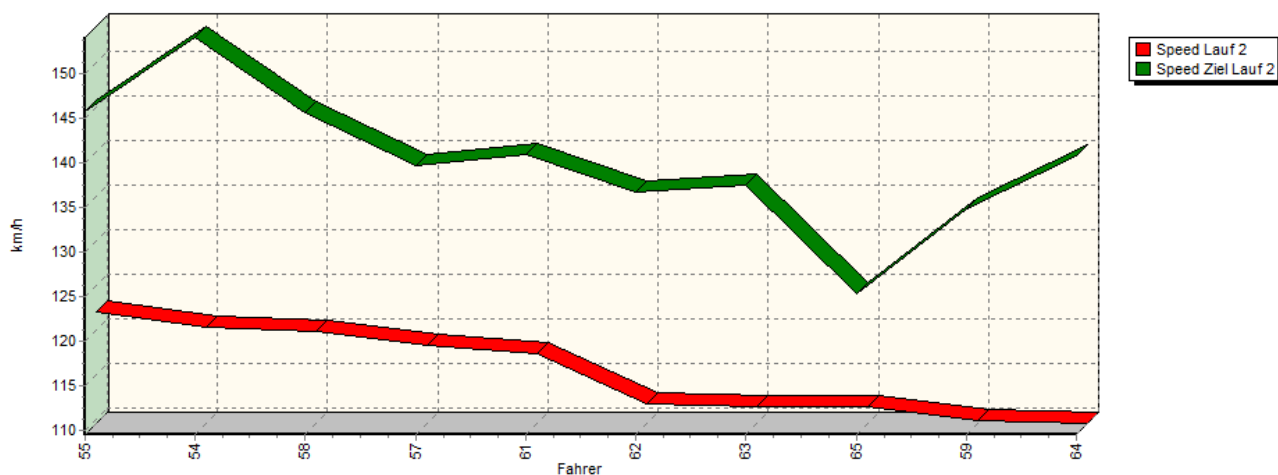
Speed-Diagramm Lauf 1



Sektor-Diagramm (Rest) Lauf 1

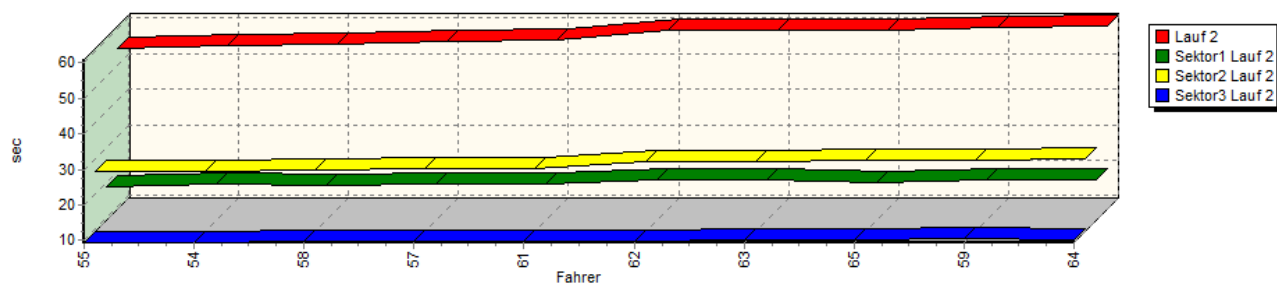


Speed-Diagramm Lauf 2

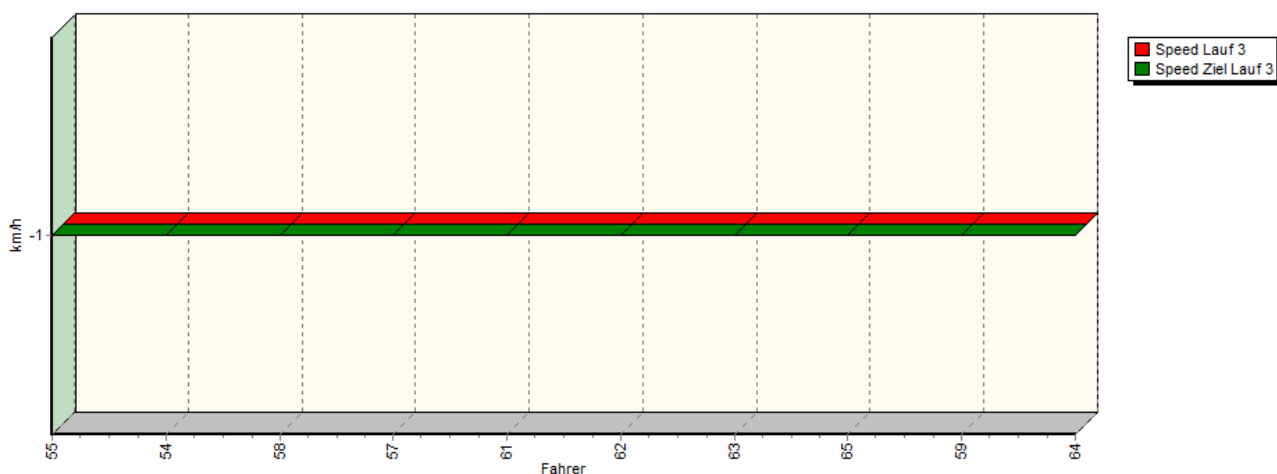


Sektorzeiten & Speeds - Groupe E2-SC+CN+C3

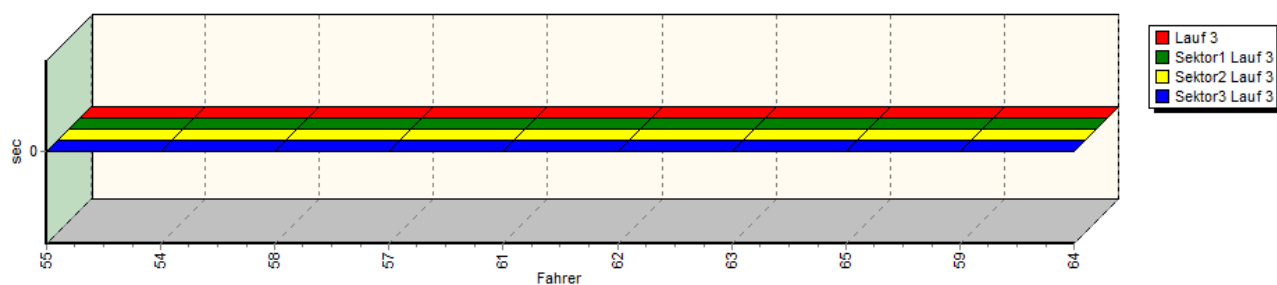
Sektor-Diagramm (Rest) Lauf 2



Speed-Diagramm Lauf 3



Sektor-Diagramm (Rest) Lauf 3



Rg.	Nr.	Sektor 1	Sektor 2	Sektor 3	Speed Ziel	Laufzeit	Speed (Lauf)	
1	55	DE CONINCK Jelle		Norma-BMW M20 F				
		Lauf 1:	00:19.082	00:26.829	00:09.562	150,75 km/h	00:55.473	120,06 km/h
		Lauf 2:	00:18.788	00:26.414	00:09.405	145,77 km/h	00:54.607	121,96 km/h
		Lauf 3:	*	*	*	* km/h	*	* km/h



European Hill Race
Bergrennen Eschdorf
2. - 4. Mai 2014
Luxemburger Bergmeisterschaft 2014
Deutsche Bergmeisterschaft 2014



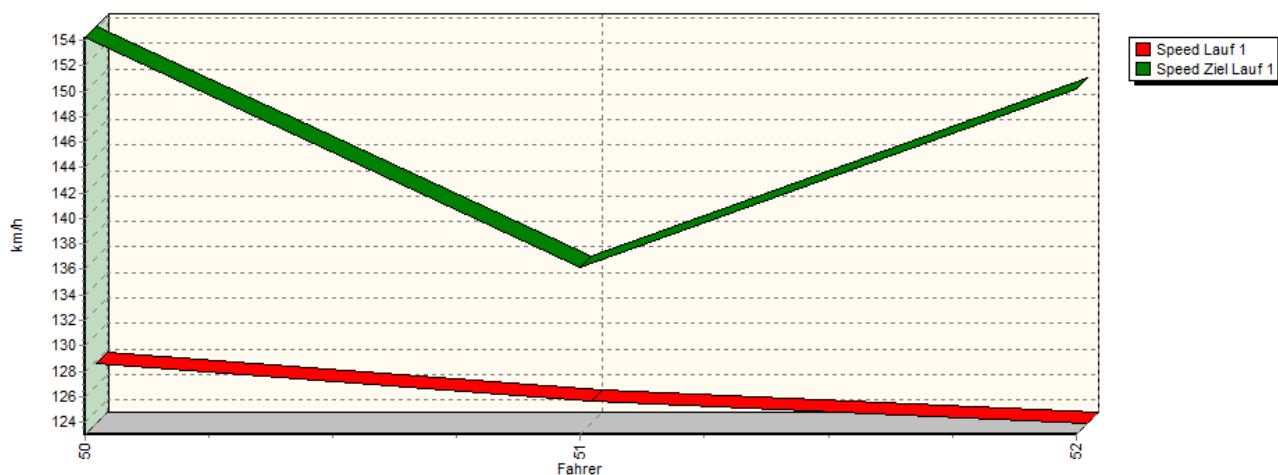
Sektorzeiten & Speeds - Groupe E2-SC+CN+C3

Rg.	Nr.	Sektor 1	Sektor 2	Sektor 3	Speed Ziel	Laufzeit	Speed (Lauf)
2	54	ZAJELSNIK Patrik	Norma-Mugen M20 F				
		Lauf 1: 00:19.983	00:26.088	00:09.399	158,37 km/h	00:55.470	120,07 km/h
		Lauf 2: 00:19.634	00:26.168	00:09.549	154,05 km/h	00:55.351	120,32 km/h
		Lauf 3: *	*	*	* km/h	*	* km/h
3	58	HUBERT Georges	Norma-BMW M20 A				
		Lauf 1: 00:20.738	00:27.495	00:09.927	122,66 km/h	00:58.160	114,51 km/h
		Lauf 2: 00:19.182	00:26.749	00:09.641	145,69 km/h	00:55.572	119,84 km/h
		Lauf 3: *	*	*	* km/h	*	* km/h
4	57	GONAY Emmanuel	Norma-BMW M20 F				
		Lauf 1: 00:20.484	00:28.490	00:10.912	125,68 km/h	00:59.886	111,21 km/h
		Lauf 2: 00:19.497	00:26.887	00:09.929	139,65 km/h	00:56.313	118,27 km/h
		Lauf 3: *	*	*	* km/h	*	* km/h
5	61	HUBERT Martine	Norma-BMW M20 F				
		Lauf 1: 00:21.394	00:28.343	00:10.750	125,71 km/h	01:00.487	110,11 km/h
		Lauf 2: 00:19.665	00:27.140	00:09.946	140,93 km/h	00:56.751	117,35 km/h
		Lauf 3: *	*	*	* km/h	*	* km/h
6	62	BEHNKE Michael	Osella-BMW PA20 S				
		Lauf 1: 00:21.326	00:30.421	00:09.979	129,95 km/h	01:01.726	107,90 km/h
		Lauf 2: 00:20.874	00:28.839	00:09.924	136,76 km/h	00:59.637	111,68 km/h
		Lauf 3: *	*	*	* km/h	*	* km/h
7	63	GEBHARD Dino	Osella-BMW PA20/S				
		Lauf 1: 00:23.132	00:31.197	00:10.782	133,15 km/h	01:05.111	102,29 km/h
		Lauf 2: 00:20.816	00:28.904	00:10.020	137,42 km/h	00:59.740	111,48 km/h
		Lauf 3: *	*	*	* km/h	*	* km/h
8	65	PERVEUX Didier	Radical-Powertec SR8LM V8				
		Lauf 1: 00:20.513	00:30.442	00:10.534	123,65 km/h	01:01.489	108,31 km/h
		Lauf 2: 00:20.134	00:29.253	00:10.359	125,36 km/h	00:59.746	111,47 km/h
		Lauf 3: *	*	*	* km/h	*	* km/h
9	59	BREBSOM Nicolas	Norma-NME M20 FC				
		Lauf 1: *	*	*	* km/h	*	* km/h
		Lauf 2: 00:20.786	00:29.386	00:10.427	134,85 km/h	01:00.599	109,90 km/h
		Lauf 3: *	*	*	* km/h	*	* km/h
10	64	EIERMANN Karl Philipp	Osella-BMW PA20 S Evo				
		Lauf 1: 00:21.754	00:30.938	00:11.200	126,33 km/h	01:03.892	104,24 km/h
		Lauf 2: 00:20.737	00:29.695	00:10.370	140,75 km/h	01:00.802	109,54 km/h
		Lauf 3: *	*	*	* km/h	*	* km/h

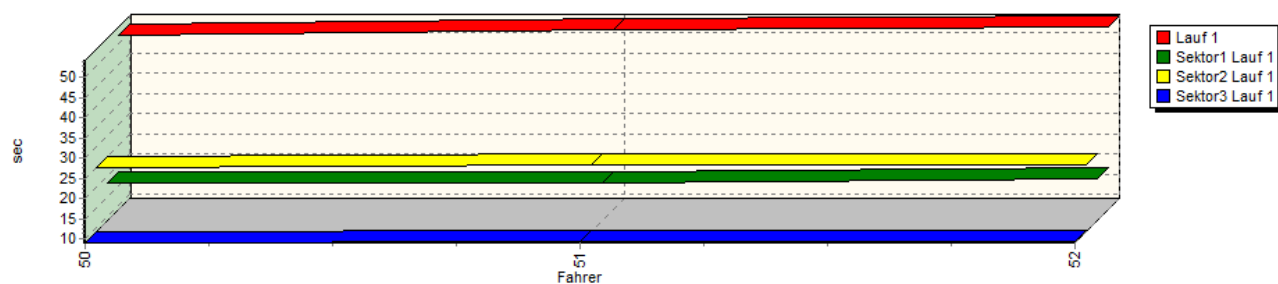
Sektorzeiten & Speeds - Groupe E2-SC+CN+C3

Groupe E2-SC+CN+C3 Classe 39: CNplus (FFSA)

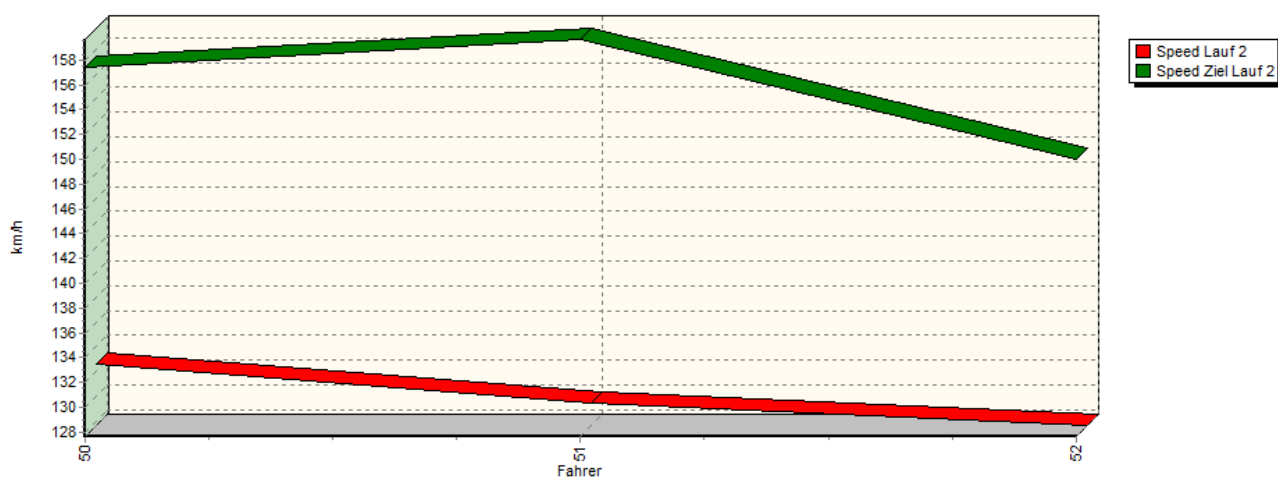
Speed-Diagramm Lauf 1



Sektor-Diagramm (Rest) Lauf 1

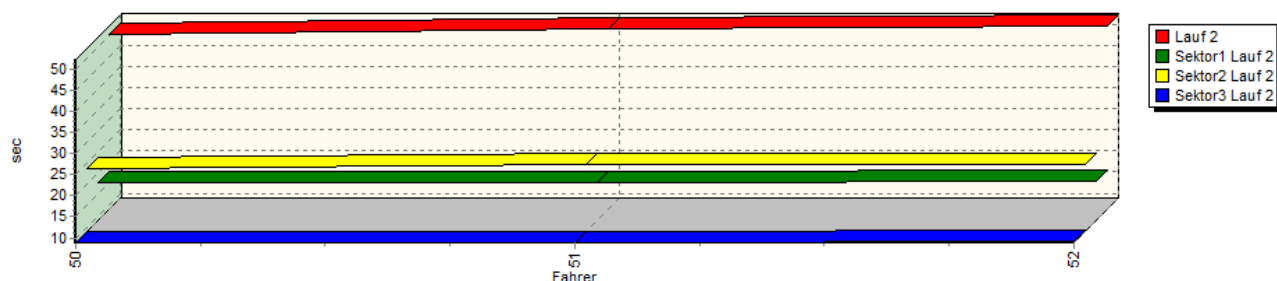


Speed-Diagramm Lauf 2

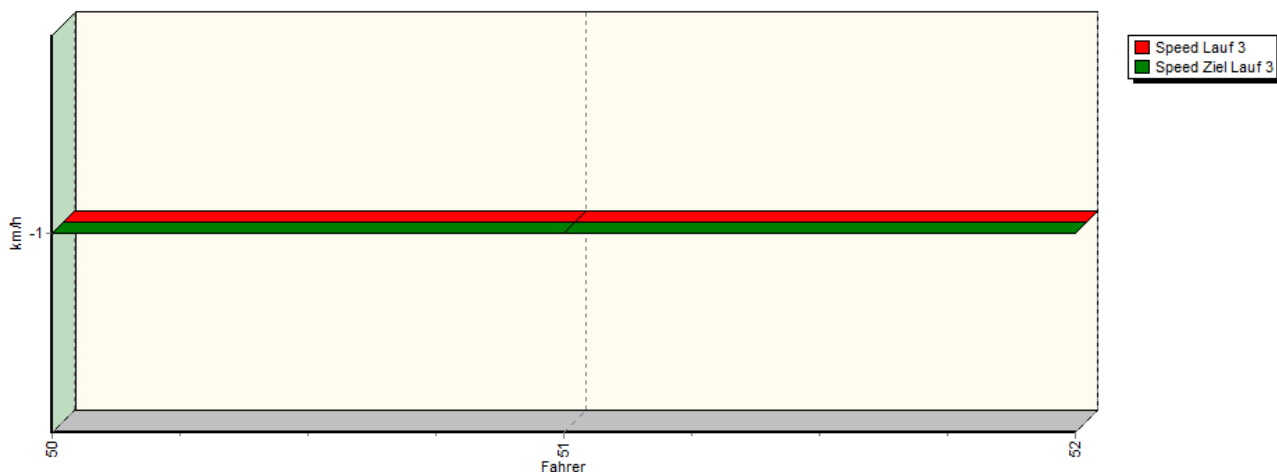


Sektorzeiten & Speeds - Groupe E2-SC+CN+C3

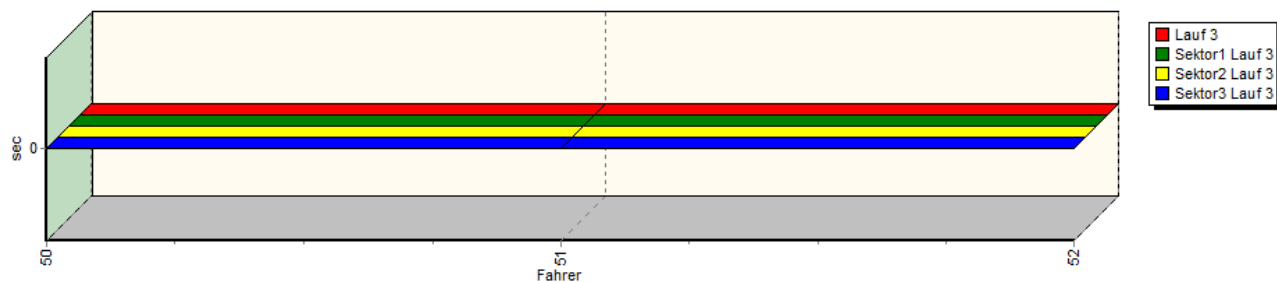
Sektor-Diagramm (Rest) Lauf 2



Speed-Diagramm Lauf 3



Sektor-Diagramm (Rest) Lauf 3



Rg.	Nr.	Sektor 1	Sektor 2	Sektor 3	Speed Ziel	Laufzeit	Speed (Lauf)	
1	50	SCHATZ Nicolas		Norma-BMW M20 FC V8				
		Lauf 1:	00:18.427	00:24.761	00:08.975	154,23 km/h	00:52.163	127,68 km/h
		Lauf 2:	00:17.716	00:23.647	00:08.870	157,43 km/h	00:50.233	132,58 km/h
		Lauf 3:	*	*	*	* km/h	*	* km/h



European Hill Race

Bergrennen Eschdorf

2. - 4. Mai 2014

Luxemburger Bergmeisterschaft 2014

Deutsche Bergmeisterschaft 2014



Sektorzeiten & Speeds - Groupe E2-SC+CN+C3

Rg.	Nr.	Sektor 1	Sektor 2	Sektor 3	Speed Ziel	Laufzeit	Speed (Lauf)	
2	51	PETIT Sébastien		Norma-BMW M20 FC V8				
		Lauf 1:	00:18.363	00:25.694	00:09.326	136,19 km/h	00:53.383	124,76 km/h
		Lauf 2:	00:17.735	00:24.775	00:08.959	159,66 km/h	00:51.469	129,40 km/h
		Lauf 3:	*	*	*	* km/h	*	* km/h
3	52	FRANTZ Cyrille		Osella-BMW PA27 V8				
		Lauf 1:	00:19.200	00:25.537	00:09.400	150,22 km/h	00:54.137	123,02 km/h
		Lauf 2:	00:18.290	00:24.633	00:09.257	150,00 km/h	00:52.180	127,63 km/h
		Lauf 3:	*	*	*	* km/h	*	* km/h

