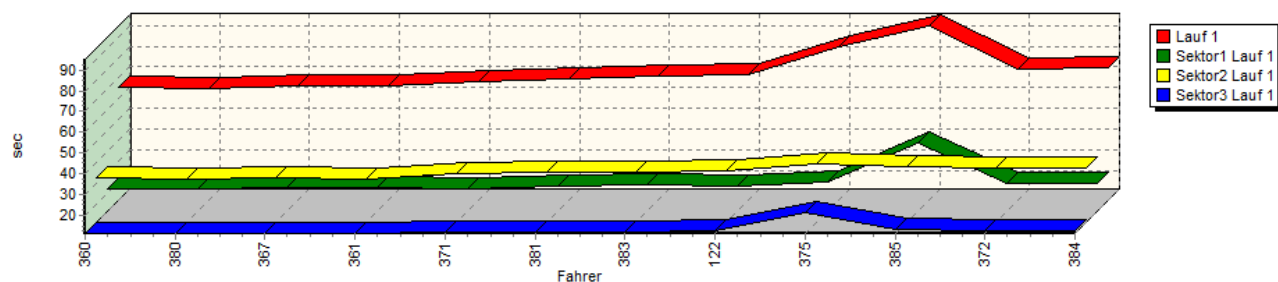


Sektorzeiten & Speeds - Groupe E1-National+E1-FIA+E1-EX Classe 22c: +1400-1600 ccm

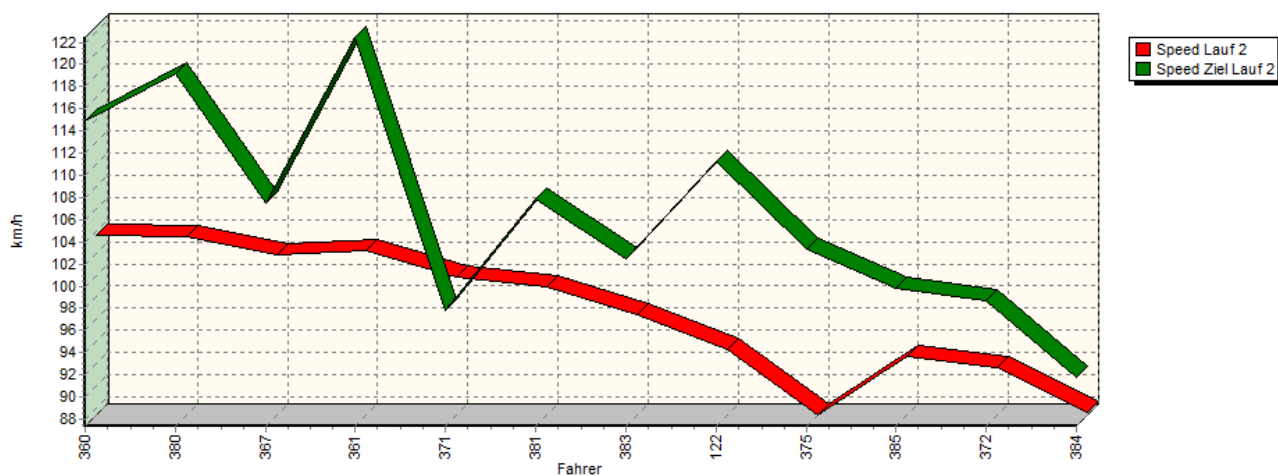
Speed-Diagramm Lauf 1



Sektor-Diagramm (Rest) Lauf 1

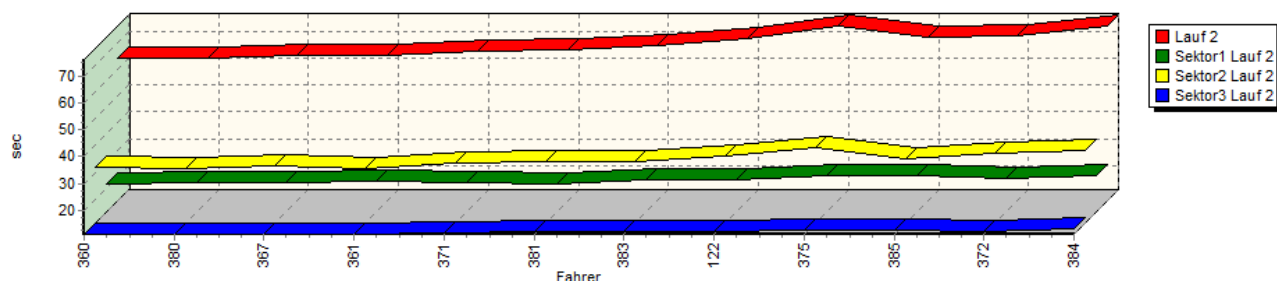


Speed-Diagramm Lauf 2

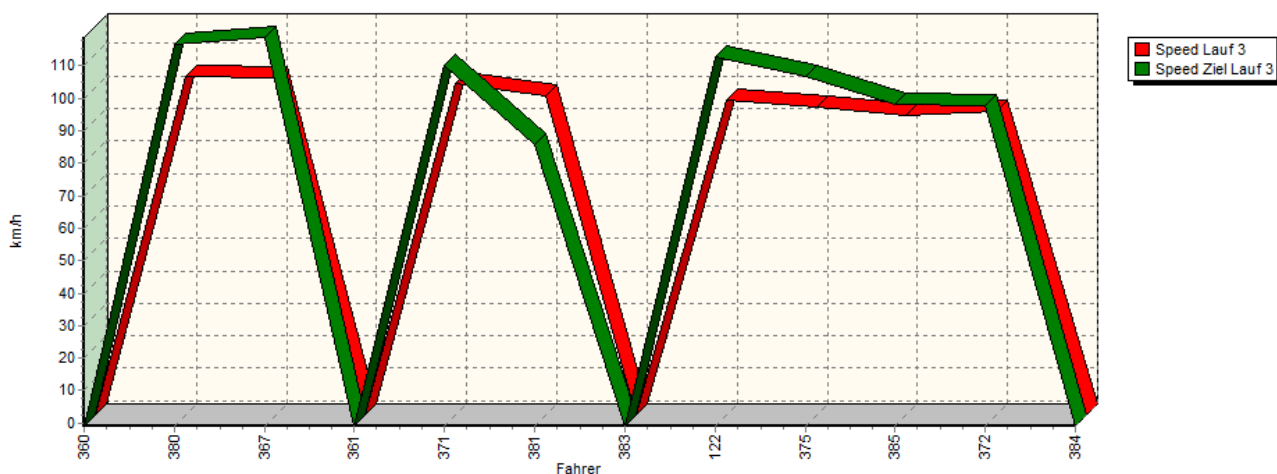


Sektorzeiten & Speeds - Groupe E1-National+E1-FIA+E1-EX Classe 22c: +1400-1600 ccm

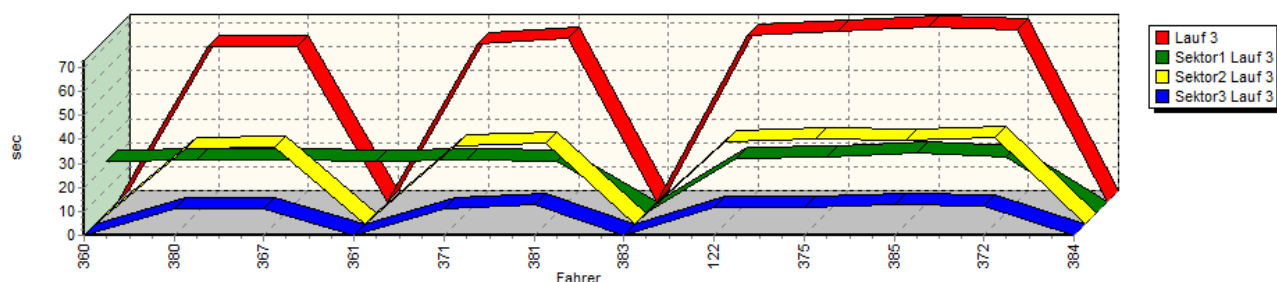
Sektor-Diagramm (Rest) Lauf 2



Speed-Diagramm Lauf 3



Sektor-Diagramm (Rest) Lauf 3



Rg.	Nr.	Sektor 1	Sektor 2	Sektor 3	Speed Ziel	Laufzeit	Speed (Lauf)	
1	360	SCHULTE Manfred		Citroën Dobrowolski AX Evo 3				
		Lauf 1:	00:21.966	00:32.465	00:11.145	109,16 km/h	01:05.576	101,56 km/h
		Lauf 2:	00:21.492	00:31.784	00:10.996	114,86 km/h	01:04.272	103,62 km/h
		Lauf 3:	00:21.526	*	*	* km/h	A	* km/h



European Hill Race
Bergrennen Eschdorf
2. - 4. Mai 2014
Luxemburger Bergmeisterschaft 2014
Deutsche Bergmeisterschaft 2014



Sektorzeiten & Speeds - Groupe E1-National+E1-FIA+E1-EX Classe 22c: +1400-1600 ccm

Rg.	Nr.	Sektor 1	Sektor 2	Sektor 3	Speed Ziel	Laufzeit	Speed (Lauf)
2	380	AUCHTER Tobias	Opel Corsa Zöllner GSI 16V				
		Lauf 1: 00:22.153	00:31.917	00:11.105	118,55 km/h	01:05.175	102,19 km/h
		Lauf 2: 00:21.974	00:31.314	00:11.047	119,23 km/h	01:04.335	103,52 km/h
		Lauf 3: 00:21.957	00:31.533	00:11.079	116,71 km/h	01:04.569	103,15 km/h
3	367	KOOB Franz	Fiat Uno				
		Lauf 1: 00:22.437	00:32.338	00:11.167	117,23 km/h	01:05.942	101,00 km/h
		Lauf 2: 00:22.109	00:32.170	00:11.120	107,49 km/h	01:05.399	101,84 km/h
		Lauf 3: 00:21.975	00:31.812	00:10.953	118,79 km/h	01:04.740	102,87 km/h
4	361	MAIER Helmut	VW Spieß Golf				
		Lauf 1: 00:22.361	00:32.246	00:11.426	119,33 km/h	01:06.033	100,86 km/h
		Lauf 2: 00:22.446	00:31.602	00:11.137	122,45 km/h	01:05.185	102,17 km/h
		Lauf 3: 00:21.688	*	*	* km/h	A	* km/h
5	371	KATAJA Mikko	Toyota Starlet				
		Lauf 1: 00:22.026	00:34.468	00:11.484	111,21 km/h	01:07.978	97,97 km/h
		Lauf 2: 00:22.113	00:33.285	00:11.306	97,76 km/h	01:06.704	99,84 km/h
		Lauf 3: 00:21.939	00:32.706	00:11.088	110,26 km/h	01:05.733	101,32 km/h
6	381	PRAT Daniel	Simca Rallye III				
		Lauf 1: 00:22.949	00:35.080	00:11.887	106,88 km/h	01:09.916	95,26 km/h
		Lauf 2: 00:21.665	00:33.773	00:11.917	107,90 km/h	01:07.355	98,88 km/h
		Lauf 3: 00:21.603	00:33.866	00:12.840	85,77 km/h	01:08.309	97,50 km/h
7	383	DARAND Anthony	Peugeot 106				
		Lauf 1: 00:24.131	00:35.202	00:11.908	106,72 km/h	01:11.241	93,49 km/h
		Lauf 2: 00:23.016	00:34.173	00:11.903	102,50 km/h	01:09.092	96,39 km/h
		Lauf 3: *	*	*	* km/h	*	* km/h
8	122	HASENSTAB Hans	Peugeot 206 Super1600				
		Lauf 1: 00:23.339	00:36.056	00:12.332	103,43 km/h	01:11.727	92,85 km/h
		Lauf 2: 00:23.145	00:35.951	00:12.281	111,26 km/h	01:11.377	93,31 km/h
		Lauf 3: 00:22.935	00:34.411	00:11.935	112,96 km/h	01:09.281	96,13 km/h
9	375	NOWACZYK Uwe	VW Misczyk Golf I 8V				
		Lauf 1: 00:25.256	00:39.056	00:21.089	79,63 km/h	01:25.401	77,98 km/h
		Lauf 2: 00:24.672	00:38.966	00:12.594	103,34 km/h	01:16.232	87,37 km/h
		Lauf 3: 00:23.479	00:35.803	00:11.713	106,68 km/h	01:10.995	93,81 km/h
10	385	KRÜGER Thomas	Honda Civic VTEC				
		Lauf 1: 00:44.100	00:38.069	00:13.031	90,21 km/h	01:35.200	69,96 km/h
		Lauf 2: 00:24.384	00:34.902	00:12.603	99,84 km/h	01:11.889	92,64 km/h
		Lauf 3: 00:25.069	00:35.056	00:12.708	98,00 km/h	01:12.833	91,44 km/h
11	372	HEINDRICHS Andy	Opel Corsa 8V				
		Lauf 1: 00:24.741	00:37.523	00:12.391	99,69 km/h	01:14.655	89,21 km/h
		Lauf 2: 00:23.579	00:36.848	00:12.210	98,70 km/h	01:12.637	91,69 km/h
		Lauf 3: 00:23.539	00:36.026	00:12.389	97,84 km/h	01:11.954	92,56 km/h
12	384	LINTGEN Ben	Ford Fiesta ST Cup				
		Lauf 1: 00:24.807	00:37.653	00:12.429	89,72 km/h	01:14.889	88,93 km/h
		Lauf 2: 00:24.789	00:38.243	00:12.943	91,77 km/h	01:15.975	87,66 km/h
		Lauf 3: *	*	*	* km/h	*	* km/h

