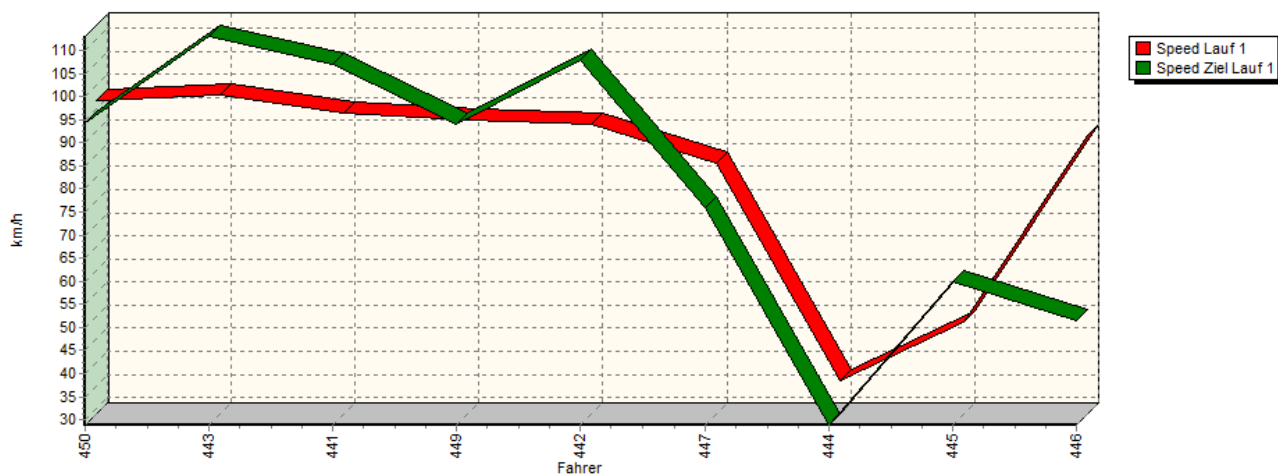
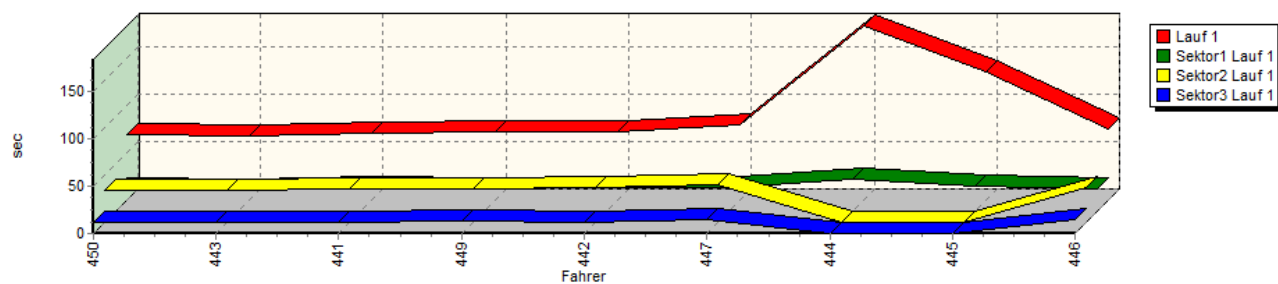


## Sektorzeiten & Speeds - Groupe E1-National+E1-FIA+E1-EX Classe 22a: -1150 ccm

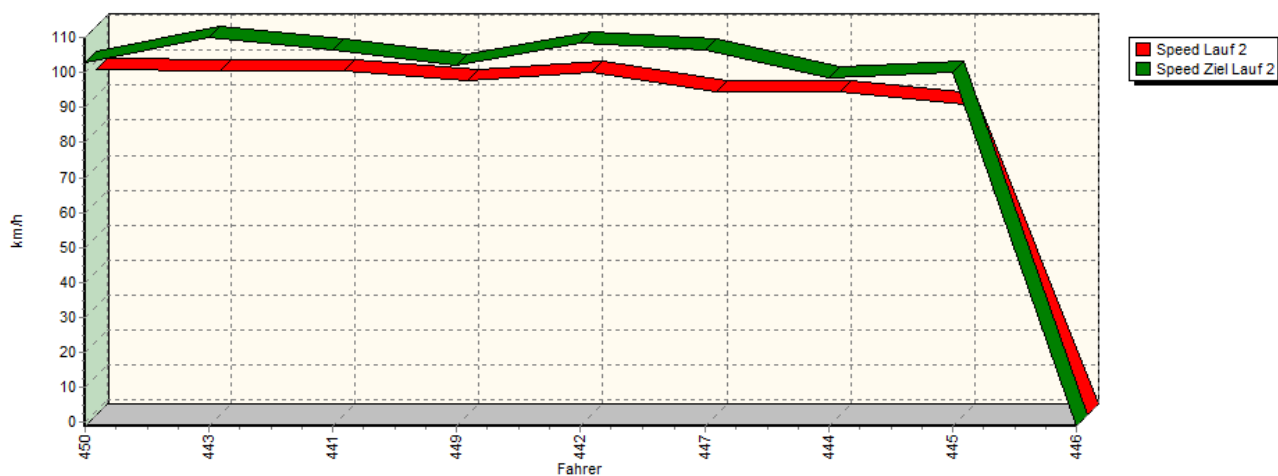
Speed-Diagramm Lauf 1



Sektor-Diagramm (Rest) Lauf 1

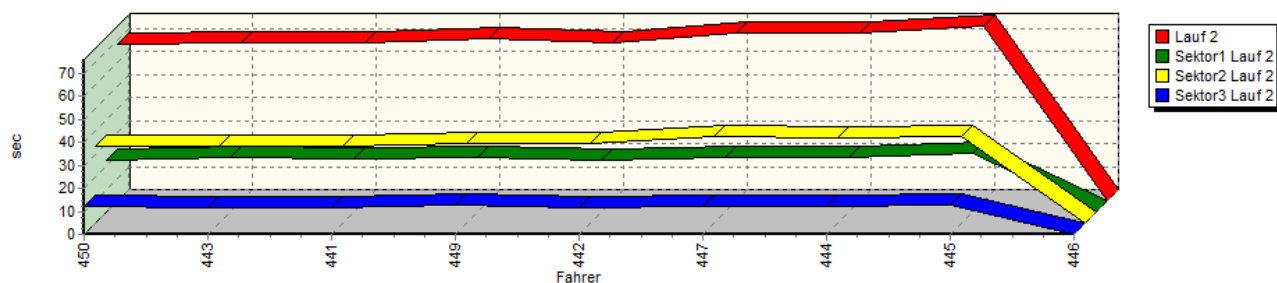


Speed-Diagramm Lauf 2

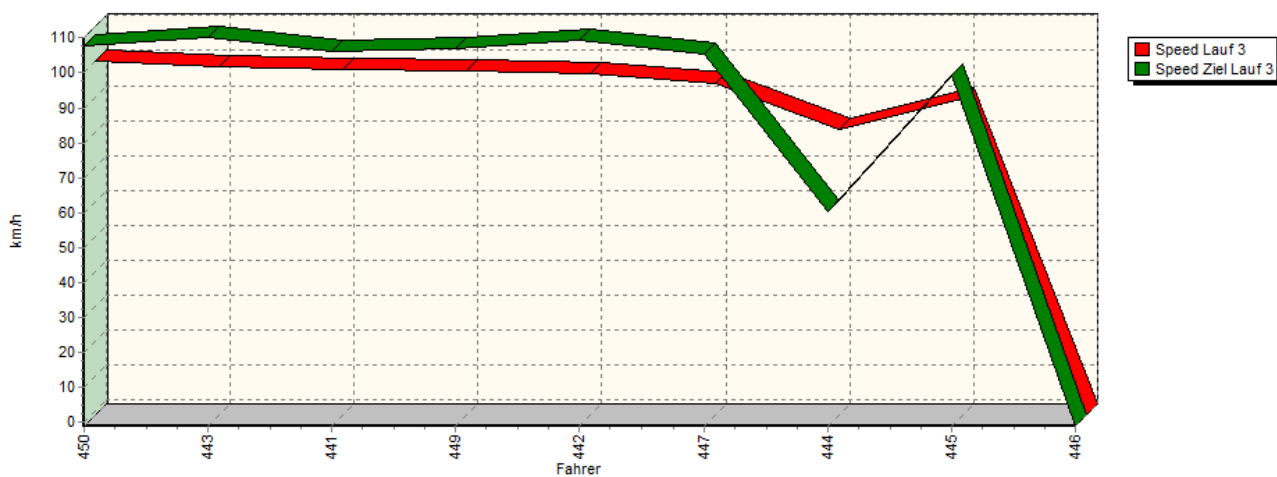


## Sektorzeiten & Speeds - Groupe E1-National+E1-FIA+E1-EX Classe 22a: -1150 ccm

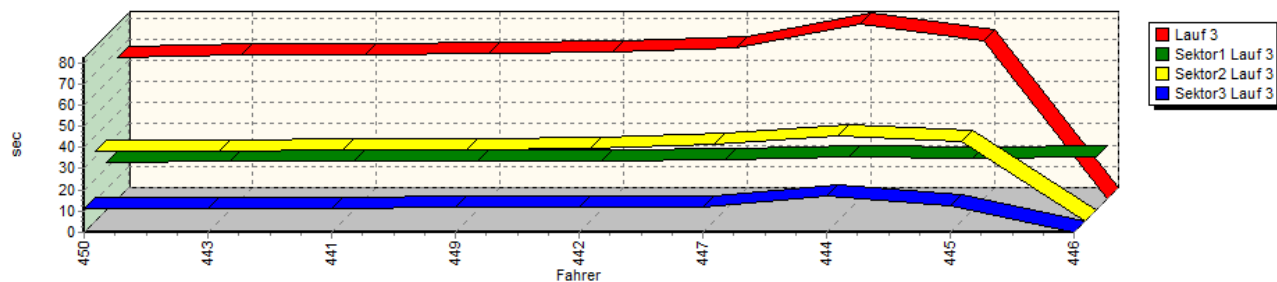
Sektor-Diagramm (Rest) Lauf 2



Speed-Diagramm Lauf 3



Sektor-Diagramm (Rest) Lauf 3



Rg.	Nr.	Sektor 1	Sektor 2	Sektor 3	Speed Ziel	Laufzeit	Speed (Lauf)
1	450	<b>BAUER Robert</b>		VW Polo			
		Lauf 1:	00:23.957	00:33.294	00:11.712	94,32 km/h	01:08.963
		Lauf 2:	00:22.710	00:33.609	00:11.875	102,89 km/h	01:08.194
		Lauf 3:	00:22.378	00:32.682	00:11.353	107,57 km/h	01:06.413
							96,57 km/h
							97,66 km/h
							100,28 km/h



**European Hill Race**  
**Bergrennen Eschdorf**  
**2. - 4. Mai 2014**  
Luxemburger Bergmeisterschaft 2014  
Deutsche Bergmeisterschaft 2014



**Sektorzeiten & Speeds - Groupe E1-National+E1-FIA+E1-EX Classe 22a: -1150 ccm**

Rg.	Nr.	Sektor 1	Sektor 2	Sektor 3	Speed Ziel	Laufzeit	Speed (Lauf)
2	443	<b>STELBERG Thomas</b>	VW Schneider Polo 16V				
		Lauf 1: 00:22.559	00:33.949	00:11.486	113,01 km/h	01:07.994	97,95 km/h
		Lauf 2: 00:23.422	00:33.657	00:11.423	110,02 km/h	01:08.502	97,22 km/h
		Lauf 3: 00:22.964	00:33.134	00:11.492	110,12 km/h	01:07.590	98,54 km/h
3	441	<b>HESSBERGER Jürgen</b>	Fiat 127 Sport Martini-Racing				
		Lauf 1: 00:24.475	00:34.731	00:11.611	106,88 km/h	01:10.817	94,05 km/h
		Lauf 2: 00:23.315	00:33.622	00:11.513	106,41 km/h	01:08.450	97,30 km/h
		Lauf 3: 00:23.063	00:33.615	00:11.368	106,29 km/h	01:08.046	97,88 km/h
4	449	<b>EBENHÖH Armin</b>	VW Polo Weissdorn Racing				
		Lauf 1: 00:23.571	00:35.429	00:12.950	94,13 km/h	01:11.950	92,56 km/h
		Lauf 2: 00:23.378	00:34.401	00:12.602	102,04 km/h	01:10.381	94,63 km/h
		Lauf 3: 00:23.023	00:33.469	00:11.776	106,94 km/h	01:08.268	97,56 km/h
5	442	<b>DEUTSCH Bernd</b>	Audi 50 Schneider				
		Lauf 1: 00:24.522	00:36.226	00:11.992	108,03 km/h	01:12.740	91,56 km/h
		Lauf 2: 00:22.728	00:34.392	00:11.689	108,54 km/h	01:08.809	96,79 km/h
		Lauf 3: 00:23.073	00:34.278	00:11.661	109,41 km/h	01:09.012	96,50 km/h
6	447	<b>EBERLE Jörg</b>	Fiat 127 Super Bamotec				
		Lauf 1: 00:25.706	00:40.336	00:14.153	76,05 km/h	01:20.195	83,05 km/h
		Lauf 2: 00:23.780	00:37.318	00:11.905	106,46 km/h	01:13.003	91,23 km/h
		Lauf 3: 00:23.422	00:36.085	00:11.623	105,44 km/h	01:11.130	93,63 km/h
7	444	<b>RICHTER Peter</b>	VW Schneider Polo				
		Lauf 1: 00:34.337	*	*	28,84 km/h	03:04.706	36,06 km/h
		Lauf 2: 00:23.868	00:37.144	00:12.037	98,43 km/h	01:13.049	91,17 km/h
		Lauf 3: 00:25.262	00:40.247	00:16.908	60,14 km/h	01:22.417	80,81 km/h
8	445	<b>RAUCH Rolf</b>	Fiat 128 Coupé				
		Lauf 1: 00:26.048	*	*	59,77 km/h	02:16.462	48,80 km/h
		Lauf 2: 00:25.561	00:37.833	00:12.455	100,13 km/h	01:15.849	87,81 km/h
		Lauf 3: 00:24.550	00:37.576	00:12.214	99,56 km/h	01:14.340	89,59 km/h
9	446	<b>ANGELBERGER Volker</b>	VW Polo				
		Lauf 1: 00:23.949	00:36.374	00:14.439	51,56 km/h	01:14.762	89,08 km/h
		Lauf 2: *	*	*	* km/h	*	* km/h
		Lauf 3: 00:25.161	*	*	* km/h	A	* km/h

