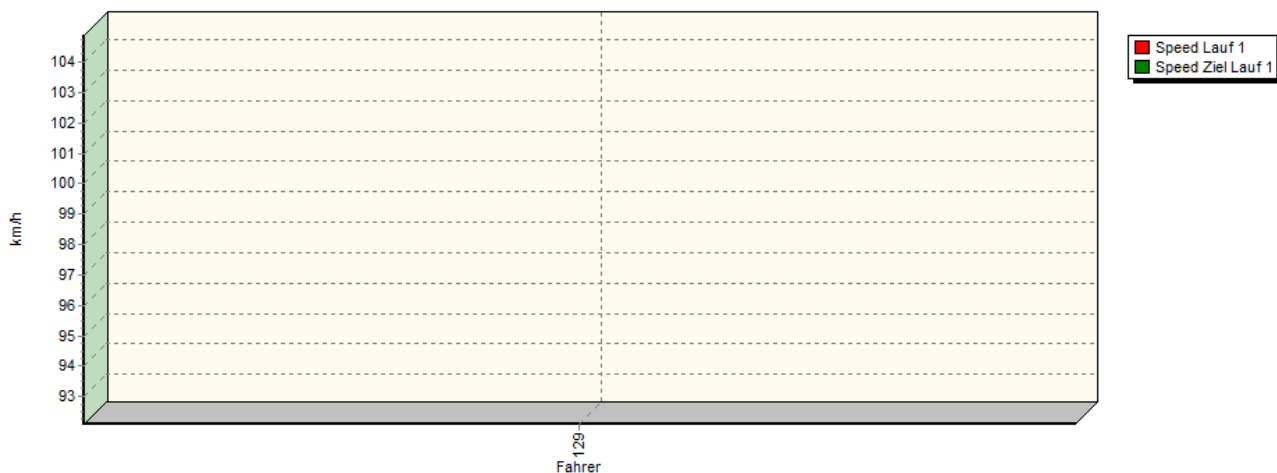


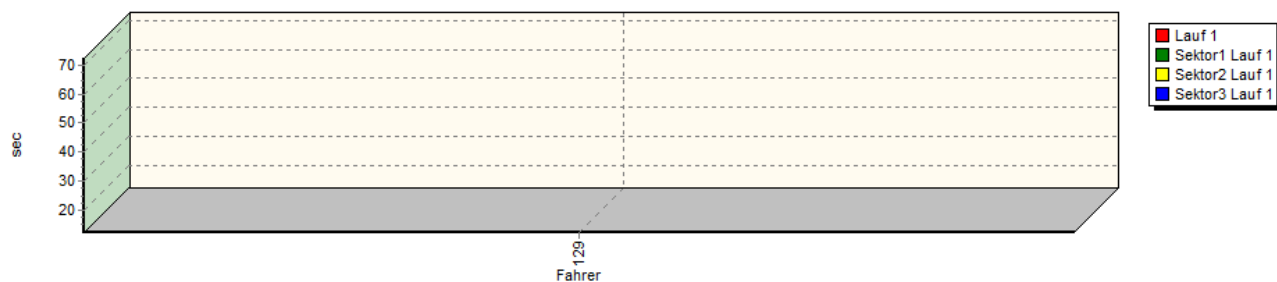
Sektorzeiten & Speeds - Groupe A+WRC+Super1600+R2+R3

Groupe A+WRC+Super1600+R2+R3 Classe 5: -1400 ccm

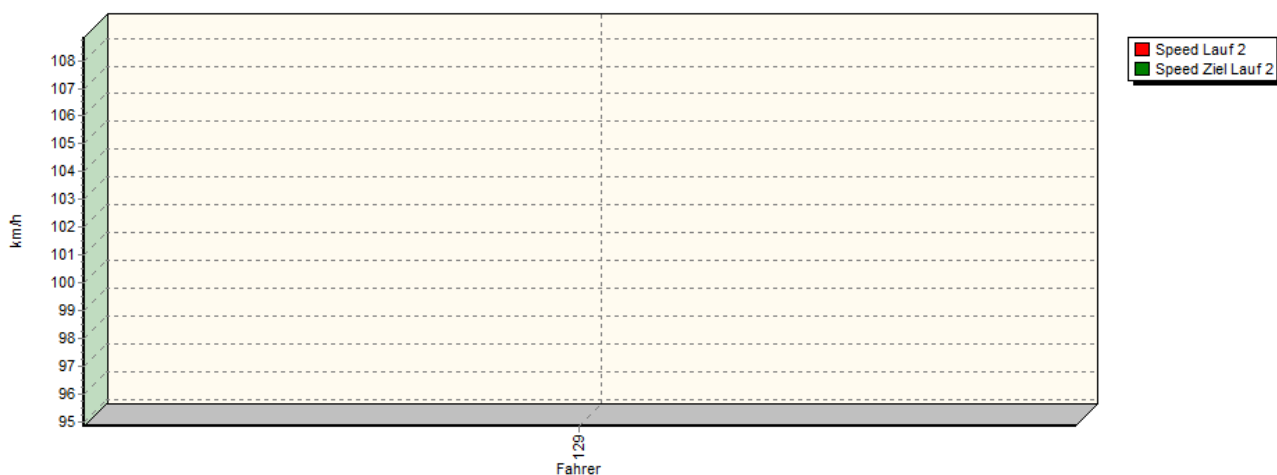
Speed-Diagramm Lauf 1



Sektor-Diagramm (Rest) Lauf 1

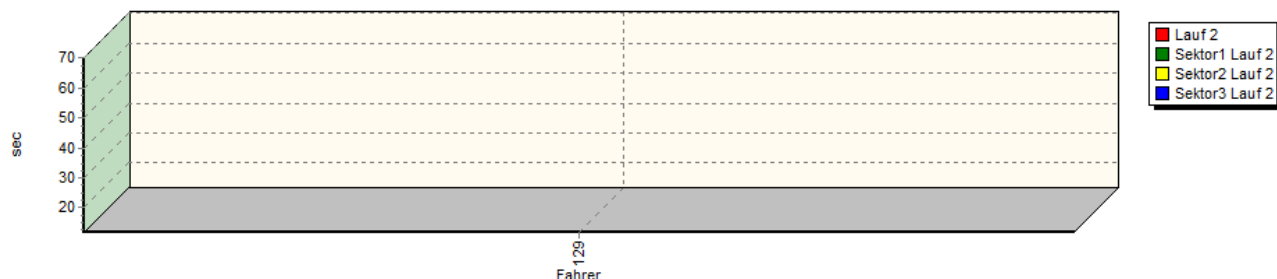


Speed-Diagramm Lauf 2

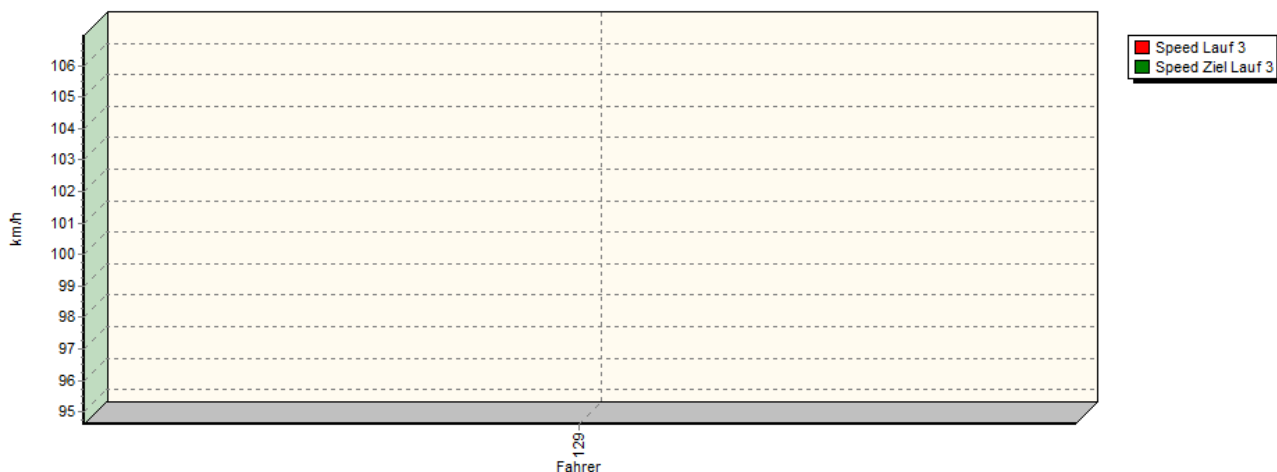


Sektorzeiten & Speeds - Groupe A+WRC+Super1600+R2+R3

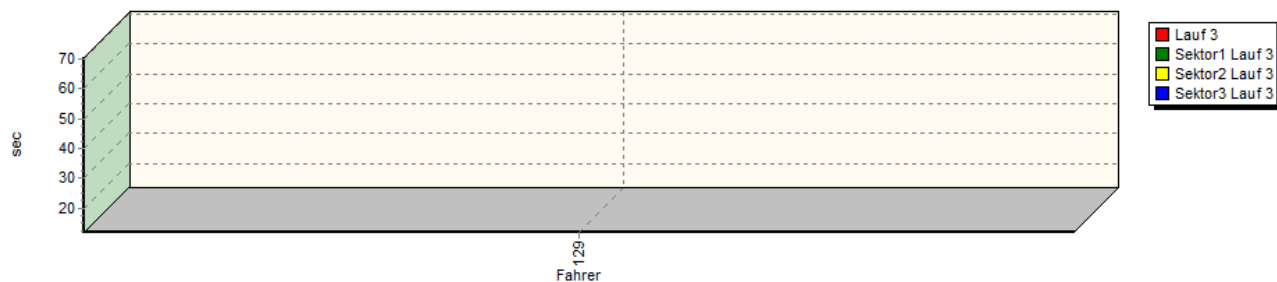
Sektor-Diagramm (Rest) Lauf 2



Speed-Diagramm Lauf 3



Sektor-Diagramm (Rest) Lauf 3

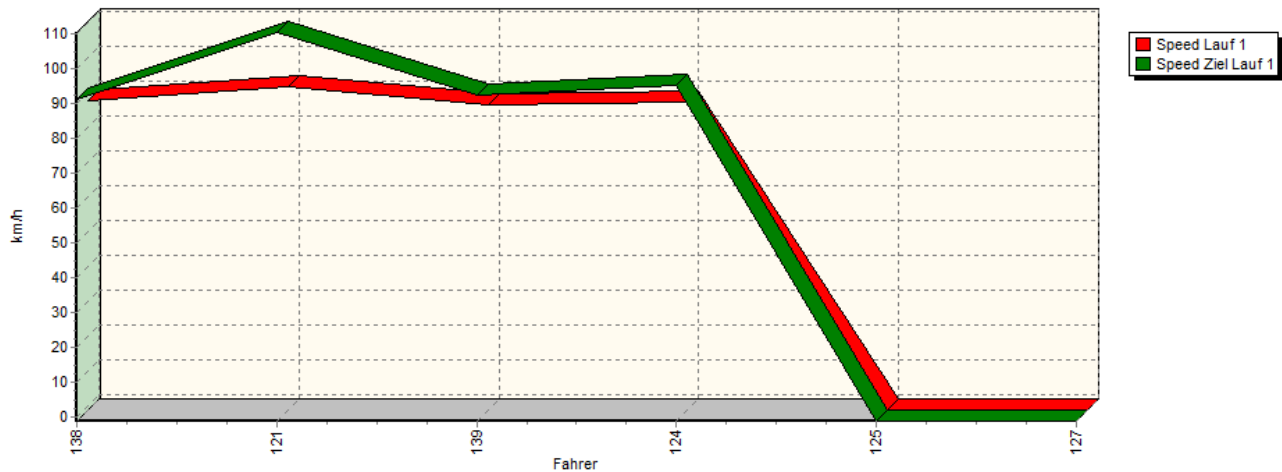


Rg.	Nr.	Sektor 1	Sektor 2	Sektor 3	Speed Ziel	Laufzeit	Speed (Lauf)	
1	129	TURK Henri Marc		Abarth 500				
		Lauf 1:	00:24.276	00:35.893	00:12.150	104,88 km/h	01:12.319	92,09 km/h
		Lauf 2:	00:23.334	00:35.122	00:11.760	108,83 km/h	01:10.216	94,85 km/h
		Lauf 3:	00:22.975	00:35.542	00:11.879	106,96 km/h	01:10.396	94,61 km/h

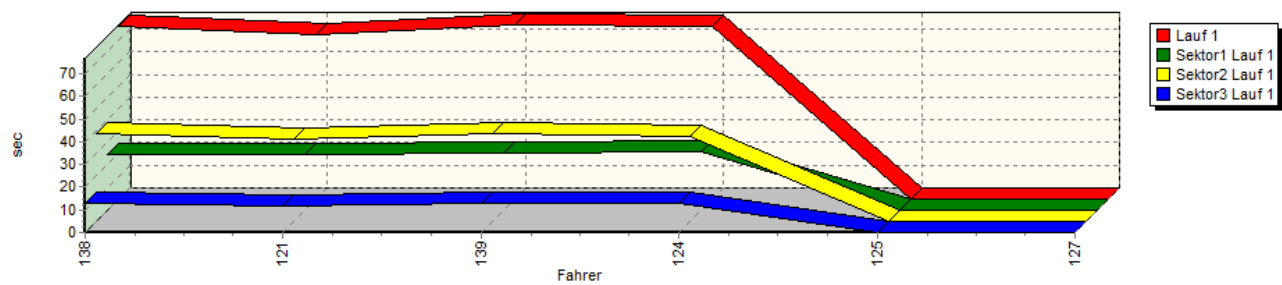
Sektorzeiten & Speeds - Groupe A+WRC+Super1600+R2+R3

Groupe A+WRC+Super1600+R2+R3 Classe 6: +1400-1600 ccm

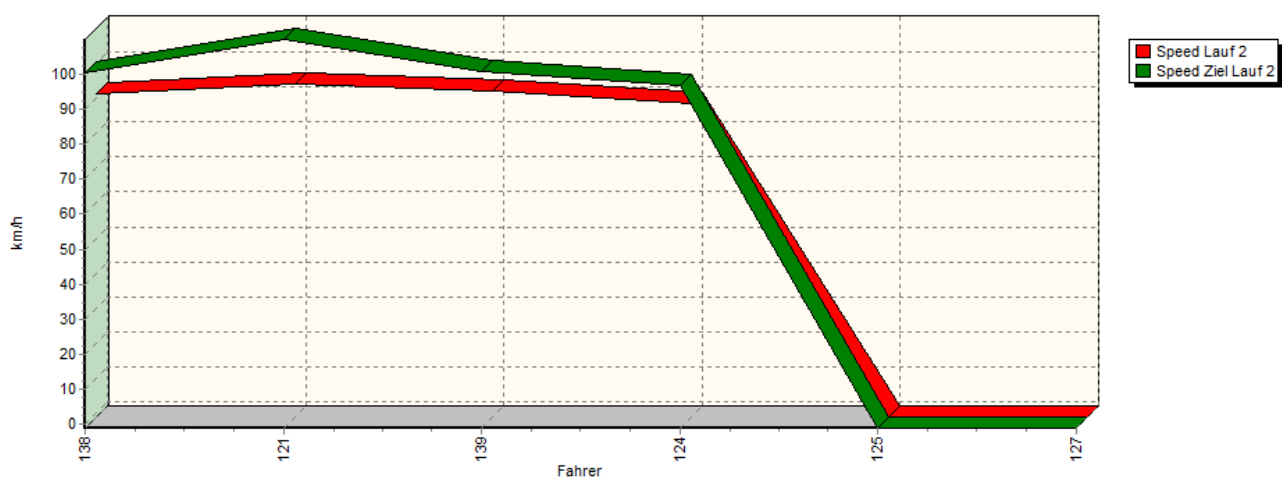
Speed-Diagramm Lauf 1



Sektor-Diagramm (Rest) Lauf 1

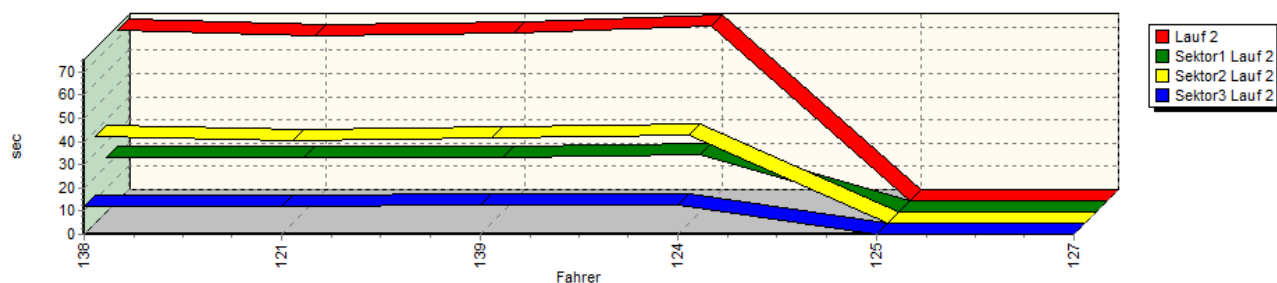


Speed-Diagramm Lauf 2

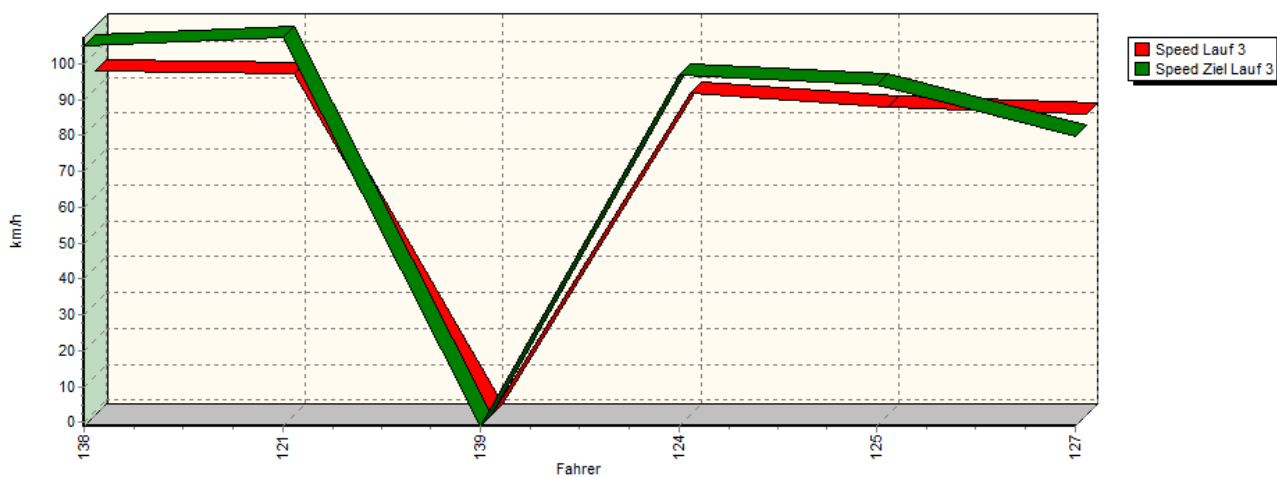


Sektorzeiten & Speeds - Groupe A+WRC+Super1600+R2+R3

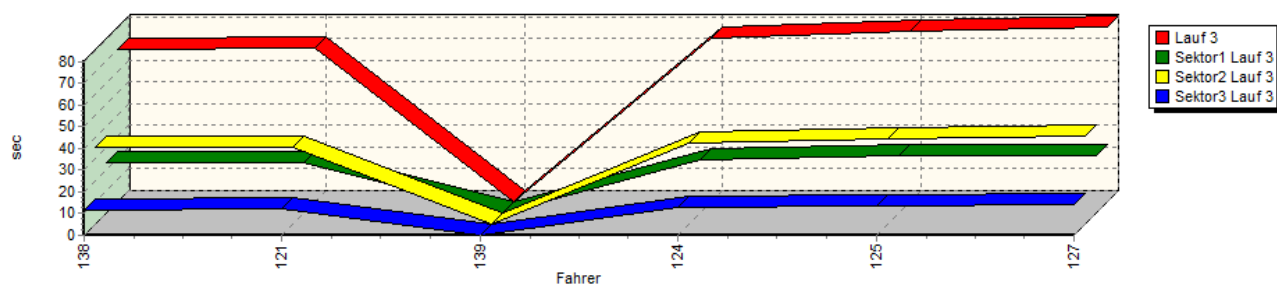
Sektor-Diagramm (Rest) Lauf 2



Speed-Diagramm Lauf 3



Sektor-Diagramm (Rest) Lauf 3

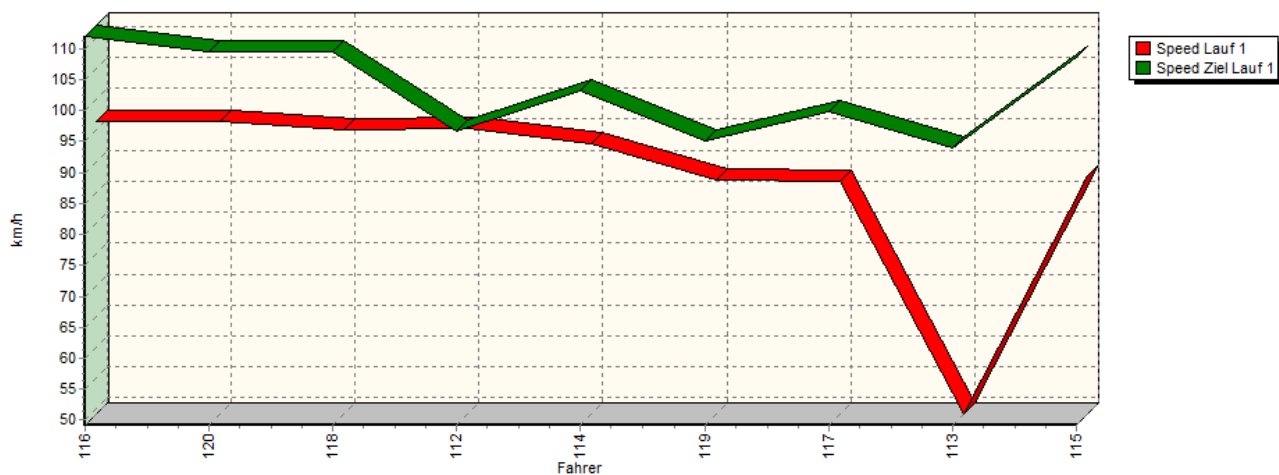


Rg.	Nr.	Sektor 1	Sektor 2	Sektor 3	Speed Ziel	Laufzeit	Speed (Lauf)	
1	138	HERING Ronny		VW Scirocco Gti				
		Lauf 1:	00:24.623	00:38.569	00:12.829	91,09 km/h	01:16.021	87,61 km/h
		Lauf 2:	00:23.651	00:37.334	00:12.253	100,27 km/h	01:13.238	90,94 km/h
		Lauf 3:	00:23.198	00:35.193	00:11.877	104,94 km/h	01:10.268	94,78 km/h

Sektorzeiten & Speeds - Groupe A+WRC+Super1600+R2+R3

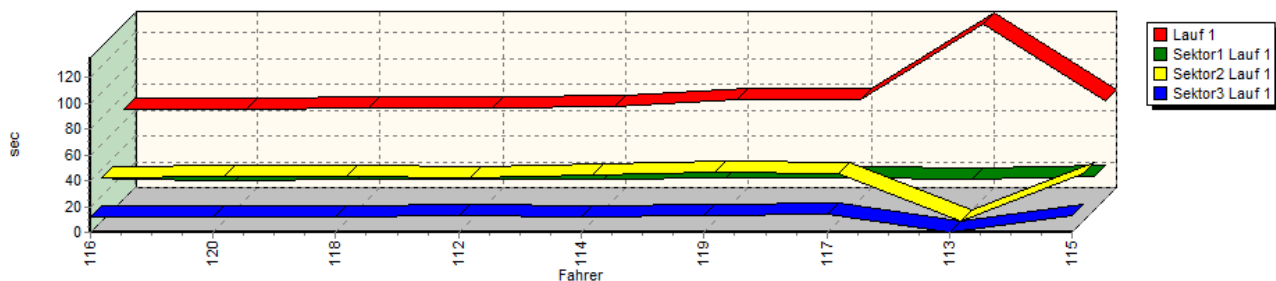
Rg.	Nr.	Sektor 1	Sektor 2	Sektor 3	Speed Ziel	Laufzeit	Speed (Lauf)	
2	121	BLOM Johny		Citroën DS3R3				
		Lauf 1:	00:24.482	00:36.394	00:11.936	110,40 km/h	01:12.812	91,47 km/h
		Lauf 2:	00:23.685	00:35.538	00:11.826	109,75 km/h	01:11.049	93,74 km/h
		Lauf 3:	00:23.468	00:35.310	00:11.949	107,35 km/h	01:10.727	94,16 km/h
3	139	SCHRÖDER Detlef		VW Polo Youngtimer				
		Lauf 1:	00:25.180	00:38.677	00:13.042	92,26 km/h	01:16.899	86,61 km/h
		Lauf 2:	00:23.412	00:36.509	00:12.461	100,47 km/h	01:12.382	92,01 km/h
		Lauf 3:	*	*	*	* km/h	*	* km/h
4	124	BOCH Hans-Peter		Honda Civic				
		Lauf 1:	00:25.722	00:37.734	00:12.975	95,20 km/h	01:16.431	87,14 km/h
		Lauf 2:	00:24.685	00:37.738	00:12.922	96,76 km/h	01:15.345	88,39 km/h
		Lauf 3:	00:24.693	00:37.459	00:12.826	96,78 km/h	01:14.978	88,83 km/h
5	125	KOENIG Chris		Citroën C2R2 Max				
		Lauf 1:	*	*	*	* km/h	*	* km/h
		Lauf 2:	*	*	*	* km/h	*	* km/h
		Lauf 3:	00:26.163	00:39.102	00:13.330	94,13 km/h	01:18.595	84,74 km/h
6	127	BRACHTENBACH Michèle		Citroën C2R2 Max				
		Lauf 1:	*	*	*	* km/h	*	* km/h
		Lauf 2:	*	*	*	* km/h	*	* km/h
		Lauf 3:	00:26.297	00:40.200	00:13.879	79,85 km/h	01:20.376	82,86 km/h

Groupe A+WRC+Super1600+R2+R3 Classe 7: +1600-2000 ccm Speed-Diagramm Lauf 1

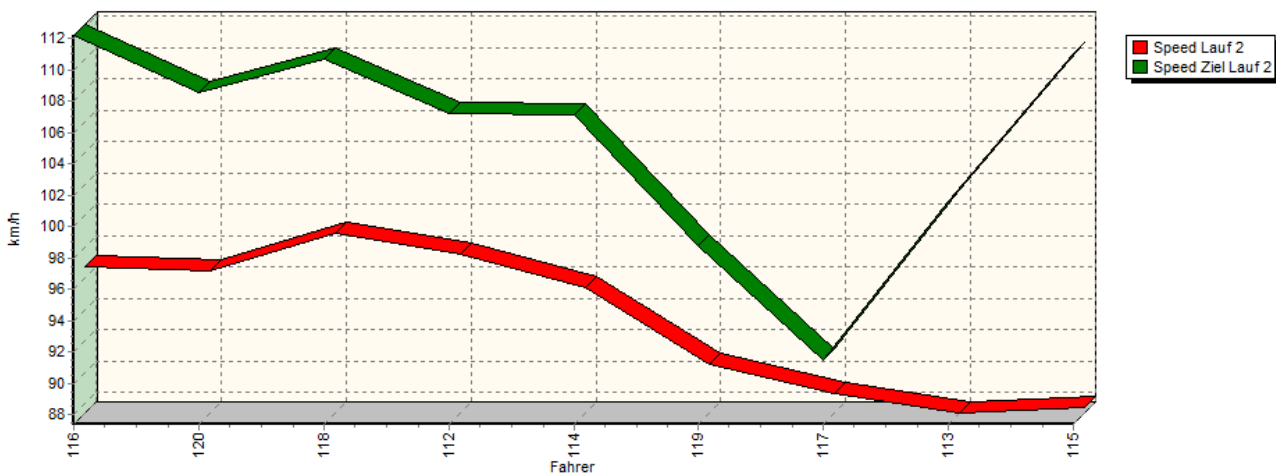


Sektorzeiten & Speeds - Groupe A+WRC+Super1600+R2+R3

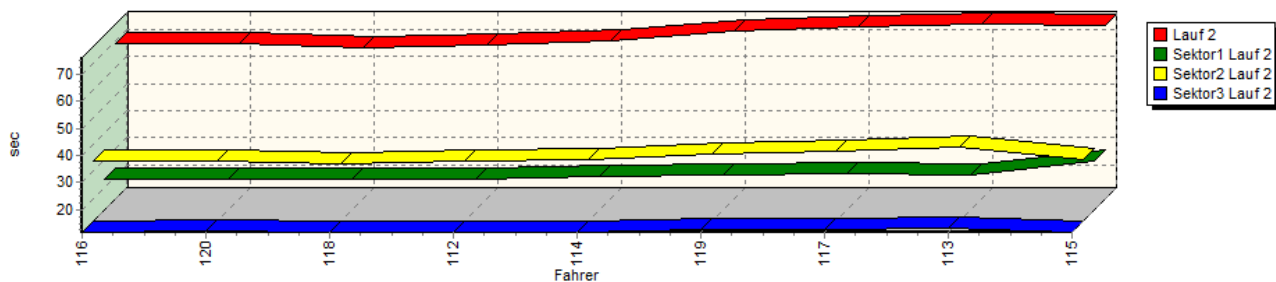
Sektor-Diagramm (Rest) Lauf 1



Speed-Diagramm Lauf 2

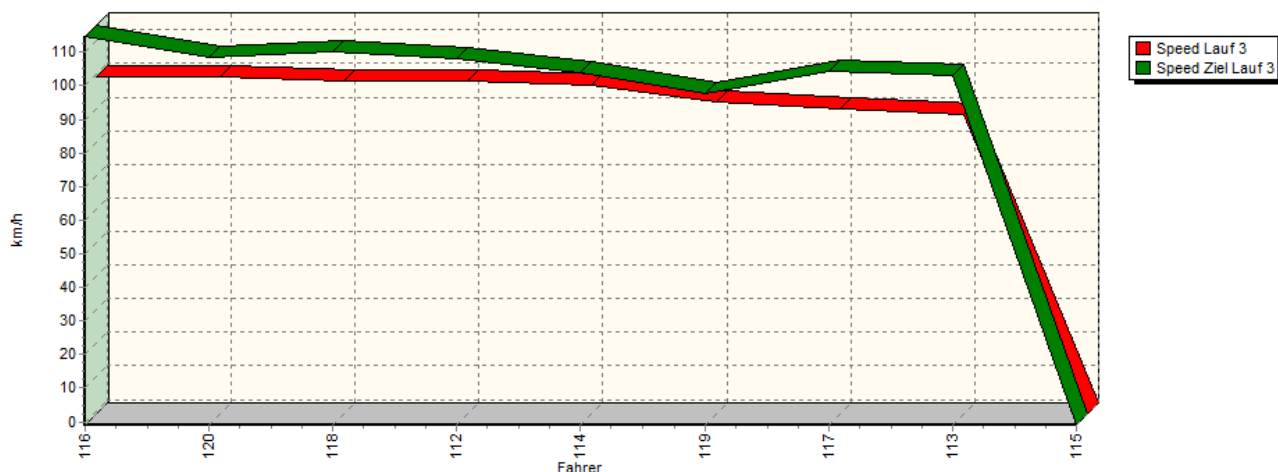


Sektor-Diagramm (Rest) Lauf 2

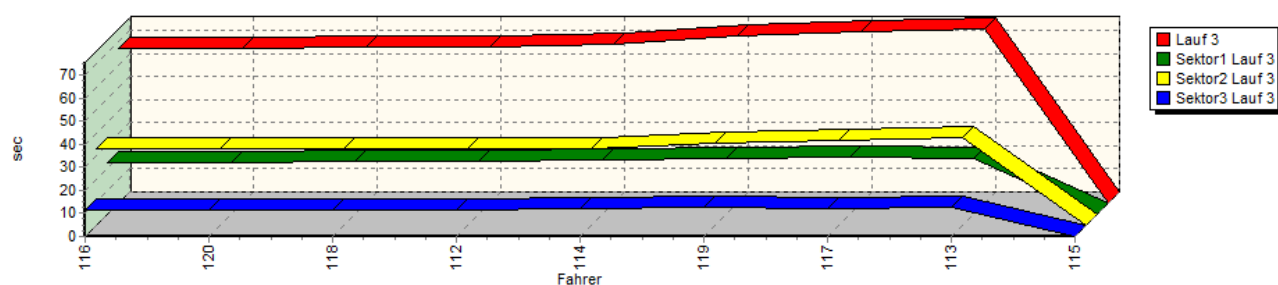


Sektorzeiten & Speeds - Groupe A+WRC+Super1600+R2+R3

Speed-Diagramm Lauf 3



Sektor-Diagramm (Rest) Lauf 3



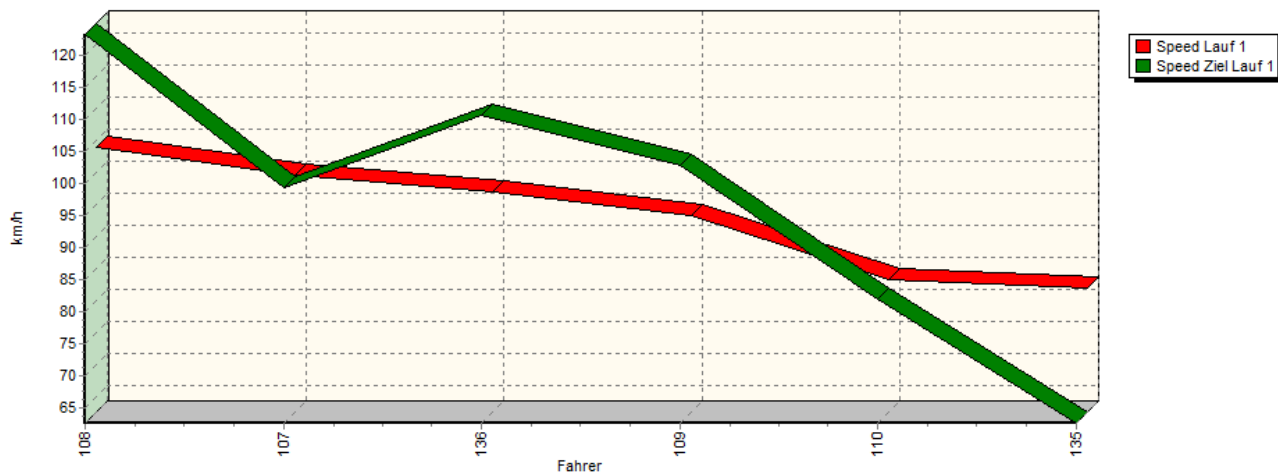
Rg.	Nr.	Sektor 1	Sektor 2	Sektor 3	Speed Ziel	Laufzeit	Speed (Lauf)
1	116	GOLDBACH Markus	Renault Clio RS				
		Lauf 1: 00:23.409	00:34.015	00:11.574	111,97 km/h	01:08.998	96,52 km/h
		Lauf 2: 00:22.920	00:34.084	00:11.883	112,20 km/h	01:08.887	96,68 km/h
		Lauf 3: 00:22.554	00:33.042	00:11.465	114,69 km/h	01:07.061	99,31 km/h
2	120	STOLL Jochen	Peugeot 306 S16				
		Lauf 1: 00:22.990	00:34.200	00:11.799	109,59 km/h	01:08.989	96,54 km/h
		Lauf 2: 00:22.987	00:34.069	00:11.964	108,54 km/h	01:09.020	96,49 km/h
		Lauf 3: 00:22.160	00:33.321	00:11.675	108,28 km/h	01:07.156	99,17 km/h
3	118	ORTH Ralf	BMW 320is E30				
		Lauf 1: 00:23.764	00:34.521	00:11.695	109,55 km/h	01:09.980	95,17 km/h
		Lauf 2: 00:22.871	00:32.885	00:11.629	110,65 km/h	01:07.385	98,83 km/h
		Lauf 3: 00:22.864	00:33.344	00:11.544	110,19 km/h	01:07.752	98,30 km/h
4	112	STARCK Corentin	Renault Clio 3 Cup				
		Lauf 1: 00:23.427	00:33.726	00:12.758	96,65 km/h	01:09.911	95,26 km/h
		Lauf 2: 00:22.836	00:33.746	00:11.700	107,25 km/h	01:08.282	97,54 km/h
		Lauf 3: 00:22.865	00:33.401	00:11.597	107,85 km/h	01:07.863	98,14 km/h

Sektorzeiten & Speeds - Groupe A+WRC+Super1600+R2+R3

Rg.	Nr.	Sektor 1	Sektor 2	Sektor 3	Speed Ziel	Laufzeit	Speed (Lauf)
5	114	DONKELS Daniel	Renault Clio 3 Cup				
		Lauf 1: 00:24.274	00:35.535	00:11.898	103,13 km/h	01:11.707	92,88 km/h
		Lauf 2: 00:23.905	00:34.276	00:11.627	107,11 km/h	01:09.808	95,40 km/h
		Lauf 3: 00:23.729	00:33.182	00:11.858	103,90 km/h	01:08.769	96,85 km/h
6	119	VEIT Kevin	BMW 318is E30				
		Lauf 1: 00:25.064	00:38.391	00:13.153	95,06 km/h	01:16.608	86,94 km/h
		Lauf 2: 00:24.579	00:36.376	00:12.640	98,74 km/h	01:13.595	90,50 km/h
		Lauf 3: 00:24.280	00:35.561	00:12.587	97,68 km/h	01:12.428	91,95 km/h
7	117	BECKER Sandra	Alfa Romeo 147				
		Lauf 1: 00:25.451	00:37.142	00:14.111	99,77 km/h	01:16.704	86,83 km/h
		Lauf 2: 00:24.826	00:37.540	00:12.782	91,49 km/h	01:15.148	88,63 km/h
		Lauf 3: 00:24.810	00:37.087	00:12.132	104,26 km/h	01:14.029	89,97 km/h
8	113	BECKER Pascal	Renault Clio 3 Cup				
		Lauf 1: 00:24.071	*	*	94,08 km/h	02:15.389	49,19 km/h
		Lauf 2: 00:24.500	00:38.757	00:12.961	101,57 km/h	01:16.218	87,38 km/h
		Lauf 3: 00:24.311	00:38.210	00:12.902	103,08 km/h	01:15.423	88,30 km/h
9	115	NEU Kai	Ford Focus ST170				
		Lauf 1: 00:26.057	00:37.229	00:12.639	108,68 km/h	01:15.925	87,72 km/h
		Lauf 2: 00:29.873	00:34.400	00:11.633	111,07 km/h	01:15.906	87,74 km/h
		Lauf 3: *	*	*	* km/h	*	* km/h

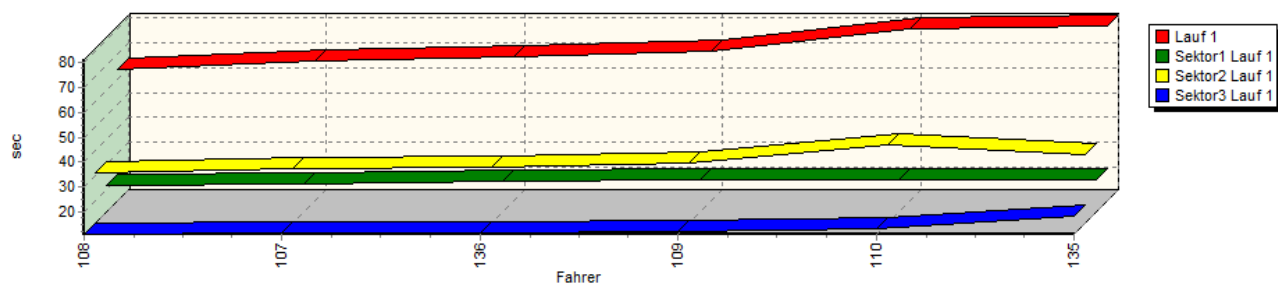
Groupe A+WRC+Super1600+R2+R3 Classe 8: +2000 ccm

Speed-Diagramm Lauf 1

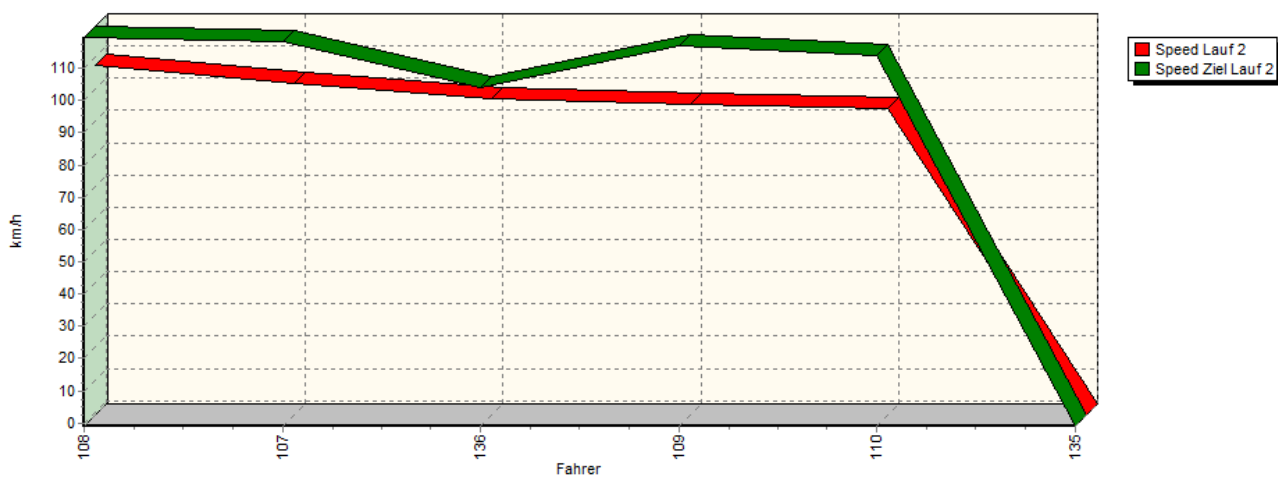


Sektorzeiten & Speeds - Groupe A+WRC+Super1600+R2+R3

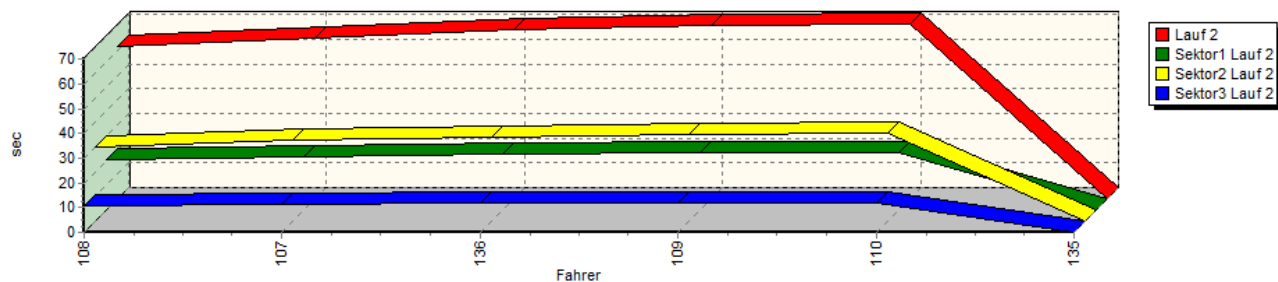
Sektor-Diagramm (Rest) Lauf 1



Speed-Diagramm Lauf 2

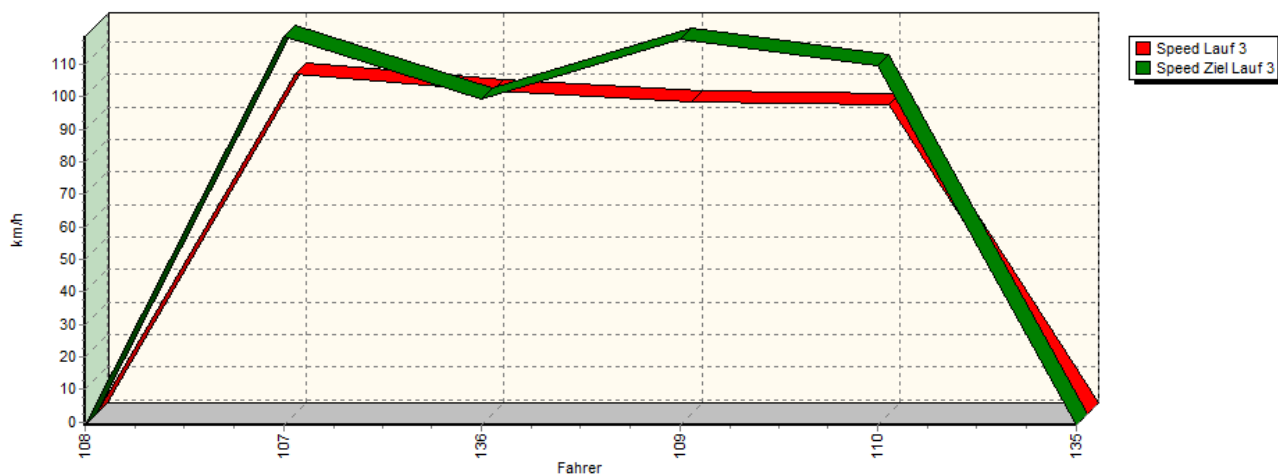


Sektor-Diagramm (Rest) Lauf 2

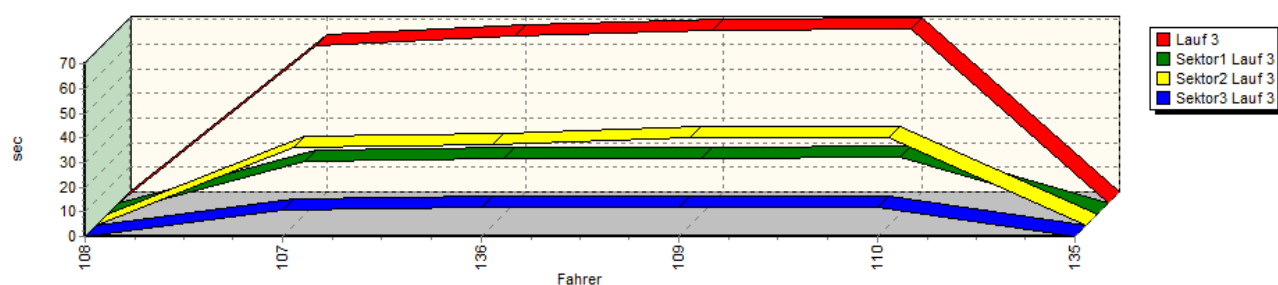


Sektorzeiten & Speeds - Groupe A+WRC+Super1600+R2+R3

Speed-Diagramm Lauf 3



Sektor-Diagramm (Rest) Lauf 3



Rg.	Nr.	Sektor 1	Sektor 2	Sektor 3	Speed Ziel	Laufzeit	Speed (Lauf)	
1	108	KESSLER Thomas	Mitsubishi Lancer Evo 8					
		Lauf 1:	00:21.720	00:31.308	00:11.069	123,21 km/h	01:04.097	103,90 km/h
		Lauf 2:	00:20.602	00:30.285	00:11.023	119,57 km/h	01:01.910	107,58 km/h
		Lauf 3:	*	*	*	* km/h	A	* km/h
2	107	WANEK Roland	Mitsubishi Lancer Evo 9					
		Lauf 1:	00:22.468	00:32.934	00:11.550	99,26 km/h	01:06.952	99,47 km/h
		Lauf 2:	00:21.231	00:32.723	00:11.300	118,39 km/h	01:05.254	102,06 km/h
		Lauf 3:	00:21.386	00:31.841	00:11.001	118,63 km/h	01:04.228	103,69 km/h
3	136	REIN Richard	Ford Capri 2600 RS					
		Lauf 1:	00:23.585	00:33.463	00:11.706	110,58 km/h	01:08.754	96,87 km/h
		Lauf 2:	00:22.695	00:34.036	00:11.936	104,16 km/h	01:08.667	96,99 km/h
		Lauf 3:	00:22.590	00:32.969	00:12.136	99,44 km/h	01:07.695	98,38 km/h
4	109	DREYFUERST Ludger	Mitsubishi Lancer					
		Lauf 1:	00:23.856	00:35.400	00:12.080	102,87 km/h	01:11.336	93,36 km/h
		Lauf 2:	00:23.040	00:34.949	00:11.932	117,12 km/h	01:09.921	95,25 km/h
		Lauf 3:	00:22.565	00:35.728	00:11.619	117,71 km/h	01:09.912	95,26 km/h



European Hill Race

Bergrennen Eschdorf

2. - 4. Mai 2014

Luxemburger Bergmeisterschaft 2014

Deutsche Bergmeisterschaft 2014



Sektorzeiten & Speeds - Groupe A+WRC+Super1600+R2+R3

Rg.	Nr.		Sektor 1	Sektor 2	Sektor 3	Speed Ziel	Laufzeit	Speed (Lauf)
5	110	VOGT Albert		Subaru Impreza GC8				
		Lauf 1:	00:24.109	00:42.289	00:13.515	82,03 km/h	01:19.913	83,34 km/h
		Lauf 2:	00:23.003	00:35.879	00:11.886	113,76 km/h	01:10.768	94,11 km/h
		Lauf 3:	00:23.040	00:35.790	00:11.907	109,74 km/h	01:10.737	94,15 km/h
6	135	NEUROHR Heinz		Renault Alpine A310 S				
		Lauf 1:	00:24.191	00:38.514	00:18.510	62,67 km/h	01:21.215	82,00 km/h
		Lauf 2:	*	*	*	* km/h	*	* km/h
		Lauf 3:	*	*	*	* km/h	*	* km/h

