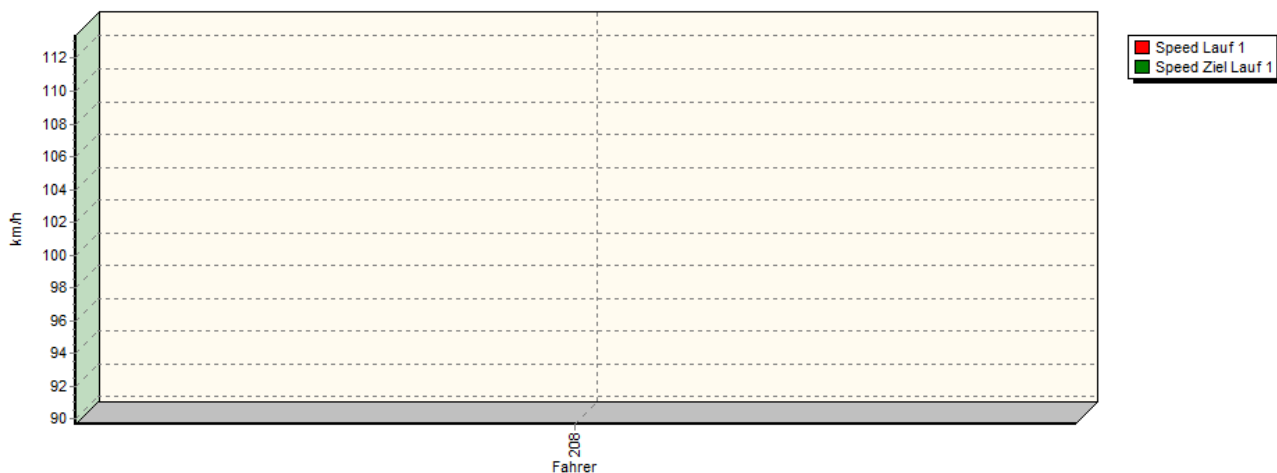


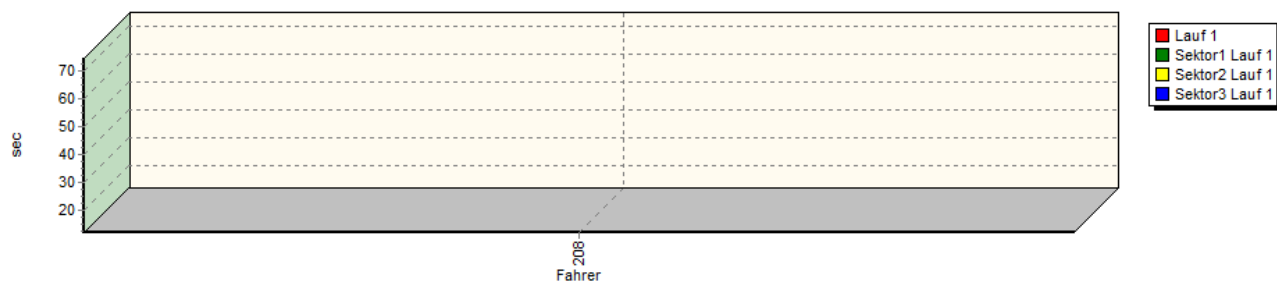
Sektorzeiten & Speeds - Groupe E2-SH

Groupe E2-SH Classe 26: -1600 ccm

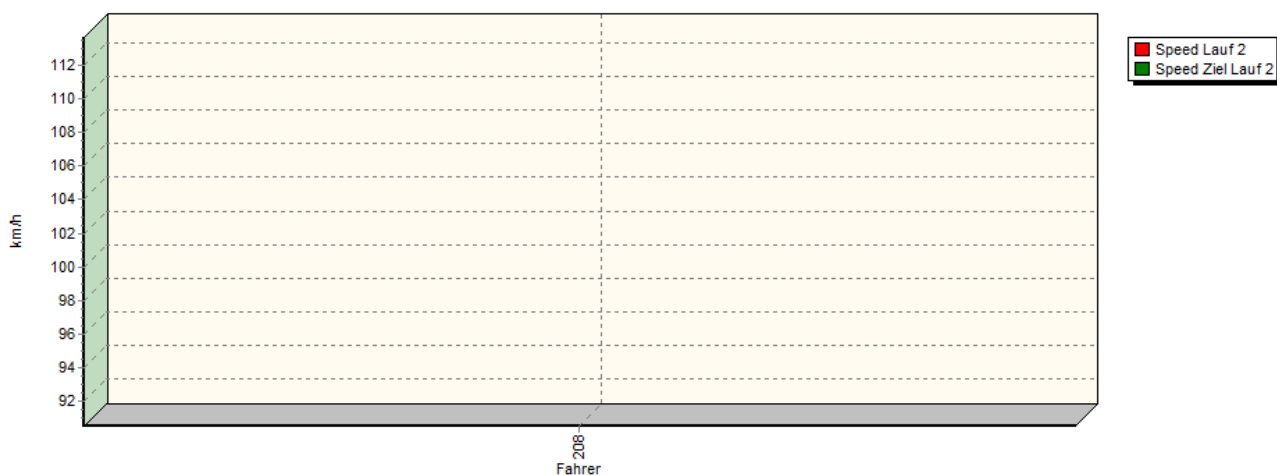
Speed-Diagramm Lauf 1



Sektor-Diagramm (Rest) Lauf 1

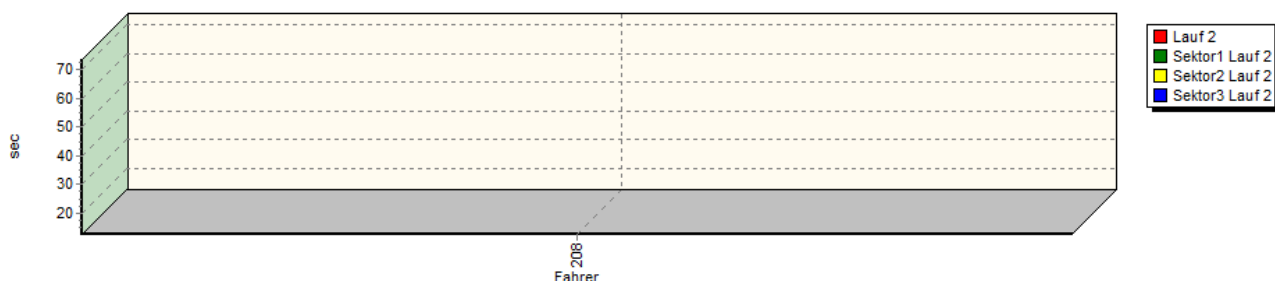


Speed-Diagramm Lauf 2

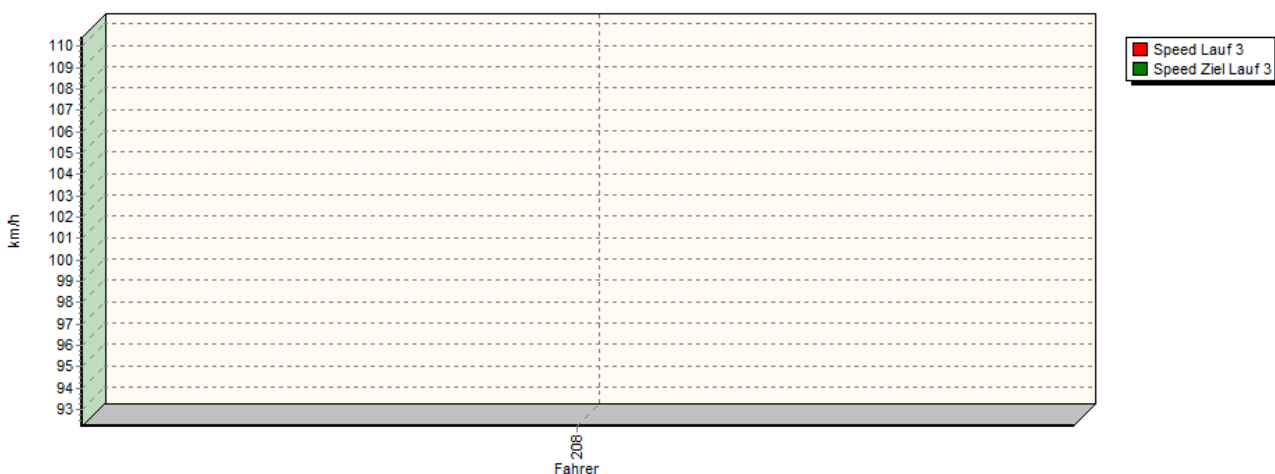


Sektorzeiten & Speeds - Groupe E2-SH

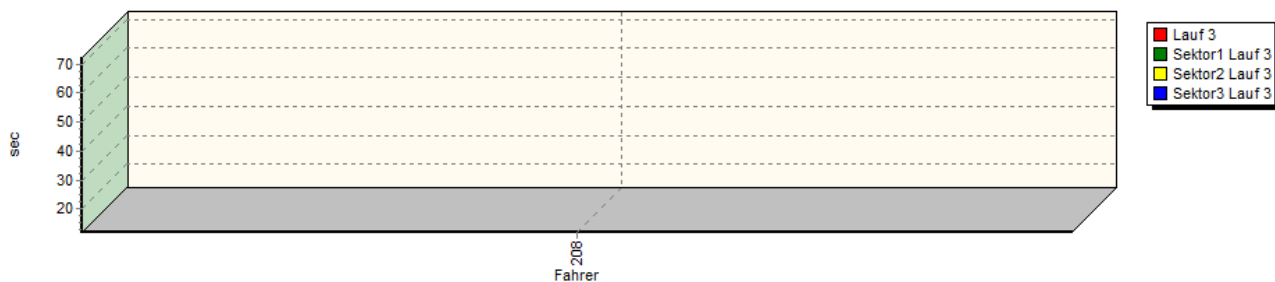
Sektor-Diagramm (Rest) Lauf 2



Speed-Diagramm Lauf 3



Sektor-Diagramm (Rest) Lauf 3

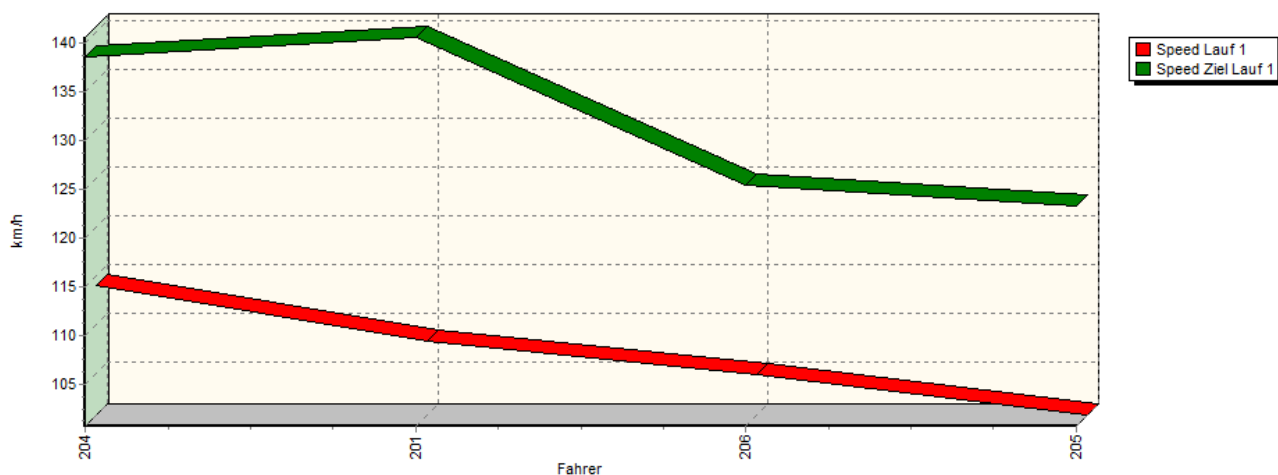


Rg.	Nr.	Sektor 1	Sektor 2	Sektor 3	Speed Ziel	Laufzeit	Speed (Lauf)
1	208	DE SAEDELEER Bart	Fiat 500 VRC				
		Lauf 1: 00:24.021	00:38.002	00:12.243	113,40 km/h	01:14.266	89,68 km/h
		Lauf 2: 00:23.509	00:37.661	00:12.427	113,68 km/h	01:13.597	90,49 km/h
		Lauf 3: 00:23.077	00:37.094	00:12.049	110,41 km/h	01:12.220	92,22 km/h

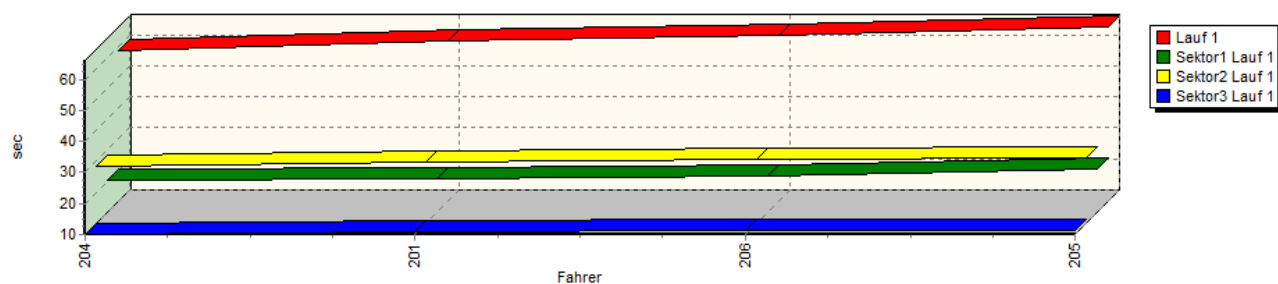
Sektorzeiten & Speeds - Groupe E2-SH

Groupe E2-SH Classe 29: +3000 ccm

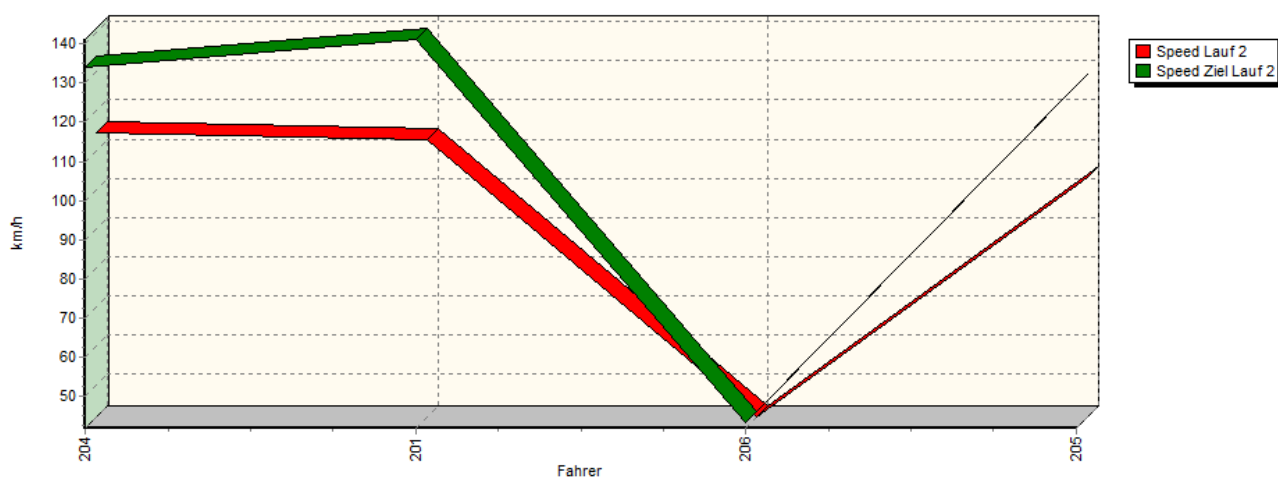
Speed-Diagramm Lauf 1



Sektor-Diagramm (Rest) Lauf 1

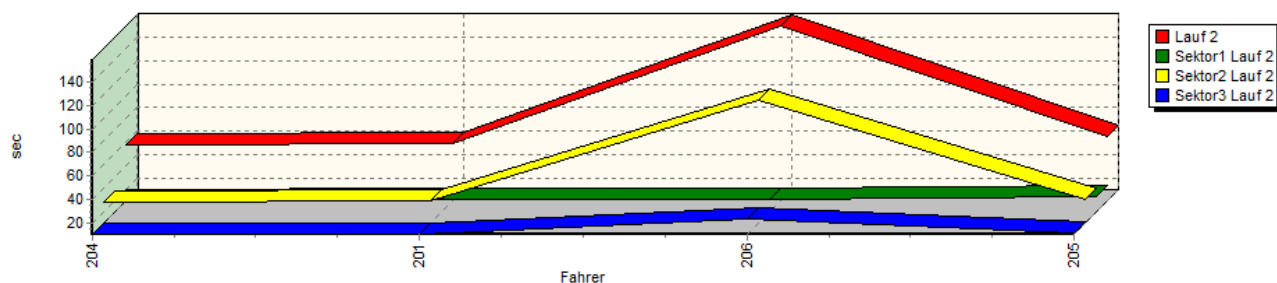


Speed-Diagramm Lauf 2



Sektorzeiten & Speeds - Groupe E2-SH

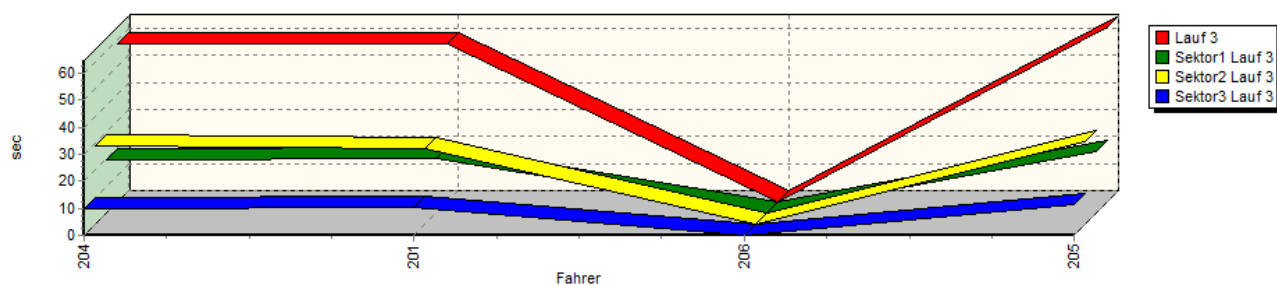
Sektor-Diagramm (Rest) Lauf 2



Speed-Diagramm Lauf 3



Sektor-Diagramm (Rest) Lauf 3



Rg.	Nr.	Sektor 1	Sektor 2	Sektor 3	Speed Ziel	Laufzeit	Speed (Lauf)	
1	204	VITVER Vladimir	Audi WTTT DTM					
		Lauf 1:	00:20.200	00:28.295	00:09.940	138,56 km/h	00:58.435	113,97 km/h
		Lauf 2:	00:20.043	00:28.301	00:09.904	133,90 km/h	00:58.248	114,34 km/h
		Lauf 3:	00:19.834	00:28.908	00:09.813	139,91 km/h	00:58.555	113,74 km/h



European Hill Race
Bergrennen Eschdorf
2. - 4. Mai 2014
Luxemburger Bergmeisterschaft 2014
Deutsche Bergmeisterschaft 2014



Sektorzeiten & Speeds - Groupe E2-SH

Rg.	Nr.	Sektor 1	Sektor 2	Sektor 3	Speed Ziel	Laufzeit	Speed (Lauf)
2	201	SCHMITT Sebastian	Opel Astra V8 DTM				
		Lauf 1: 00:20.841	00:29.846	00:10.817	140,56 km/h	01:01.504	108,29 km/h
		Lauf 2: 00:20.299	00:28.459	00:10.333	141,17 km/h	00:59.091	112,71 km/h
		Lauf 3: 00:20.136	00:28.121	00:10.349	138,01 km/h	00:58.606	113,64 km/h
3	206	TOURTEL Mickael	VW Scirocco GC 10				
		Lauf 1: 00:21.504	00:30.845	00:11.152	125,36 km/h	01:03.501	104,88 km/h
		Lauf 2: 00:21.073	01:55.464	00:22.676	43,41 km/h	02:39.213	41,83 km/h
		Lauf 3: *	*	*	* km/h	*	* km/h
4	205	HÊCHE Yann	Mazda 3 MPS Rotary				
		Lauf 1: 00:23.777	00:31.010	00:11.361	123,25 km/h	01:06.148	100,68 km/h
		Lauf 2: 00:22.584	00:30.614	00:11.422	129,43 km/h	01:04.620	103,06 km/h
		Lauf 3: 00:22.658	00:30.433	00:11.506	121,48 km/h	01:04.597	103,10 km/h

