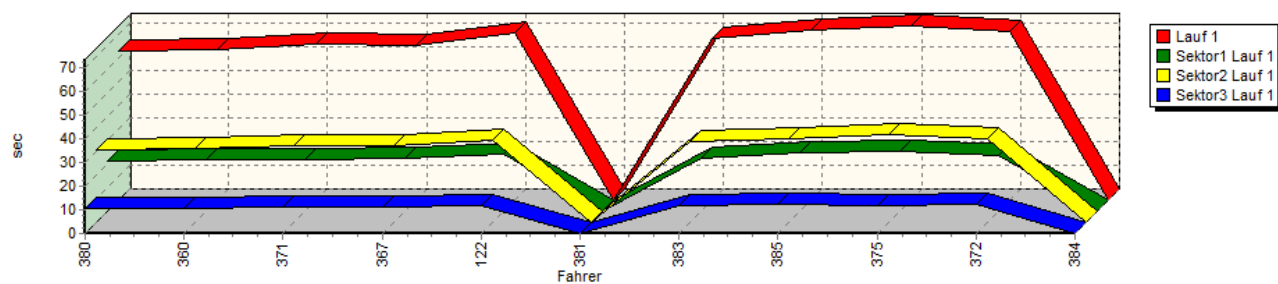


Sektorzeiten & Speeds - Groupe E1-National+E1-FIA+E1-EX Classe 22c: +1400-1600 ccm

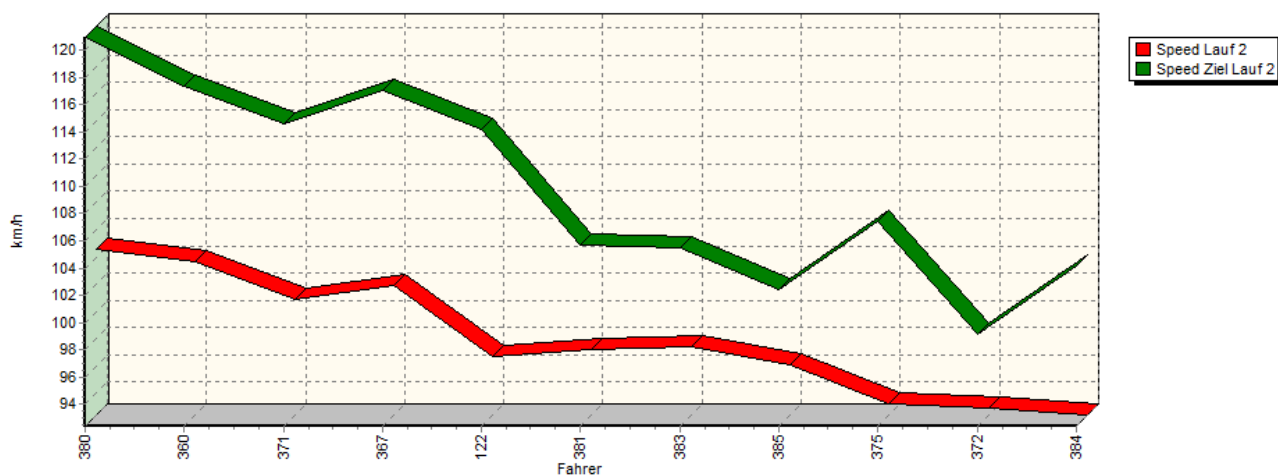
Speed-Diagramm Lauf 1



Sektor-Diagramm (Rest) Lauf 1

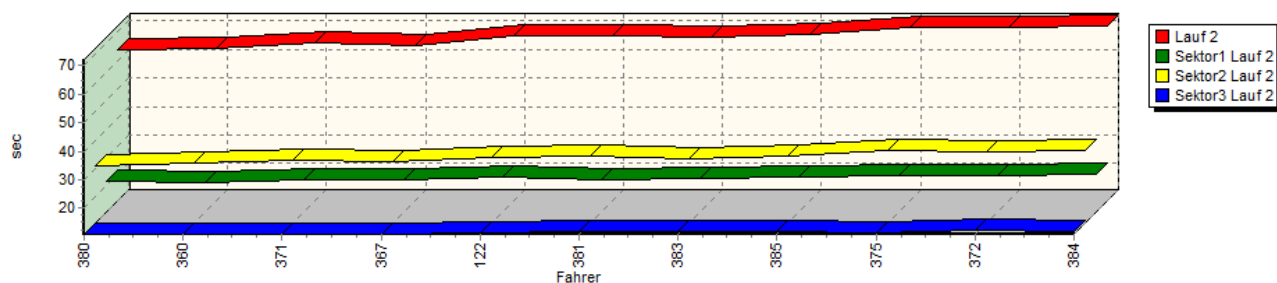


Speed-Diagramm Lauf 2



Sektorzeiten & Speeds - Groupe E1-National+E1-FIA+E1-EX Classe 22c: +1400-1600 ccm

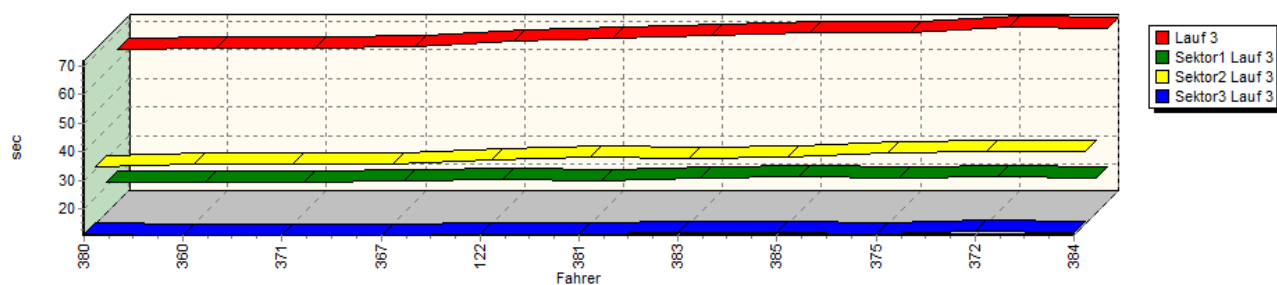
Sektor-Diagramm (Rest) Lauf 2



Speed-Diagramm Lauf 3



Sektor-Diagramm (Rest) Lauf 3



Rg.	Nr.	Sektor 1	Sektor 2	Sektor 3	Speed Ziel	Laufzeit	Speed (Lauf)	
1	380	AUCHTER Tobias		Opel Corsa Zöllner GSI 16V				
		Lauf 1:	00:21.432	00:30.688	00:10.866	119,44 km/h	01:02.986	105,74 km/h
		Lauf 2:	00:21.701	00:30.915	00:11.057	120,95 km/h	01:03.673	104,60 km/h
		Lauf 3:	00:21.699	00:30.854	00:11.291	117,94 km/h	01:03.844	104,32 km/h



European Hill Race
Bergrennen Eschdorf
2. - 4. Mai 2014
Luxemburger Bergmeisterschaft 2014
Deutsche Bergmeisterschaft 2014



Sektorzeiten & Speeds - Groupe E1-National+E1-FIA+E1-EX Classe 22c: +1400-1600 ccm

Rg.	Nr.	Sektor 1	Sektor 2	Sektor 3	Speed Ziel	Laufzeit	Speed (Lauf)	
2	360	SCHULTE Manfred	Citroën Dobrowolski AX Evo 3					
		Lauf 1:	00:21.488	00:31.391	00:10.768	117,24 km/h	01:03.647	104,64 km/h
		Lauf 2:	00:21.406	00:31.954	00:10.901	117,34 km/h	01:04.261	103,64 km/h
		Lauf 3:	00:21.538	00:31.976	00:11.092	115,62 km/h	01:04.606	103,09 km/h
3	371	KATAJA Mikko	Toyota Starlet					
		Lauf 1:	00:22.050	00:32.553	00:11.240	113,76 km/h	01:05.843	101,15 km/h
		Lauf 2:	00:22.117	00:32.830	00:11.087	114,57 km/h	01:06.034	100,86 km/h
		Lauf 3:	00:21.678	00:32.078	00:10.945	113,16 km/h	01:04.701	102,93 km/h
4	367	KOOB Franz	Fiat Uno					
		Lauf 1:	00:22.137	00:32.310	00:10.934	118,65 km/h	01:05.381	101,86 km/h
		Lauf 2:	00:21.929	00:32.304	00:11.100	117,06 km/h	01:05.333	101,94 km/h
		Lauf 3:	00:22.073	00:32.048	00:10.943	118,86 km/h	01:05.064	102,36 km/h
5	122	HASENSTAB Hans	Peugeot 206 Super1600					
		Lauf 1:	00:23.847	00:34.870	00:11.850	110,26 km/h	01:10.567	94,38 km/h
		Lauf 2:	00:23.163	00:34.097	00:11.605	114,16 km/h	01:08.865	96,71 km/h
		Lauf 3:	00:22.488	00:33.257	00:11.252	112,76 km/h	01:06.997	99,41 km/h
6	381	PRAT Daniel	Simca Rallye III					
		Lauf 1:	*	*	*	* km/h	*	* km/h
		Lauf 2:	00:22.232	00:34.628	00:11.655	105,71 km/h	01:08.515	97,21 km/h
		Lauf 3:	00:22.201	00:34.133	00:11.570	109,34 km/h	01:07.904	98,08 km/h
7	383	DARAND Anthony	Peugeot 106					
		Lauf 1:	00:22.618	00:33.822	00:11.736	106,77 km/h	01:08.176	97,69 km/h
		Lauf 2:	00:22.844	00:33.582	00:11.949	105,52 km/h	01:08.375	97,40 km/h
		Lauf 3:	00:22.895	00:33.768	00:12.051	106,83 km/h	01:08.714	96,92 km/h
8	385	KRÜGER Thomas	Honda Civic VTEC					
		Lauf 1:	00:24.425	00:35.086	00:12.506	100,44 km/h	01:12.017	92,48 km/h
		Lauf 2:	00:23.094	00:34.401	00:11.806	102,46 km/h	01:09.301	96,10 km/h
		Lauf 3:	00:23.660	00:34.478	00:11.962	104,07 km/h	01:10.100	95,01 km/h
9	375	NOWACZYK Uwe	VW Misczyk Golf I 8V					
		Lauf 1:	00:25.099	00:36.769	00:11.641	107,96 km/h	01:13.509	90,60 km/h
		Lauf 2:	00:23.528	00:36.362	00:11.532	107,47 km/h	01:11.422	93,25 km/h
		Lauf 3:	00:23.030	00:35.556	00:11.531	107,20 km/h	01:10.117	94,98 km/h
10	372	HEINDRICHS Andy	Opel Corsa 8V					
		Lauf 1:	00:23.353	00:35.380	00:12.479	98,73 km/h	01:11.212	93,52 km/h
		Lauf 2:	00:23.485	00:35.861	00:12.312	99,12 km/h	01:11.658	92,94 km/h
		Lauf 3:	00:23.462	00:36.091	00:12.273	98,23 km/h	01:11.826	92,72 km/h
11	384	LINTGEN Ben	Ford Fiesta ST Cup					
		Lauf 1:	*	*	*	* km/h	*	* km/h
		Lauf 2:	00:23.894	00:36.363	00:11.837	104,14 km/h	01:12.094	92,38 km/h
		Lauf 3:	00:23.339	00:36.082	00:11.826	102,58 km/h	01:11.247	93,48 km/h

