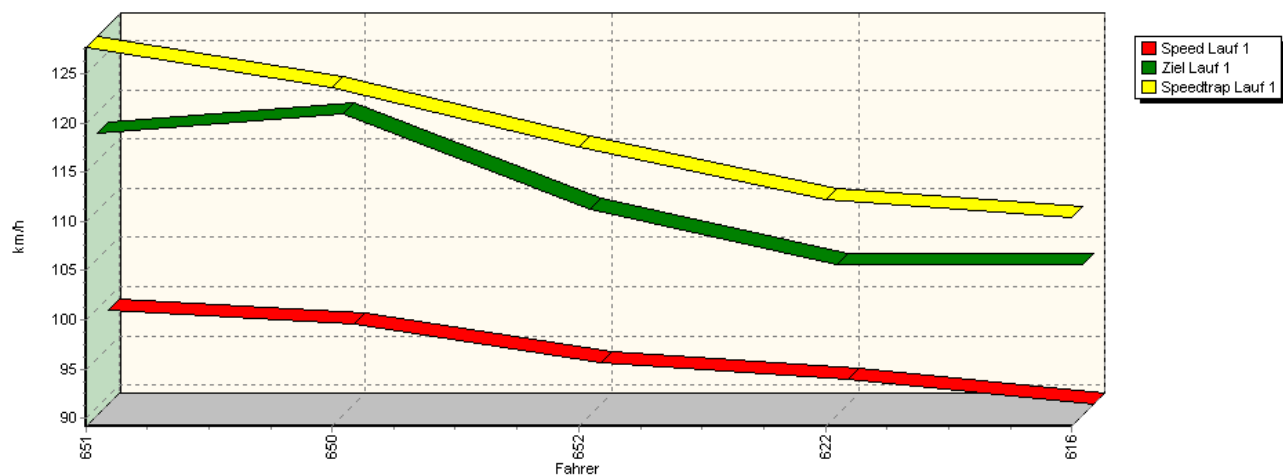
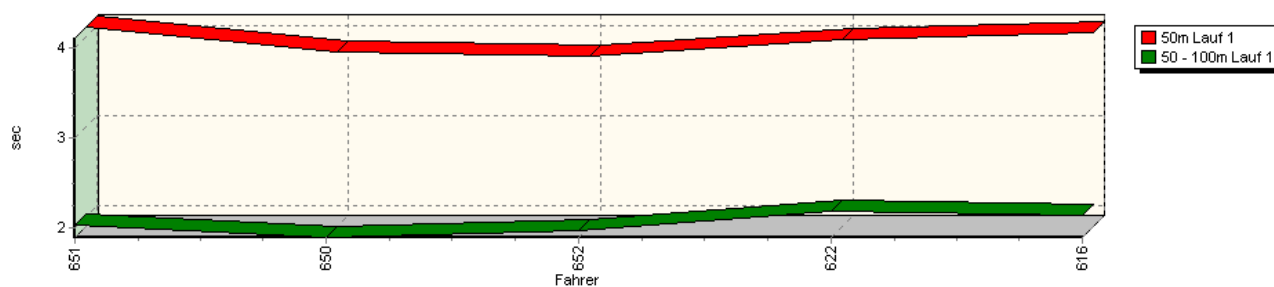


Sektorzeiten & Speeds - Training - Gruppe CTC/CTG, TW Anh. K, Markenpokale

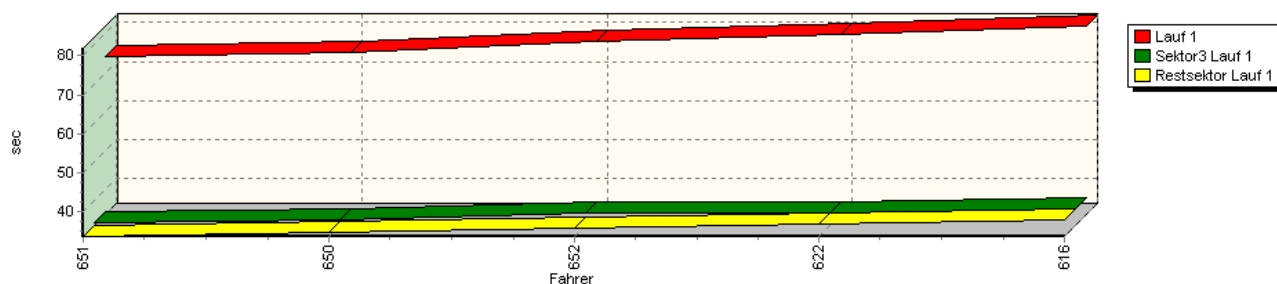
Speed-Diagramm Lauf 1



Sektor-Diagramm (Start) Lauf 1

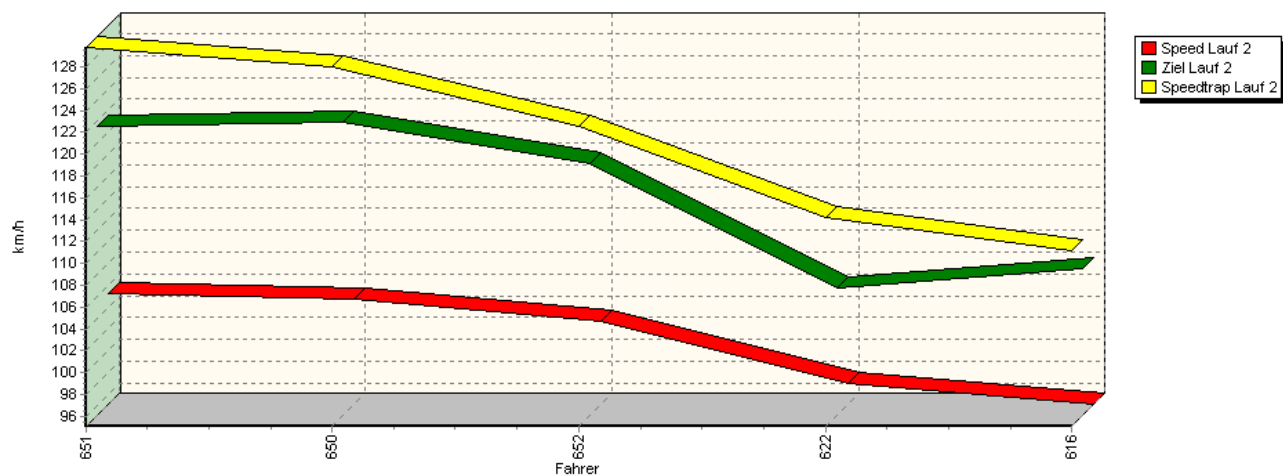


Sektor-Diagramm (Rest) Lauf 1

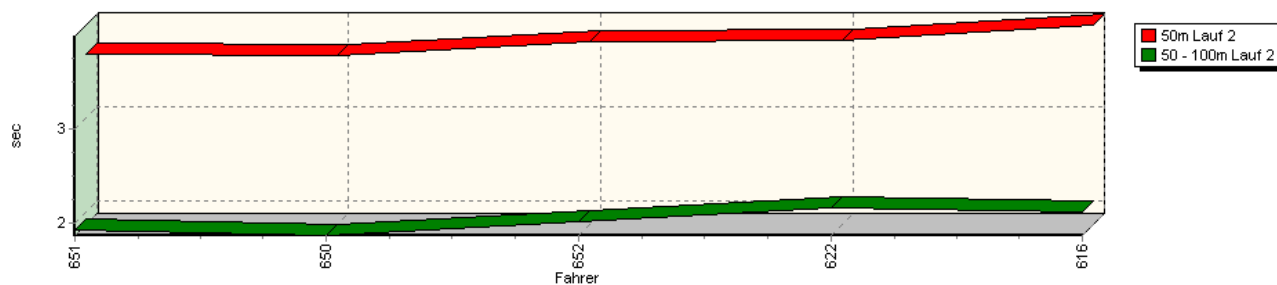


Sektorzeiten & Speeds - Training - Gruppe CTC/CTG, TW Anh. K, Markenpokale

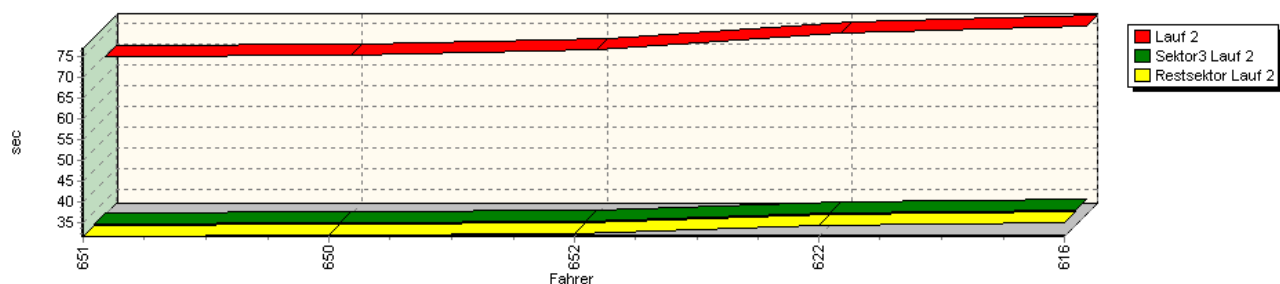
Speed-Diagramm Lauf 2



Sektor-Diagramm (Start) Lauf 2

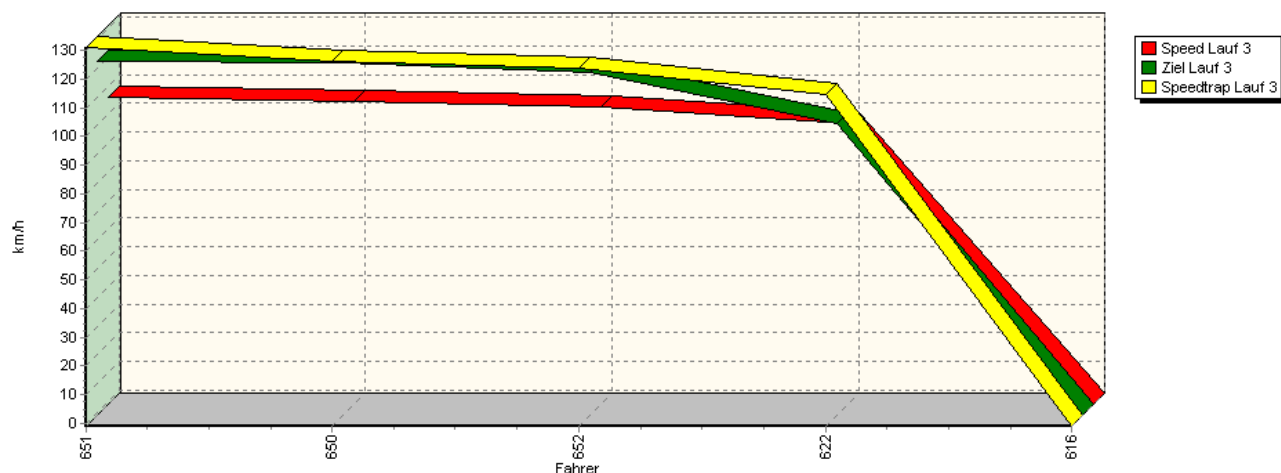


Sektor-Diagramm (Rest) Lauf 2

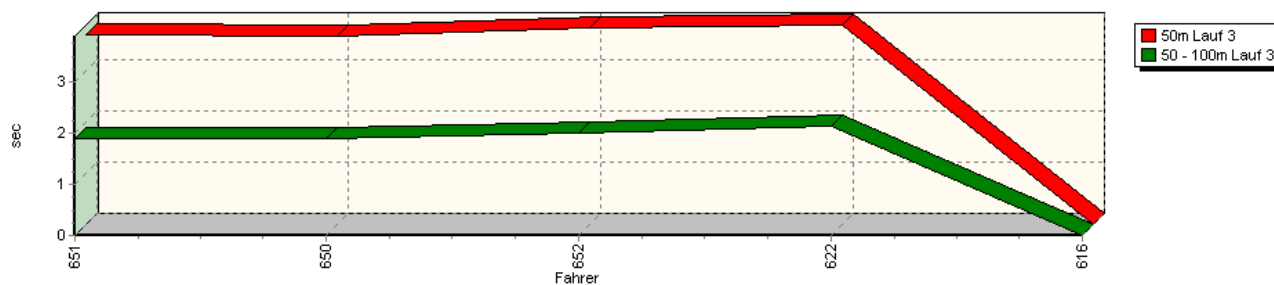


Sektorzeiten & Speeds - Training - Gruppe CTC/CTG, TW Anh. K, Markenpokale

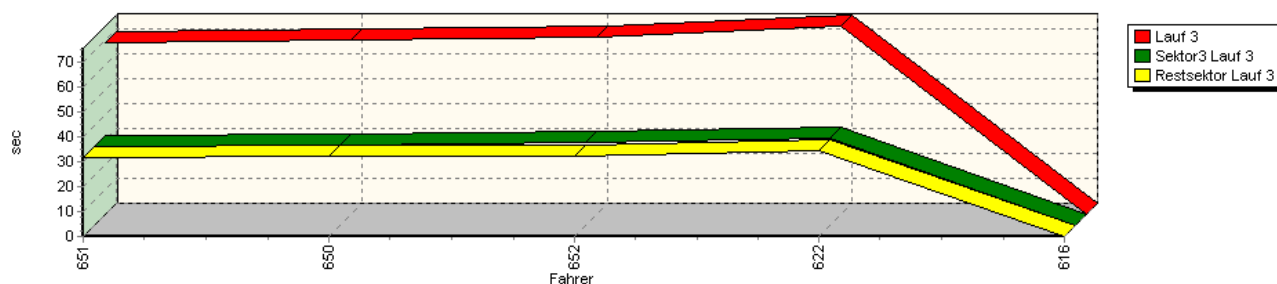
Speed-Diagramm Lauf 3



Sektor-Diagramm (Start) Lauf 3



Sektor-Diagramm (Rest) Lauf 3

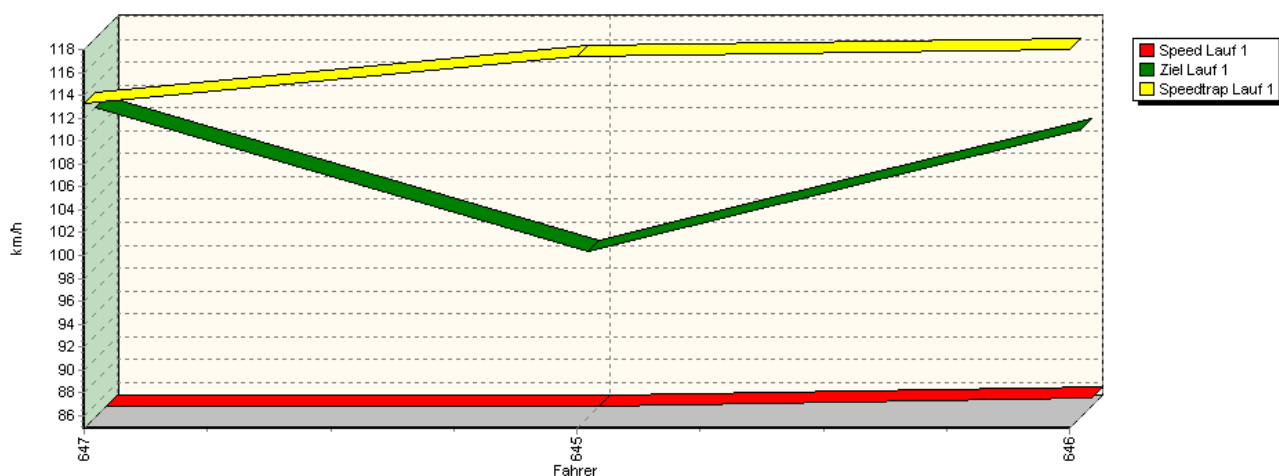


| Rg. | Nr. | Sektor 1 (50m) | Sektor 2 (50-100m) | Sektor 3 | Speed Trap | Sektor 4 | Speed (Ziel) | Laufzeit | Speed (Lauf) | |
|-----|-----|----------------|--------------------|--------------------|------------|-------------|--------------|-------------|--------------|-------------|
| 1 | 651 | VINKE Wilhelm | | Opel Kadett B 1900 | | | | | | |
| | | Lauf 1: | 00:04.113 | 00:02.038 | 00:34.283 | 127,67 km/h | 00:33.586 | 117,86 km/h | 01:14.020 | 98,73 km/h |
| | | Lauf 2: | 00:03.666 | 00:01.935 | 00:32.062 | 129,77 km/h | 00:31.757 | 121,52 km/h | 01:09.420 | 105,27 km/h |
| | | Lauf 3: | 00:03.703 | 00:01.901 | 00:31.699 | 130,97 km/h | 00:31.692 | 122,20 km/h | 01:08.995 | 105,92 km/h |

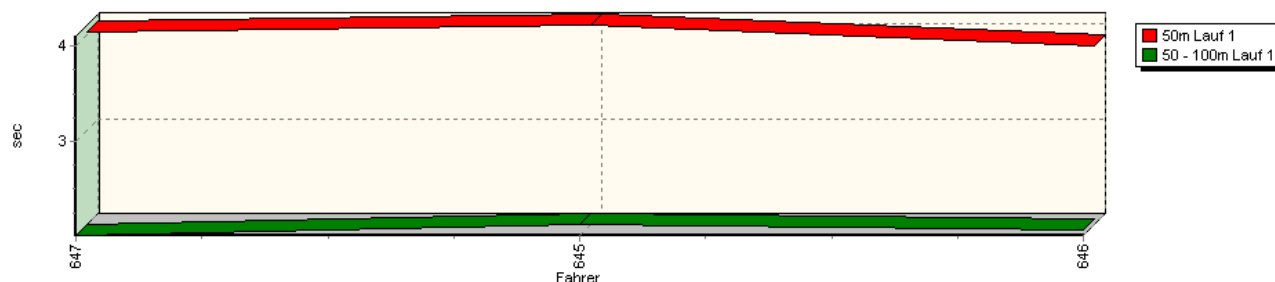
Sektorzeiten & Speeds - Training - Gruppe CTC/CTG, TW Anh. K, Markenpokale

| Rg. | Nr. | Sektor 1 (50m) | Sektor 2 (50-100m) | Sektor 3 | Speed Trap | Sektor 4 | Speed (Ziel) | Laufzeit | Speed (Lauf) | |
|-----|-----|------------------------|--------------------|-----------------------------|------------|-------------|--------------|-------------|--------------|-------------|
| 2 | 650 | WEISS Werner | | Ford Escort Zakspeed RS1800 | | | | | | |
| | | Lauf 1: | 00:03.834 | 00:01.897 | 00:34.885 | 123,56 km/h | 00:34.489 | 119,83 km/h | 01:15.105 | 97,30 km/h |
| | | Lauf 2: | 00:03.653 | 00:01.873 | 00:32.361 | 127,94 km/h | 00:31.928 | 121,97 km/h | 01:09.815 | 104,68 km/h |
| | | Lauf 3: | 00:03.657 | 00:01.883 | 00:32.262 | 126,27 km/h | 00:32.131 | 122,05 km/h | 01:09.933 | 104,50 km/h |
| 3 | 652 | SCHOLZ Stefan | | Opel Kadett C Coupé GTE | | | | | | |
| | | Lauf 1: | 00:03.795 | 00:01.972 | 00:36.633 | 117,55 km/h | 00:35.802 | 110,05 km/h | 01:18.202 | 93,45 km/h |
| | | Lauf 2: | 00:03.805 | 00:02.015 | 00:32.832 | 122,51 km/h | 00:32.480 | 118,12 km/h | 01:11.132 | 102,74 km/h |
| | | Lauf 3: | 00:03.819 | 00:01.992 | 00:33.157 | 123,54 km/h | 00:32.264 | 118,60 km/h | 01:11.232 | 102,59 km/h |
| 4 | 622 | HERING Ronny | | VW Scirocco GTi | | | | | | |
| | | Lauf 1: | 00:03.979 | 00:02.182 | 00:36.801 | 112,19 km/h | 00:36.741 | 104,48 km/h | 01:19.703 | 91,69 km/h |
| | | Lauf 2: | 00:03.819 | 00:02.163 | 00:34.894 | 114,23 km/h | 00:34.437 | 106,76 km/h | 01:15.313 | 97,04 km/h |
| | | Lauf 3: | 00:03.885 | 00:02.143 | 00:34.910 | 114,62 km/h | 00:34.720 | 100,80 km/h | 01:15.658 | 96,59 km/h |
| 5 | 616 | SCHRÖDER Detlef | | VW Polo | | | | | | |
| | | Lauf 1: | 00:04.045 | 00:02.139 | 00:37.798 | 110,40 km/h | 00:37.969 | 104,47 km/h | 01:21.951 | 89,18 km/h |
| | | Lauf 2: | 00:03.976 | 00:02.124 | 00:35.535 | 111,11 km/h | 00:35.216 | 108,51 km/h | 01:16.851 | 95,09 km/h |
| | | Lauf 3: | * | * | * | * km/h | * | * km/h | * | * km/h |

Speed-Diagramm Lauf 1

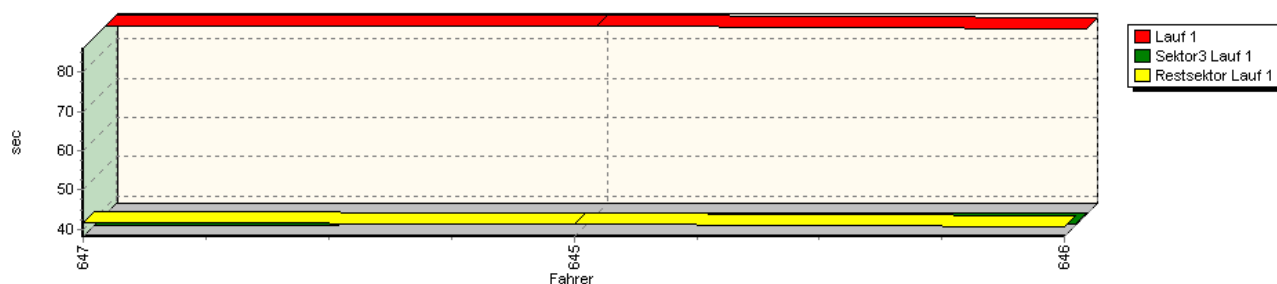


Sektor-Diagramm (Start) Lauf 1

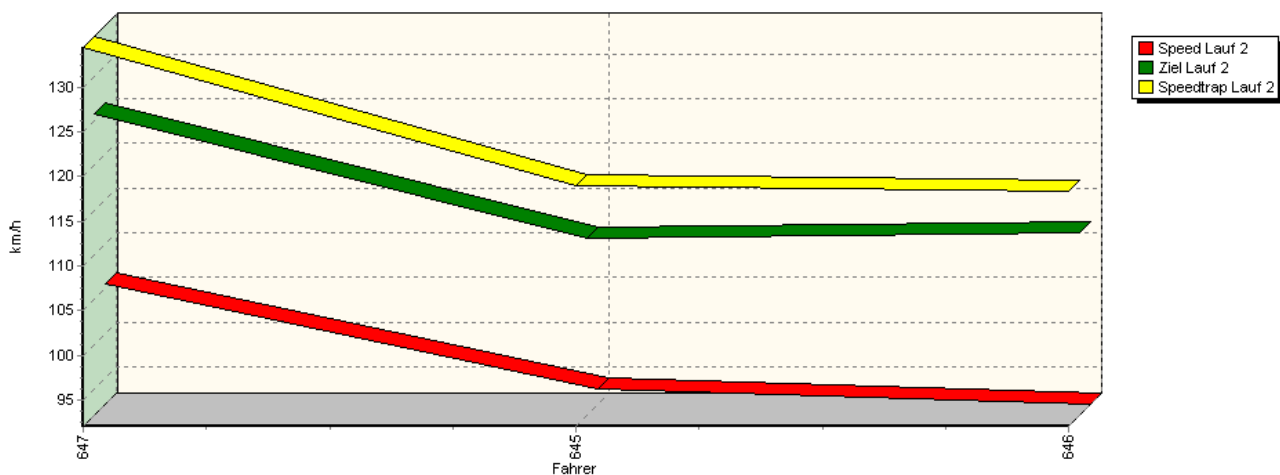


Sektorzeiten & Speeds - Training - Gruppe CTC/CTG, TW Anh. K, Markenpokale

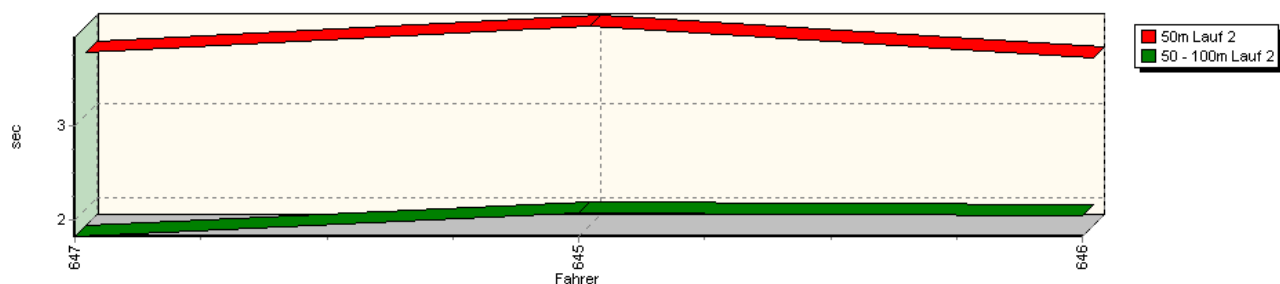
Sektor-Diagramm (Rest) Lauf 1



Speed-Diagramm Lauf 2

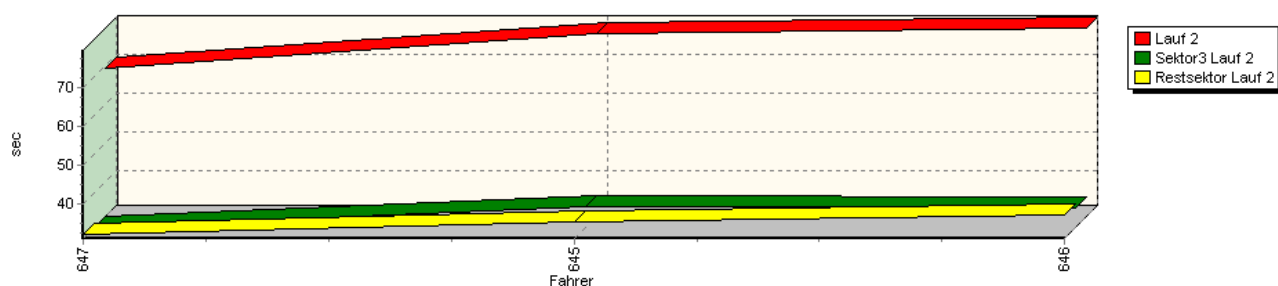


Sektor-Diagramm (Start) Lauf 2

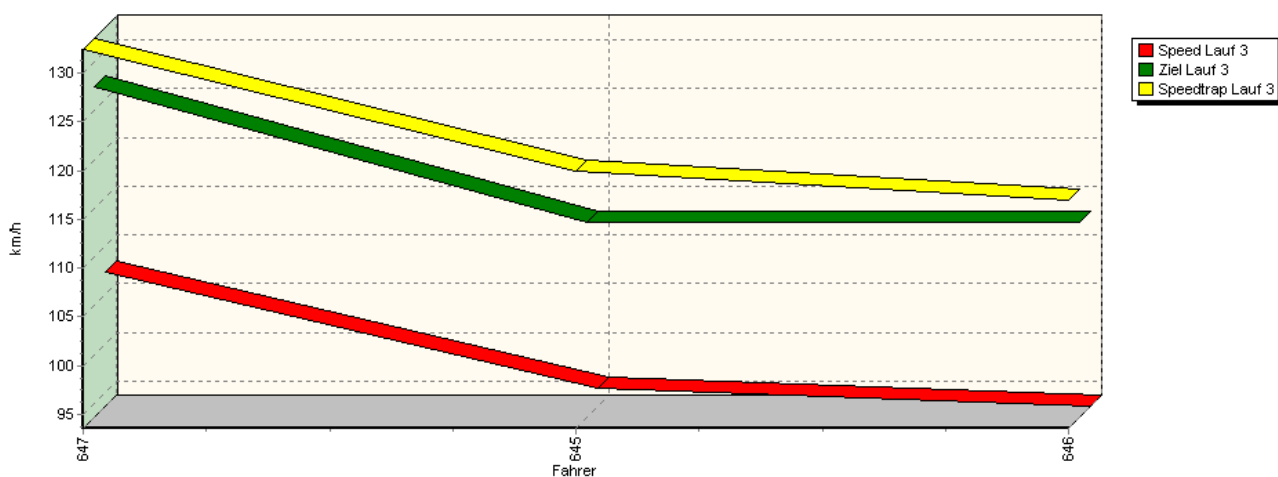


Sektorzeiten & Speeds - Training - Gruppe CTC/CTG, TW Anh. K, Markenpokale

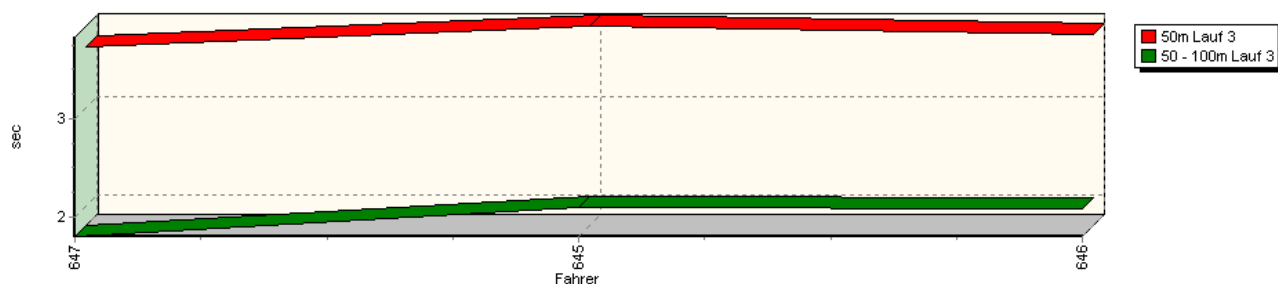
Sektor-Diagramm (Rest) Lauf 2



Speed-Diagramm Lauf 3

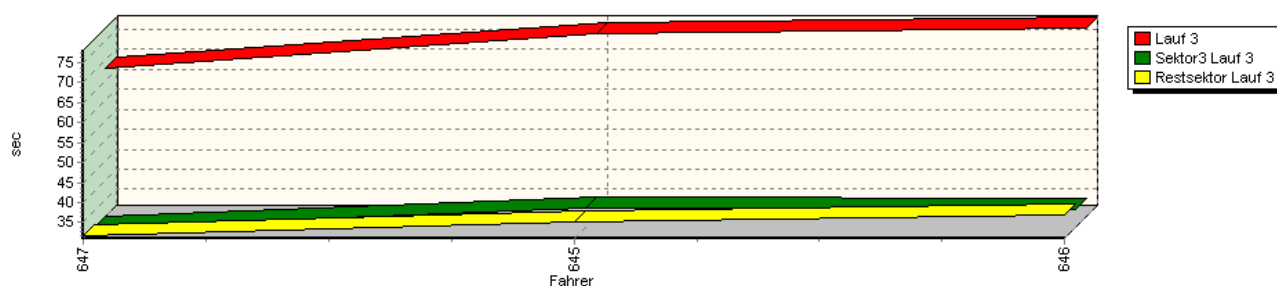


Sektor-Diagramm (Start) Lauf 3



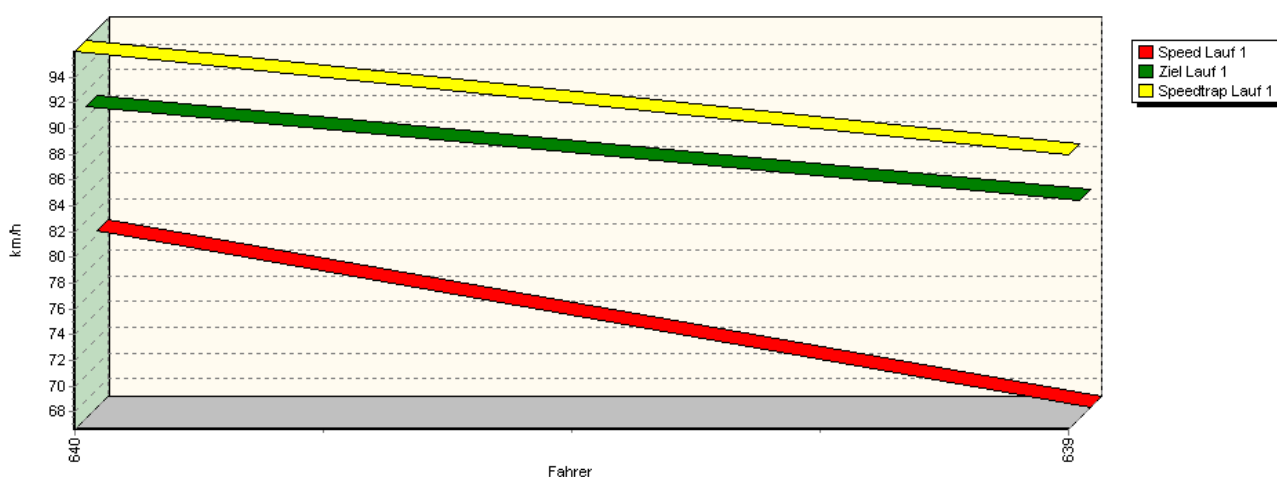
Sektorzeiten & Speeds - Training - Gruppe CTC/CTG, TW Anh. K, Markenpokale

Sektor-Diagramm (Rest) Lauf 3



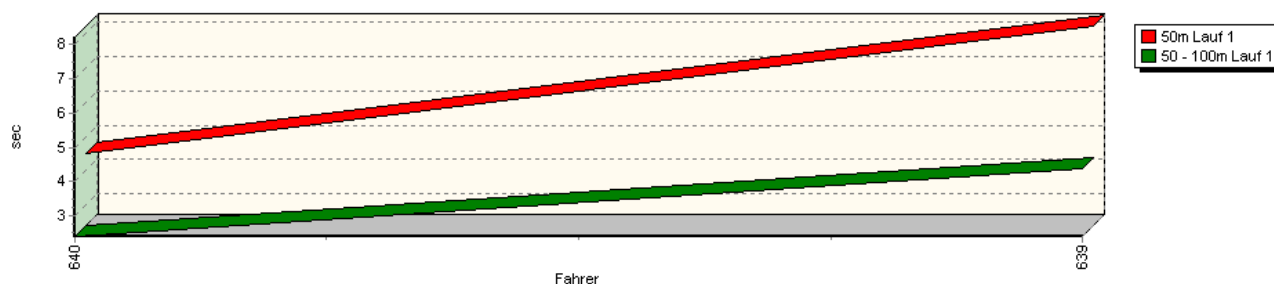
| Rg. | Nr. | Sektor 1 (50m) | Sektor 2 (50-100m) | Sektor 3 | Speed Trap | Sektor 4 | Speed (Ziel) | Laufzeit | Speed (Lauf) | |
|-----|-----|----------------|--------------------|----------------------|------------|-------------|--------------|-------------|--------------|-------------|
| 1 | 647 | FRANK René | | Schnitzer BMW M3 | | | | | | |
| | | Lauf 1: | 00:04.036 | 00:02.004 | 00:38.191 | 113,24 km/h | 00:41.858 | 111,96 km/h | 01:26.089 | 84,89 km/h |
| | | Lauf 2: | 00:03.664 | 00:01.826 | 00:31.303 | 134,47 km/h | 00:32.462 | 125,84 km/h | 01:09.255 | 105,52 km/h |
| | | Lauf 3: | 00:03.601 | 00:01.809 | 00:30.995 | 132,41 km/h | 00:31.709 | 127,50 km/h | 01:08.114 | 107,29 km/h |
| 2 | 645 | VOGT Albert | | BMW 325i | | | | | | |
| | | Lauf 1: | 00:04.107 | 00:02.118 | 00:38.530 | 117,35 km/h | 00:41.285 | 99,45 km/h | 01:26.040 | 84,94 km/h |
| | | Lauf 2: | 00:03.937 | 00:02.080 | 00:36.445 | 118,94 km/h | 00:35.453 | 111,91 km/h | 01:17.915 | 93,79 km/h |
| | | Lauf 3: | 00:03.817 | 00:02.095 | 00:35.734 | 119,92 km/h | 00:34.982 | 113,59 km/h | 01:16.628 | 95,37 km/h |
| 3 | 646 | NEUROHR Heinz | | Renault Alpine A310S | | | | | | |
| | | Lauf 1: | 00:03.884 | 00:02.063 | 00:38.663 | 118,01 km/h | 00:40.761 | 110,02 km/h | 01:25.371 | 85,60 km/h |
| | | Lauf 2: | 00:03.594 | 00:02.049 | 00:36.299 | 118,41 km/h | 00:37.451 | 112,52 km/h | 01:19.393 | 92,05 km/h |
| | | Lauf 3: | 00:03.729 | 00:02.082 | 00:35.430 | 116,91 km/h | 00:36.844 | 113,52 km/h | 01:18.085 | 93,59 km/h |

Speed-Diagramm Lauf 1

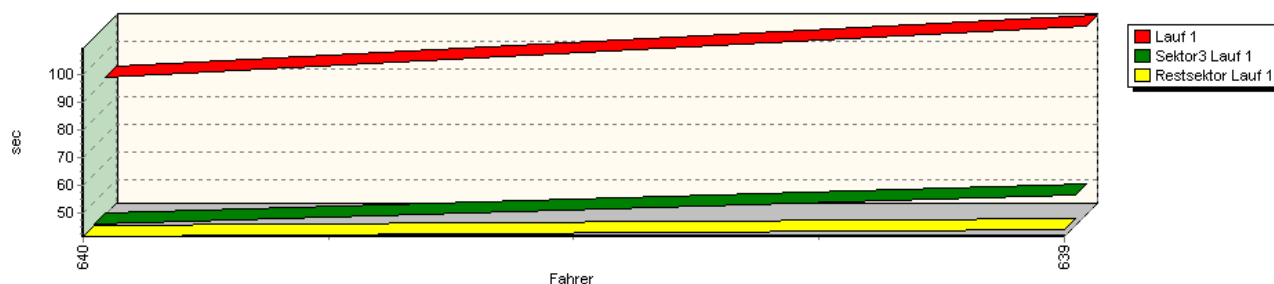


Sektorzeiten & Speeds - Training - Gruppe CTC/CTG, TW Anh. K, Markenpokale

Sektor-Diagramm (Start) Lauf 1



Sektor-Diagramm (Rest) Lauf 1

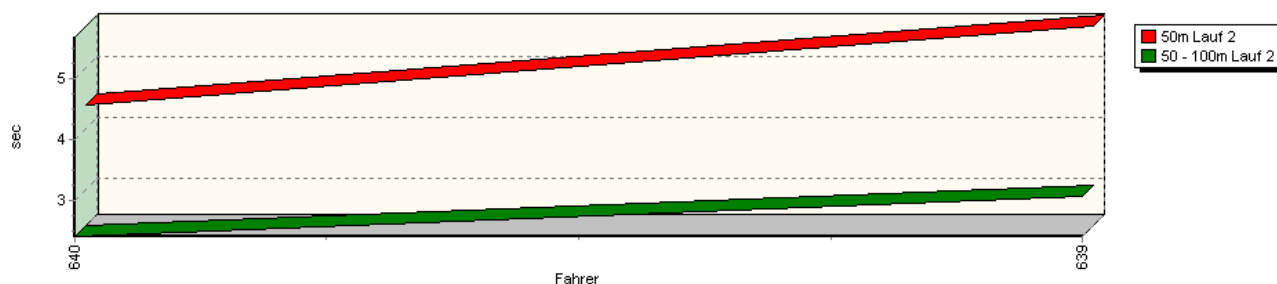


Speed-Diagramm Lauf 2

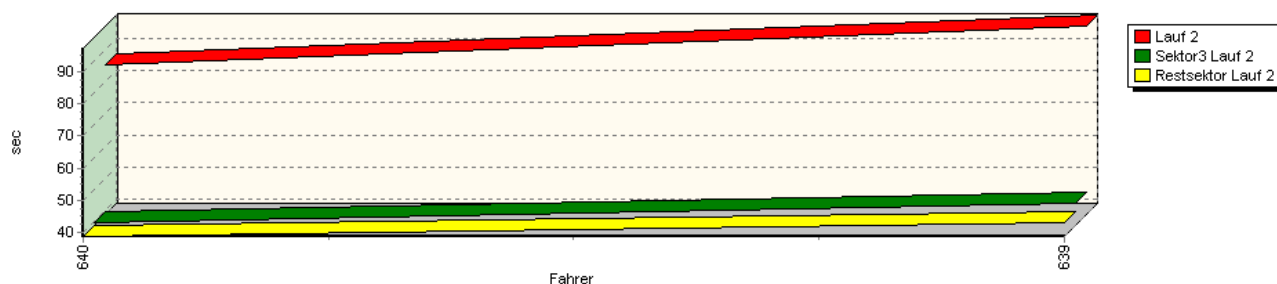


Sektorzeiten & Speeds - Training - Gruppe CTC/CTG, TW Anh. K, Markenpokale

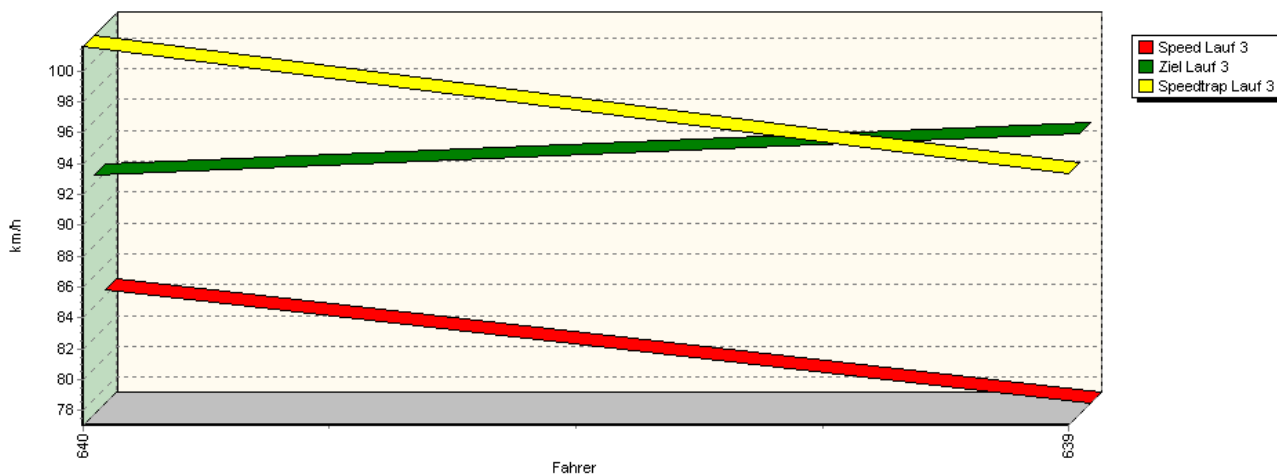
Sektor-Diagramm (Start) Lauf 2



Sektor-Diagramm (Rest) Lauf 2

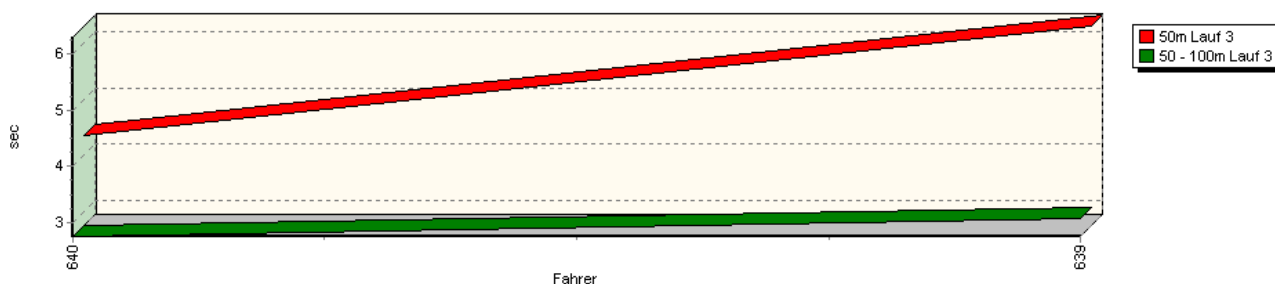


Speed-Diagramm Lauf 3

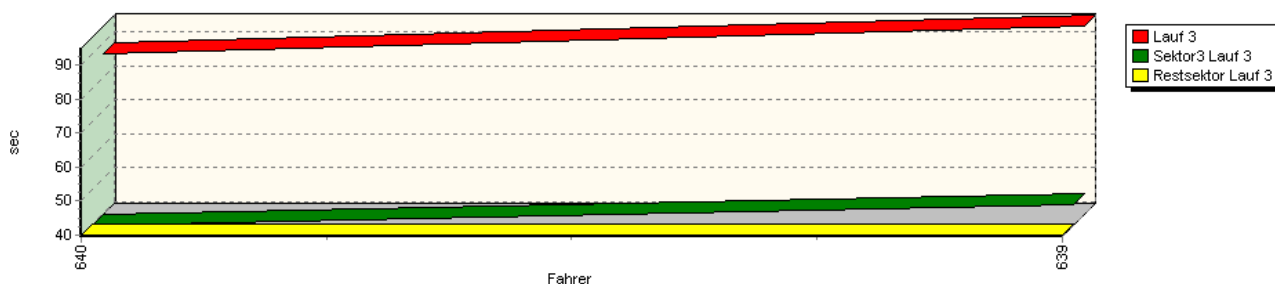


Sektorzeiten & Speeds - Training - Gruppe CTC/CTG, TW Anh. K, Markenpokale

Sektor-Diagramm (Start) Lauf 3



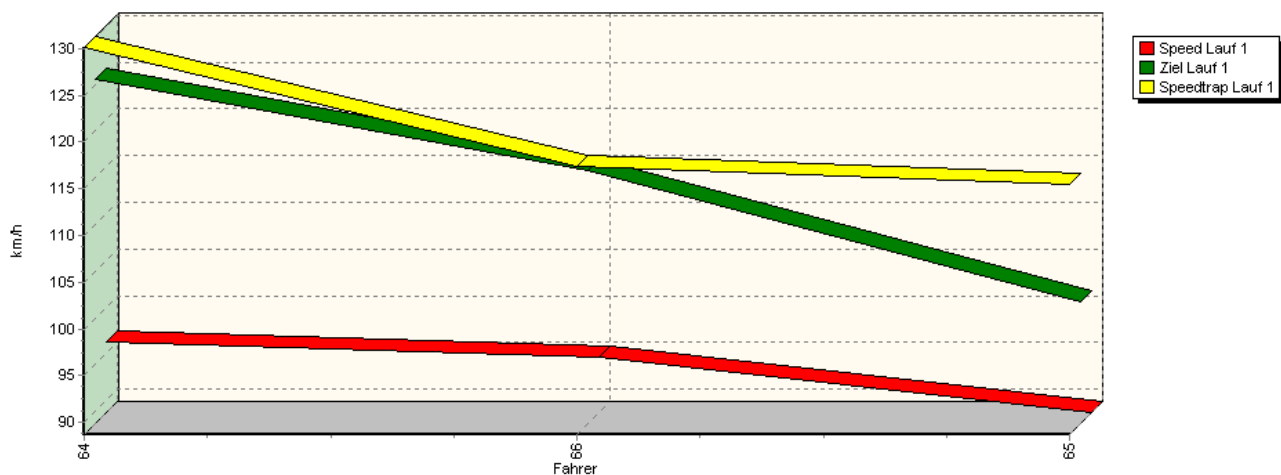
Sektor-Diagramm (Rest) Lauf 3



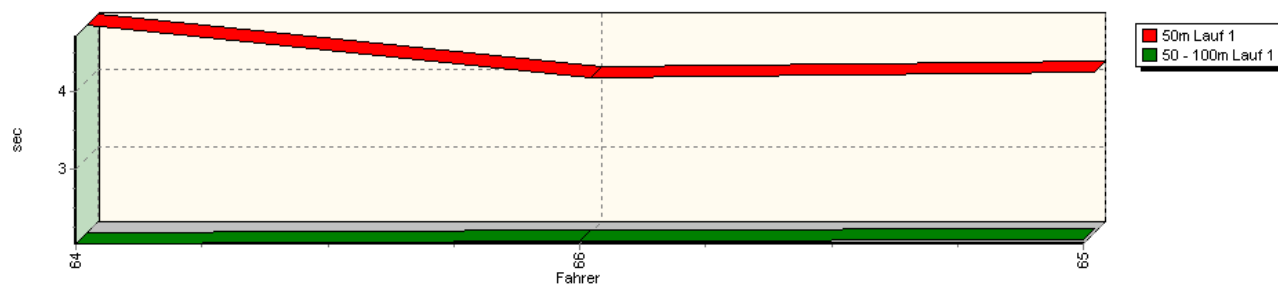
| Rg. | Nr. | Sektor 1 (50m) | Sektor 2 (50-100m) | Sektor 3 | Speed Trap | Sektor 4 | Speed (Ziel) | Laufzeit | Speed (Lauf) | |
|-----|-----|---------------------------|--------------------|-----------------|------------|-------------|--------------|------------|--------------|------------|
| 1 | 640 | VAN DELDEN Hendrik | | VW Käfer 1302 S | | | | | | |
| | | Lauf 1: | 00:04.493 | 00:02.411 | 00:42.321 | 95,98 km/h | 00:41.706 | 90,81 km/h | 01:30.931 | 80,37 km/h |
| | | Lauf 2: | 00:04.373 | 00:02.408 | 00:39.657 | 97,55 km/h | 00:38.672 | 95,59 km/h | 01:25.110 | 85,86 km/h |
| | | Lauf 3: | 00:04.360 | 00:02.753 | 00:39.497 | 101,58 km/h | 00:39.996 | 92,56 km/h | 01:26.606 | 84,38 km/h |
| 2 | 639 | KOENZEN Uwe | | Ginetta G4 | | | | | | |
| | | Lauf 1: | 00:08.193 | 00:04.372 | 00:52.727 | 87,99 km/h | 00:44.338 | 83,52 km/h | 01:49.630 | 66,66 km/h |
| | | Lauf 2: | 00:05.675 | 00:03.071 | 00:45.531 | 90,73 km/h | 00:43.049 | 93,73 km/h | 01:37.326 | 75,09 km/h |
| | | Lauf 3: | 00:06.291 | 00:03.065 | 00:45.667 | 93,33 km/h | 00:39.849 | 95,23 km/h | 01:34.872 | 77,03 km/h |

Sektorzeiten & Speeds - Training - Gruppe CTC/CTG, TW Anh. K, Markenpokale

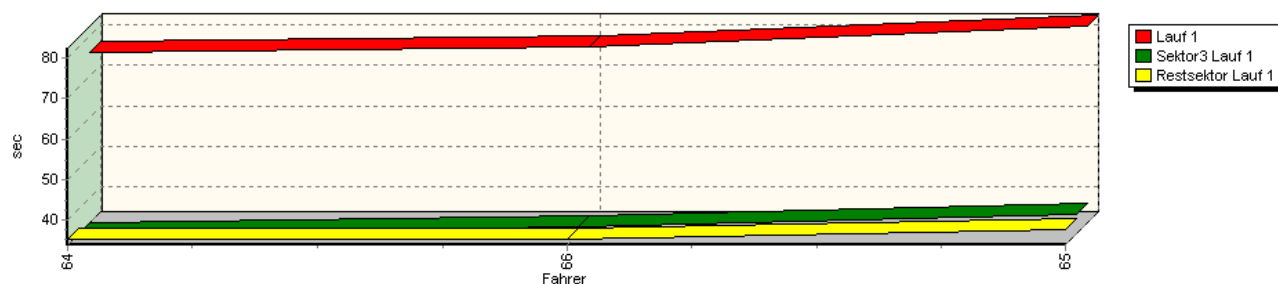
Speed-Diagramm Lauf 1



Sektor-Diagramm (Start) Lauf 1

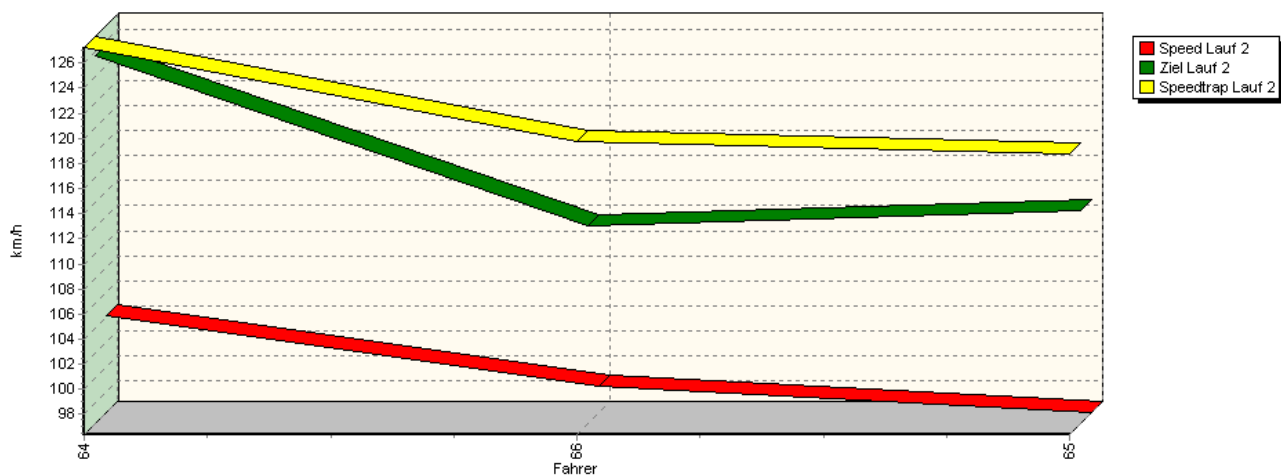


Sektor-Diagramm (Rest) Lauf 1

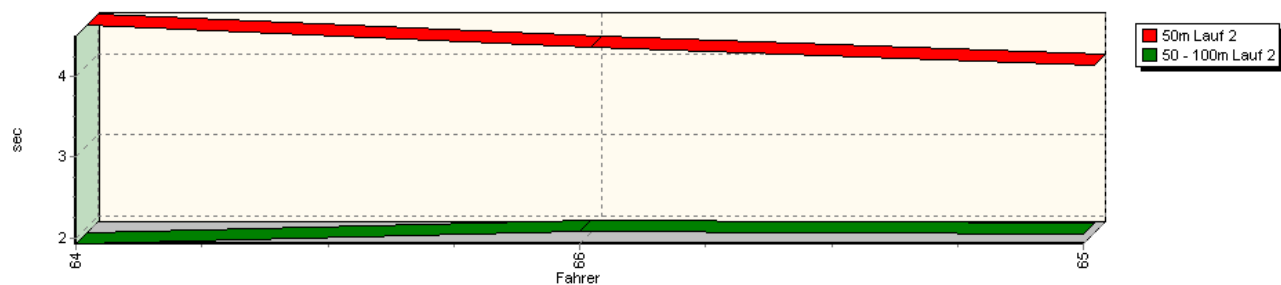


Sektorzeiten & Speeds - Training - Gruppe CTC/CTG, TW Anh. K, Markenpokale

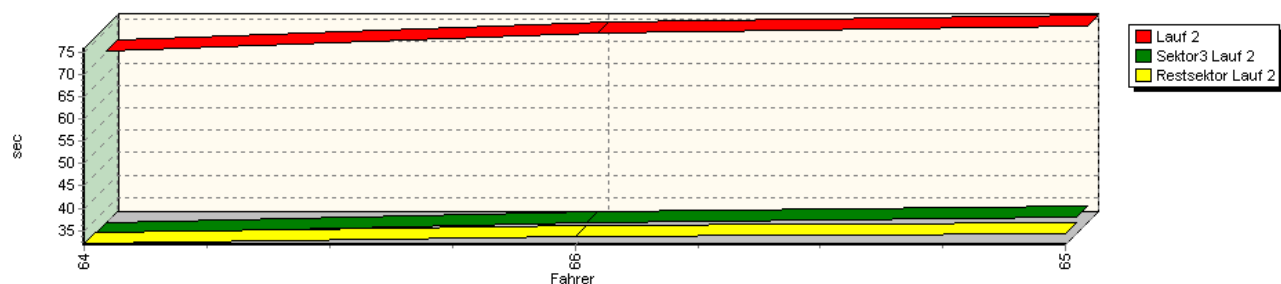
Speed-Diagramm Lauf 2



Sektor-Diagramm (Start) Lauf 2

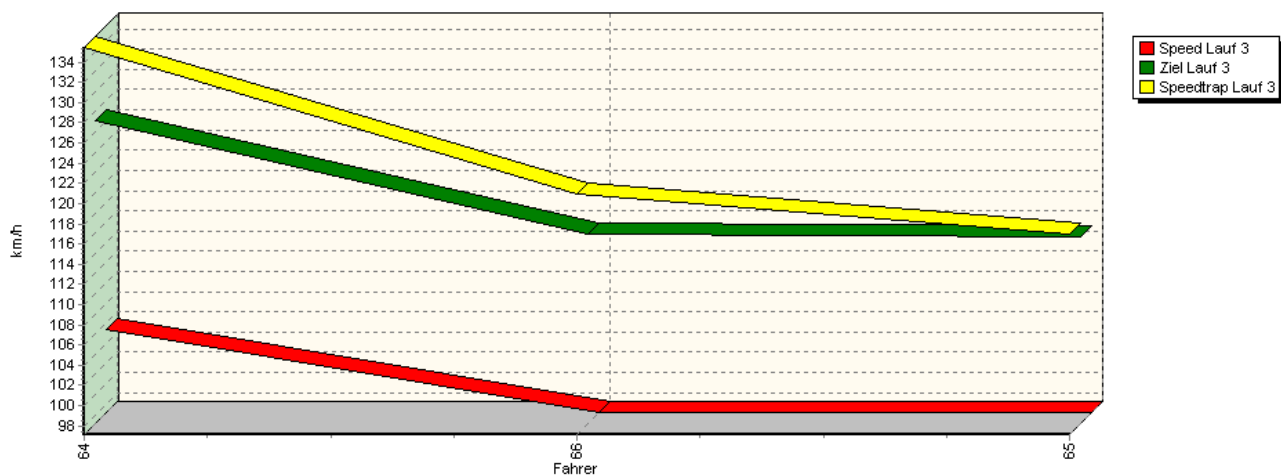


Sektor-Diagramm (Rest) Lauf 2

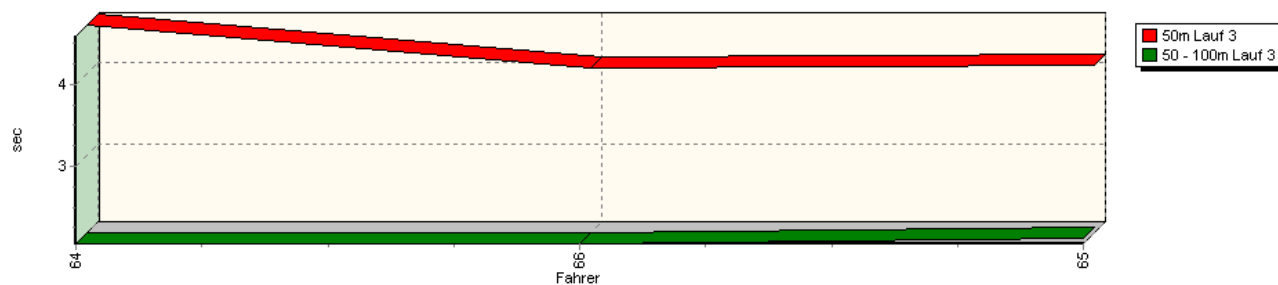


Sektorzeiten & Speeds - Training - Gruppe CTC/CTG, TW Anh. K, Markenpokale

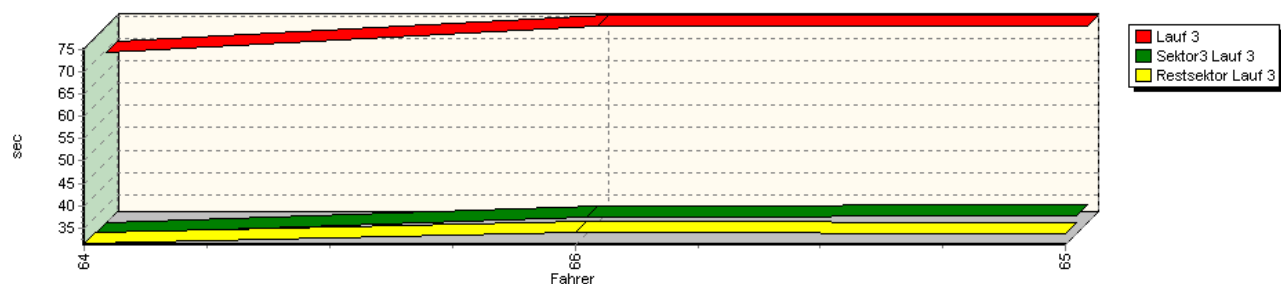
Speed-Diagramm Lauf 3



Sektor-Diagramm (Start) Lauf 3



Sektor-Diagramm (Rest) Lauf 3



| Rg. | Nr. | Sektor 1 (50m) | Sektor 2 (50-100m) | Sektor 3 | Speed Trap | Sektor 4 | Speed (Ziel) | Laufzeit | Speed (Lauf) |
|-----|---------|--------------------------|--------------------|-----------|-------------|-----------|--------------|-----------|--------------|
| 1 | 64 | LEWE Manfred | | | | | | | |
| | | Seat Leon Supercopa WTCC | | | | | | | |
| | Lauf 1: | 00:04.710 | 00:02.035 | 00:33.900 | 130,11 km/h | 00:35.277 | 125,57 km/h | 01:15.922 | 96,26 km/h |
| | Lauf 2: | 00:04.495 | 00:01.927 | 00:31.785 | 127,24 km/h | 00:32.000 | 125,69 km/h | 01:10.207 | 104,09 km/h |
| | Lauf 3: | 00:04.608 | 00:02.036 | 00:31.233 | 135,46 km/h | 00:31.474 | 127,08 km/h | 01:09.351 | 105,38 km/h |

Sektorzeiten & Speeds - Training - Gruppe CTC/CTG, TW Anh. K, Markenpokale

| Rg. | Nr. | | Sektor 1 (50m) | Sektor 2 (50-100m) | Sektor 3 | Speed Trap | Sektor 4 | Speed (Ziel) | Laufzeit | Speed (Lauf) |
|-----|-----|-----------------------|----------------|-------------------------|-----------|-------------|-----------|--------------|-----------|--------------|
| 2 | 66 | WOYACK Carsten | | Seat Leon Cupra R | | | | | | |
| | | Lauf 1: | 00:04.028 | 00:02.063 | 00:35.741 | 117,44 km/h | 00:35.400 | 115,70 km/h | 01:17.232 | 94,62 km/h |
| | | Lauf 2: | 00:04.221 | 00:02.088 | 00:34.148 | 119,79 km/h | 00:33.744 | 112,19 km/h | 01:14.201 | 98,49 km/h |
| | | Lauf 3: | 00:04.075 | 00:02.042 | 00:35.105 | 120,93 km/h | 00:34.028 | 115,90 km/h | 01:15.250 | 97,12 km/h |
| 3 | 65 | RUBOW Manuel | | Renault Clio RS Cup III | | | | | | |
| | | Lauf 1: | 00:04.099 | 00:02.083 | 00:38.523 | 115,53 km/h | 00:37.695 | 101,71 km/h | 01:22.400 | 88,69 km/h |
| | | Lauf 2: | 00:03.995 | 00:02.054 | 00:35.560 | 118,71 km/h | 00:34.202 | 113,41 km/h | 01:15.811 | 96,40 km/h |
| | | Lauf 3: | 00:04.106 | 00:02.105 | 00:35.270 | 116,96 km/h | 00:33.768 | 115,62 km/h | 01:15.249 | 97,12 km/h |