




# 44. ADAC/MSR-Rhön Hauenstein-Bergrennen

16. bis 18. August 2013

Deutsche Bergmeisterschaft / DMSB Bergpokal

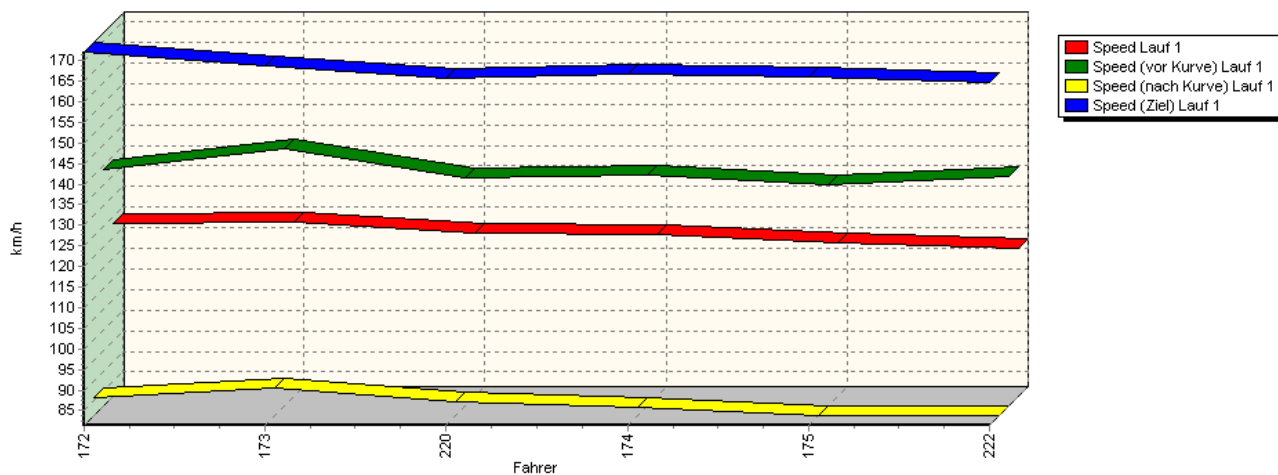
KW Gruppe H Berg-Cup / NSU Berg Pokal 2013

GLPberg Meisterschaft 2013

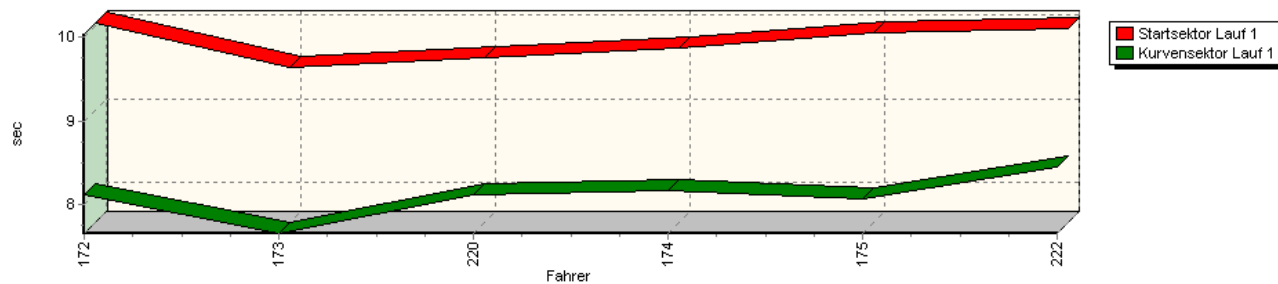


## Sektorzeiten & Speeds - Gruppe FS/E1/E2-SH

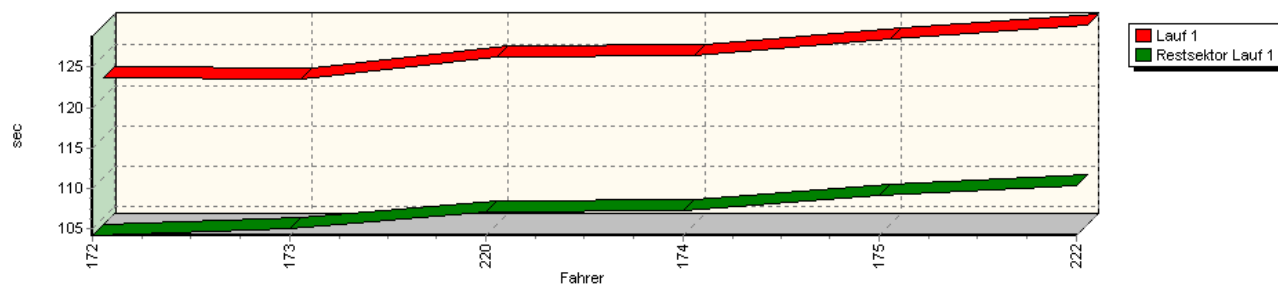
Speed-Diagramm Lauf 1



Sektor-Diagramm (Start) Lauf 1

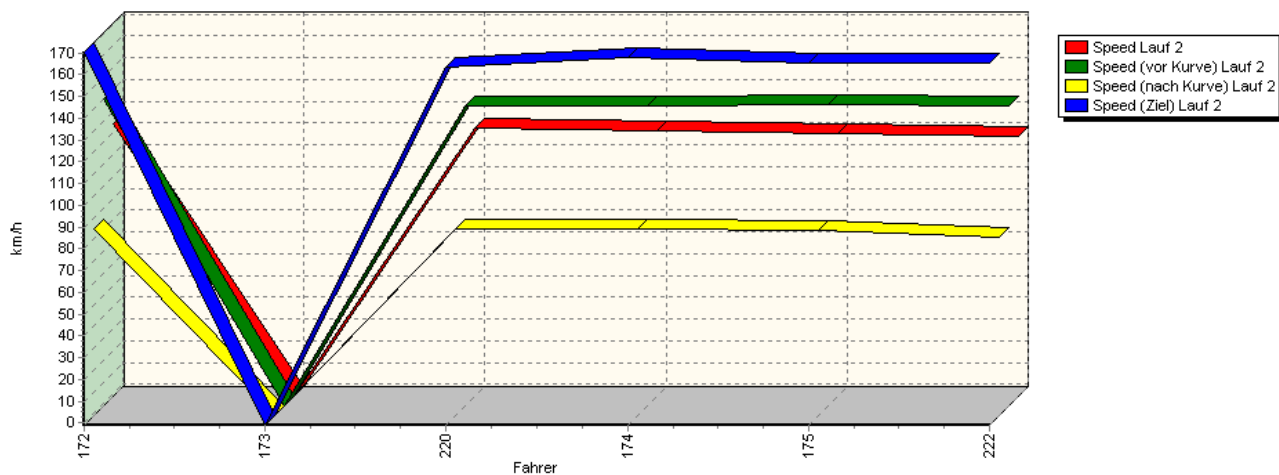


Sektor-Diagramm (Rest) Lauf 1

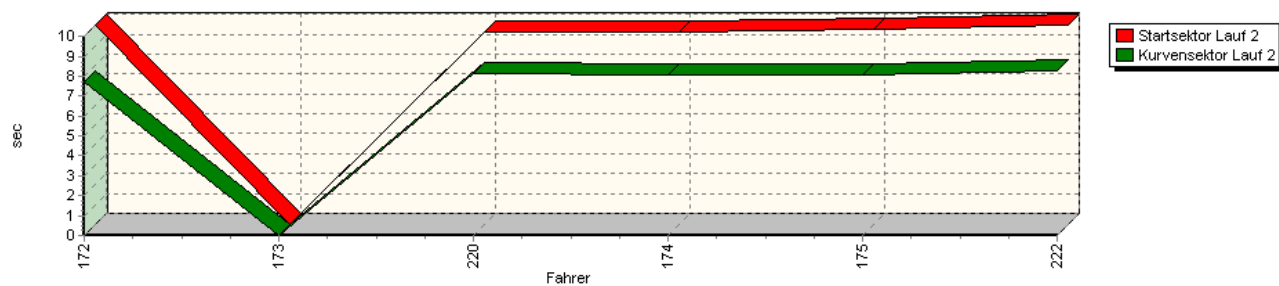


## Sektorzeiten & Speeds - Gruppe FS/E1/E2-SH

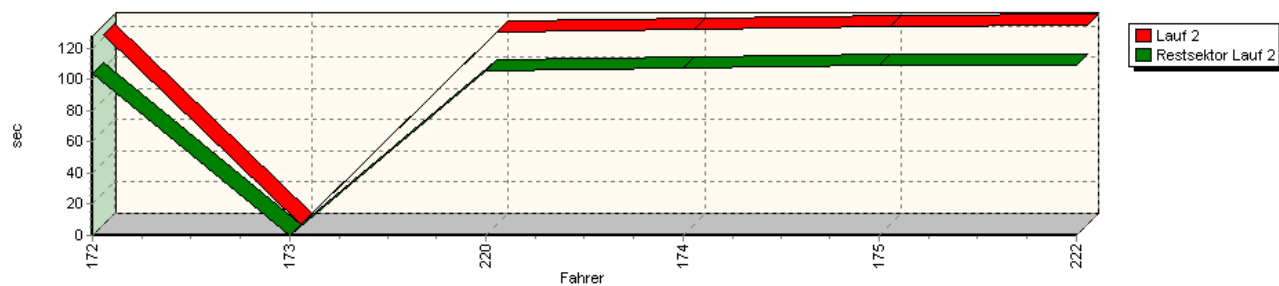
Speed-Diagramm Lauf 2



Sektor-Diagramm (Start) Lauf 2

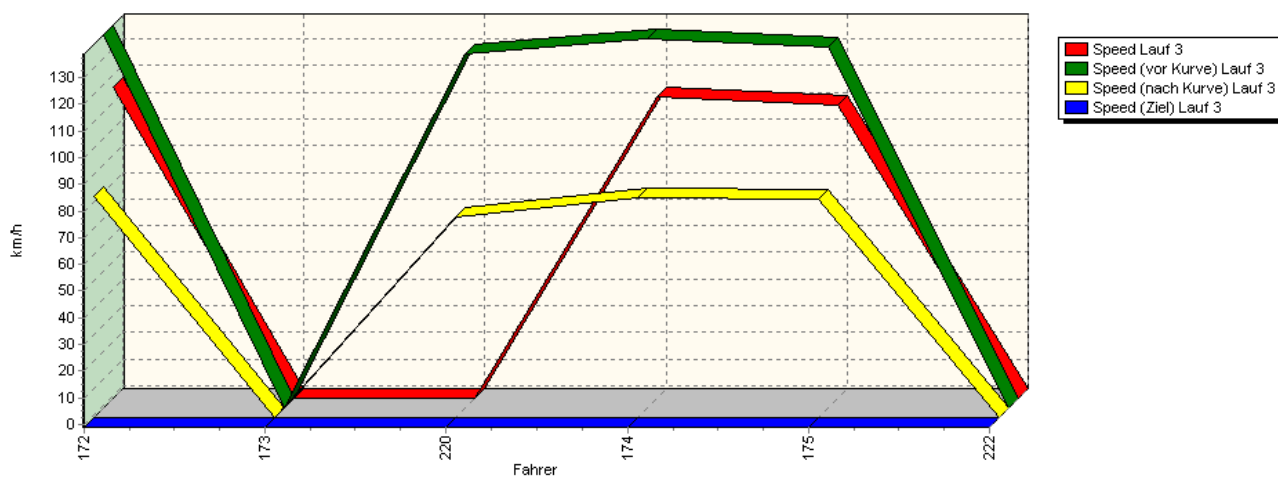


Sektor-Diagramm (Rest) Lauf 2

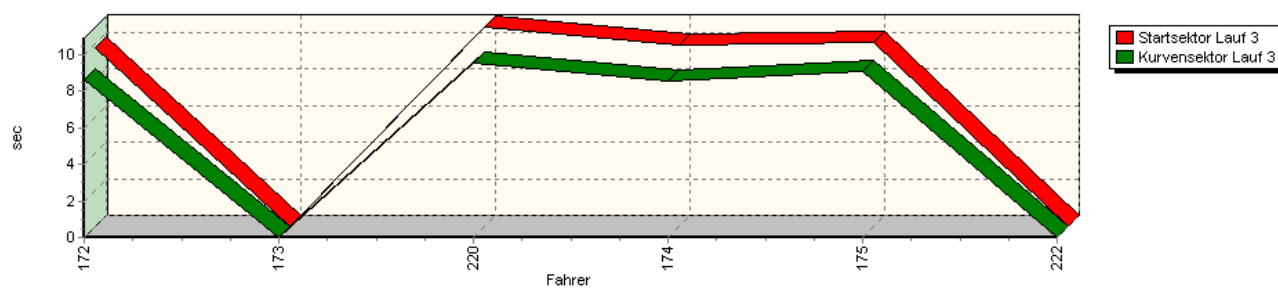


## Sektorzeiten & Speeds - Gruppe FS/E1/E2-SH

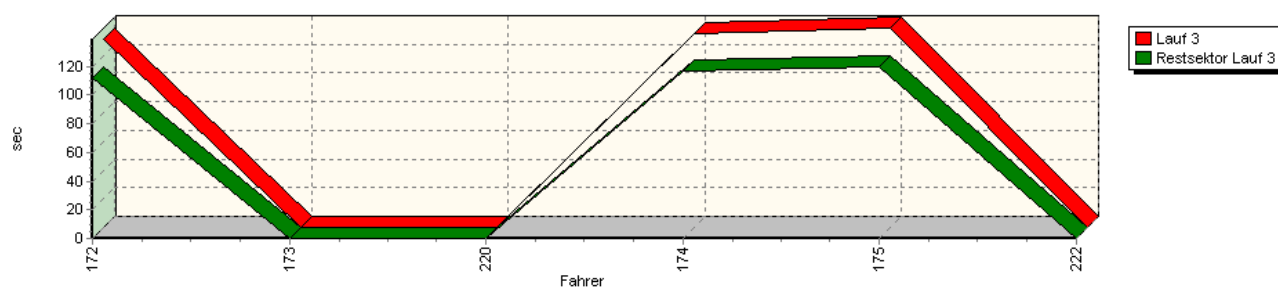
Speed-Diagramm Lauf 3



Sektor-Diagramm (Start) Lauf 3



Sektor-Diagramm (Rest) Lauf 3



Rg.	Nr.	Startsektor	Speed vor Kurve	90°-Kurve	Speed n. K.	Restsektor	Speed Ziel	Laufzeit	Speed (Lauf)	
1	172	<b>PAULITSCH Hans</b>		VW Scirocco						
		Lauf 1:	00:10.041	138,79 km/h	00:08.125	85,84 km/h	01:44.191	172,09 km/h	02:02.357	123,57 km/h
		Lauf 2:	00:10.013	139,71 km/h	00:07.729	84,63 km/h	01:43.902	170,35 km/h	02:01.644	124,30 km/h
		Lauf 3:	00:09.803	138,77 km/h	00:08.654	81,62 km/h	01:52.527	* km/h	02:10.984	115,43 km/h




## 44. ADAC/MSR-Rhön Hauenstein-Bergrennen

16. bis 18. August 2013

Deutsche Bergmeisterschaft / DMSB Bergpokal

KW Gruppe H Berg-Cup / NSU Berg Pokal 2013

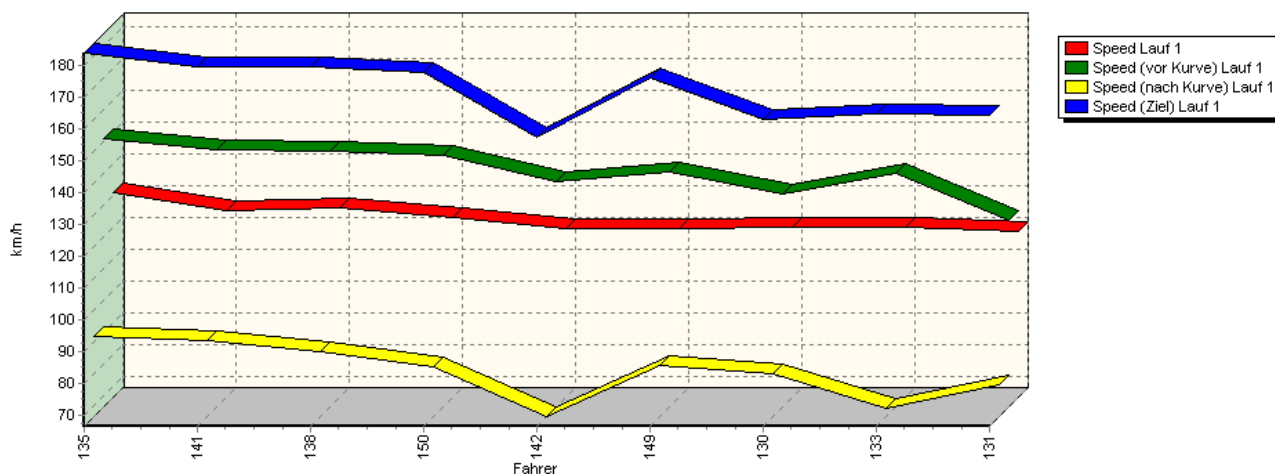
GLPberg Meisterschaft 2013



### Sektorzeiten & Speeds - Gruppe FS/E1/E2-SH

Rg.	Nr.	Startsektor	Speed vor Kurve	90°Kurve	Speed n. K.	Restsektor	Speed Ziel	Laufzeit	Speed (Lauf)	
2	173	<b>AUCHTER Tobias</b>	Opel Corsa Zöllner GSI							
		Lauf 1:	00:09.520	143,95 km/h	00:07.660	88,13 km/h	01:44.980	168,63 km/h	02:02.160	123,77 km/h
		Lauf 2:	*	* km/h	*	* km/h	*	* km/h	*	* km/h
		Lauf 3:	*	* km/h	*	* km/h	*	* km/h	*	* km/h
3	220	<b>WEIßDORN Franz</b>	VW Polo							
		Lauf 1:	00:09.624	136,99 km/h	00:08.126	84,88 km/h	01:47.127	165,86 km/h	02:04.877	121,08 km/h
		Lauf 2:	00:09.650	136,42 km/h	00:08.124	84,49 km/h	01:45.993	163,59 km/h	02:03.767	122,16 km/h
		Lauf 3:	00:10.918	131,27 km/h	00:09.527	73,86 km/h	*	* km/h	A	* km/h
4	174	<b>HEINDRICHS Werner</b>	Opel Schneider Corsa							
		Lauf 1:	00:09.748	137,36 km/h	00:08.173	83,54 km/h	01:47.192	166,65 km/h	02:05.113	120,85 km/h
		Lauf 2:	00:09.690	136,74 km/h	00:08.092	84,91 km/h	01:47.595	167,72 km/h	02:05.377	120,60 km/h
		Lauf 3:	00:09.909	137,47 km/h	00:08.605	81,50 km/h	01:56.440	* km/h	02:14.954	112,04 km/h
5	175	<b>SCHULTE Manfred</b>	Citroen AX Kitcar 16V							
		Lauf 1:	00:09.931	135,00 km/h	00:08.069	81,45 km/h	01:49.197	165,99 km/h	02:07.197	118,87 km/h
		Lauf 2:	00:09.793	137,28 km/h	00:08.086	84,11 km/h	01:48.847	165,50 km/h	02:06.726	119,31 km/h
		Lauf 3:	00:10.052	134,20 km/h	00:09.100	80,98 km/h	01:59.962	* km/h	02:19.114	108,69 km/h
6	222	<b>KLEINER Martin</b>	VW Polo							
		Lauf 1:	00:09.973	137,02 km/h	00:08.457	81,49 km/h	01:50.399	164,74 km/h	02:08.829	117,37 km/h
		Lauf 2:	00:10.003	136,64 km/h	00:08.298	80,78 km/h	01:49.582	165,44 km/h	02:07.883	118,23 km/h
		Lauf 3:	*	* km/h	*	* km/h	*	* km/h	*	* km/h

Speed-Diagramm Lauf 1






## 44. ADAC/MSC-Rhön Hauenstein-Bergrennen

16. bis 18. August 2013

Deutsche Bergmeisterschaft / DMSB Bergpokal

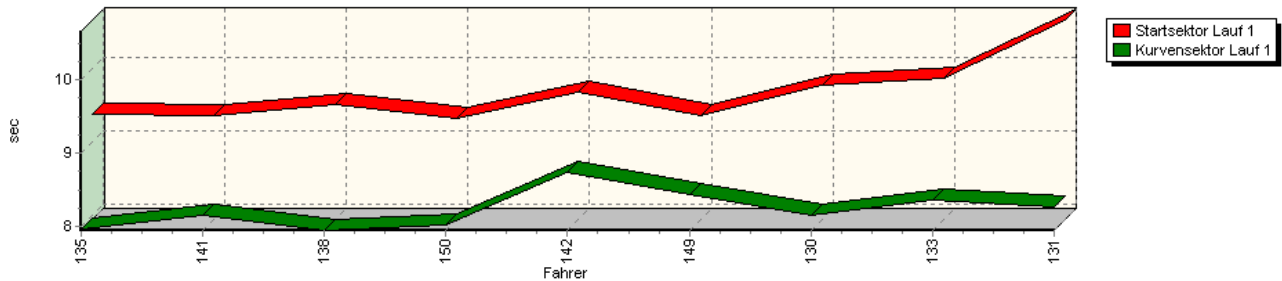
KW Gruppe H Berg-Cup / NSU Berg Pokal 2013

GLPberg Meisterschaft 2013

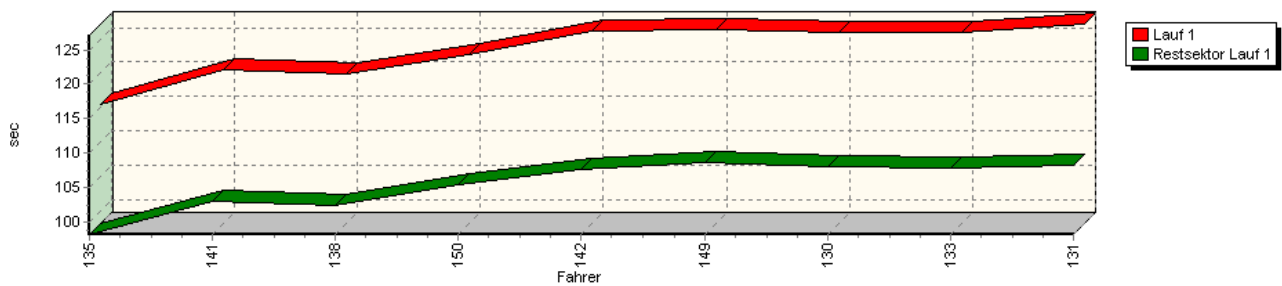


### Sektorzeiten & Speeds - Gruppe FS/E1/E2-SH

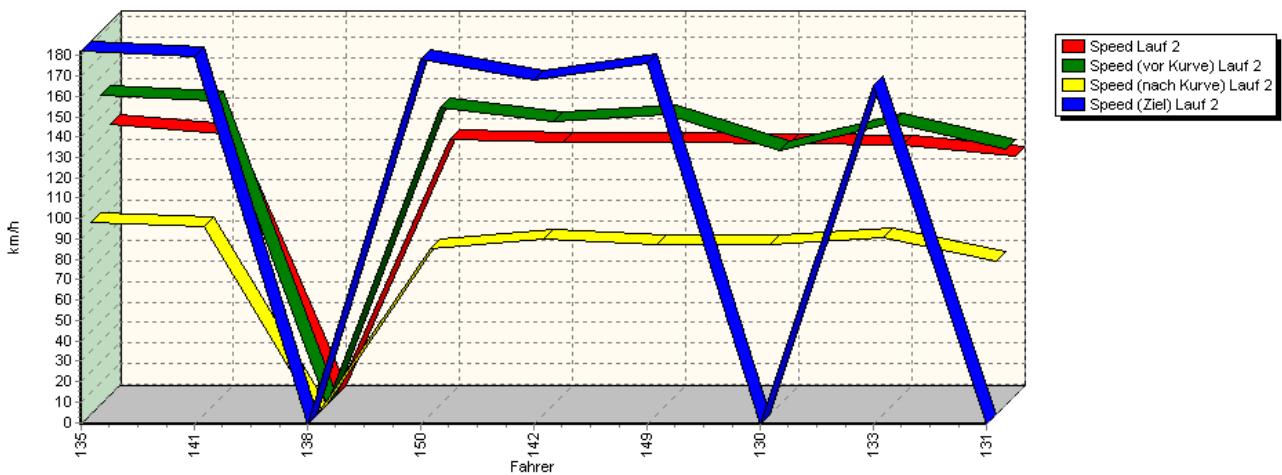
Sektor-Diagramm (Start) Lauf 1



Sektor-Diagramm (Rest) Lauf 1

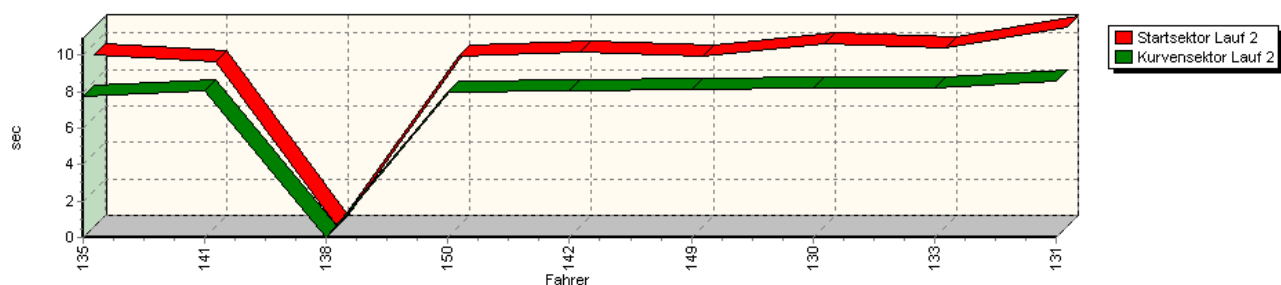


Speed-Diagramm Lauf 2

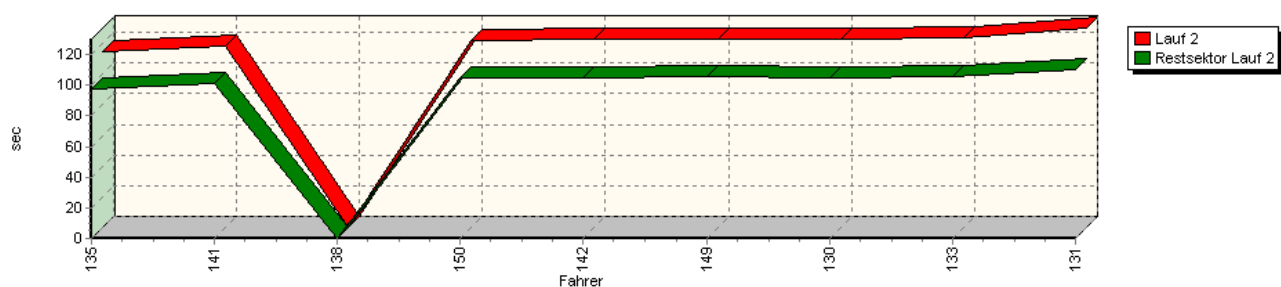


## Sektorzeiten & Speeds - Gruppe FS/E1/E2-SH

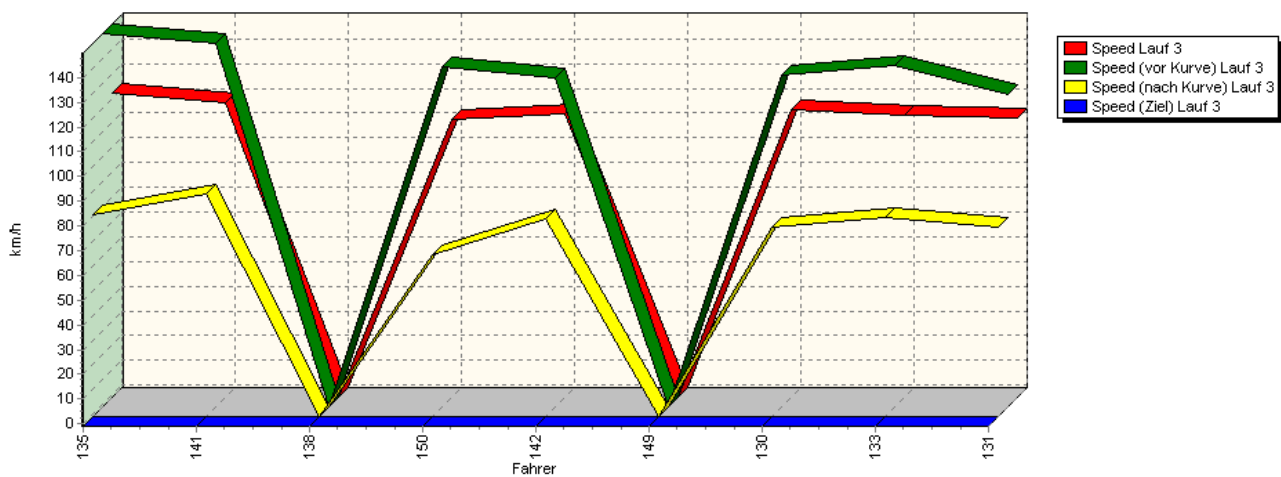
Sektor-Diagramm (Start) Lauf 2



Sektor-Diagramm (Rest) Lauf 2



Speed-Diagramm Lauf 3






## 44. ADAC/MSC-Rhön Hauenstein-Bergrennen

16. bis 18. August 2013

Deutsche Bergmeisterschaft / DMSB Bergpokal

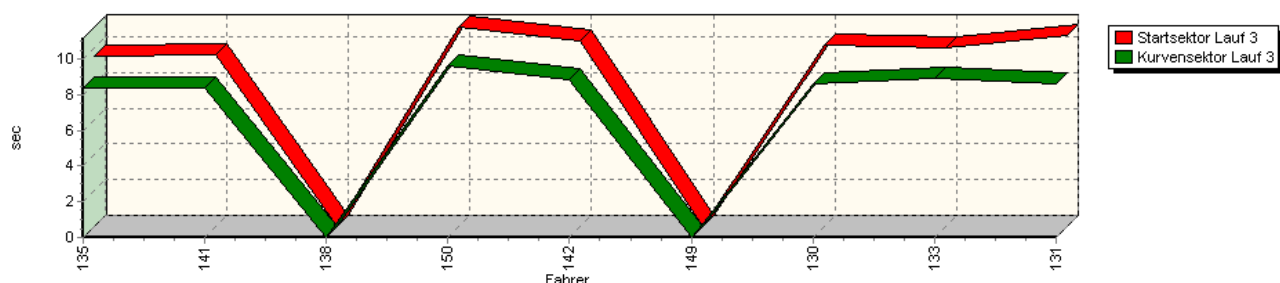
KW Gruppe H Berg-Cup / NSU Berg Pokal 2013

GLPberg Meisterschaft 2013

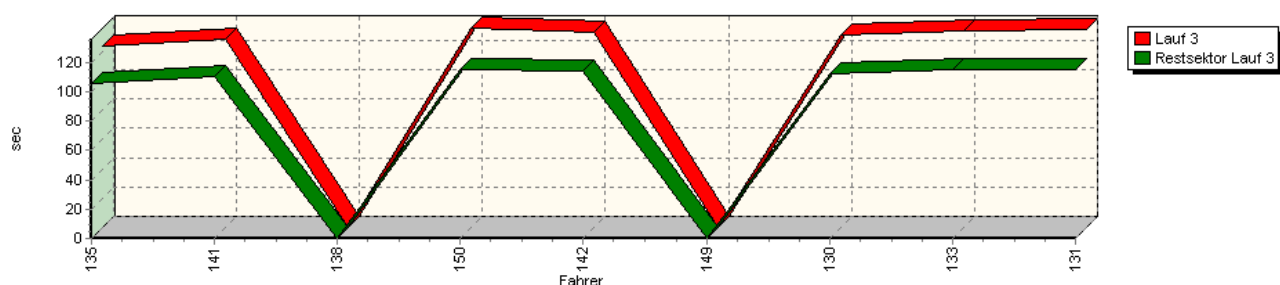


### Sektorzeiten & Speeds - Gruppe FS/E1/E2-SH

Sektor-Diagramm (Start) Lauf 3



Sektor-Diagramm (Rest) Lauf 3



Rg.	Nr.	Startsektor	Speed vor Kurve	90°-Kurve	Speed n. K.	Restsektor	Speed Ziel	Laufzeit	Speed (Lauf)	
1	135	<b>MINICHBERGER Mario</b>	Minichberger Scirocco							
		Lauf 1:	00:09.371	151,20 km/h	00:07.962	92,00 km/h	01:38.162	184,08 km/h	01:55.495	130,92 km/h
		Lauf 2:	00:09.408	150,78 km/h	00:07.768	93,54 km/h	01:37.579	182,24 km/h	01:54.755	131,76 km/h
		Lauf 3:	00:09.514	149,94 km/h	00:08.400	80,80 km/h	01:45.778	* km/h	02:03.692	122,24 km/h
2	141	<b>ELLER Hans Peter</b>	Ford Escort RS 2000							
		Lauf 1:	00:09.363	147,61 km/h	00:08.162	90,41 km/h	01:42.971	179,72 km/h	02:00.496	125,48 km/h
		Lauf 2:	00:09.007	148,55 km/h	00:08.023	91,17 km/h	01:41.585	179,54 km/h	01:58.615	127,47 km/h
		Lauf 3:	00:09.622	146,06 km/h	00:08.371	88,98 km/h	01:50.325	* km/h	02:08.318	117,83 km/h
3	138	<b>REICH Markus</b>	VW Golf II 16V							
		Lauf 1:	00:09.502	146,97 km/h	00:07.947	87,03 km/h	01:42.358	179,56 km/h	01:59.807	126,20 km/h
		Lauf 2:	*	* km/h	*	* km/h	*	* km/h	A	* km/h
		Lauf 3:	*	* km/h	*	* km/h	*	* km/h	*	* km/h
4	150	<b>FRANK Rene</b>	BMW 320 STC							
		Lauf 1:	00:09.315	145,64 km/h	00:08.023	82,31 km/h	01:45.341	177,93 km/h	02:02.679	123,25 km/h
		Lauf 2:	00:09.364	145,06 km/h	00:07.984	80,19 km/h	01:44.324	178,24 km/h	02:01.672	124,27 km/h
		Lauf 3:	00:11.174	136,39 km/h	00:09.592	64,27 km/h	01:55.116	* km/h	02:15.882	111,27 km/h
5	142	<b>SCHRÖRS Andrä</b>	Talbot SMG Lotus							
		Lauf 1:	00:09.680	137,58 km/h	00:08.740	66,68 km/h	01:47.713	157,44 km/h	02:06.133	119,87 km/h
		Lauf 2:	00:09.554	138,32 km/h	00:08.050	85,05 km/h	01:44.945	167,91 km/h	02:02.549	123,38 km/h
		Lauf 3:	00:10.404	132,09 km/h	00:08.830	79,16 km/h	01:54.095	* km/h	02:13.329	113,40 km/h
6	149	<b>SAAL Markus</b>	Opel Kadett C Limo16V							
		Lauf 1:	00:09.363	140,48 km/h	00:08.435	82,98 km/h	01:48.551	176,46 km/h	02:06.349	119,67 km/h
		Lauf 2:	00:09.360	141,70 km/h	00:08.154	82,57 km/h	01:45.509	176,30 km/h	02:03.023	122,90 km/h
		Lauf 3:	*	* km/h	*	* km/h	*	* km/h	*	* km/h






## 44. ADAC/MSC-Rhön Hauenstein-Bergrennen

16. bis 18. August 2013

Deutsche Bergmeisterschaft / DMSB Bergpokal

KW Gruppe H Berg-Cup / NSU Berg Pokal 2013

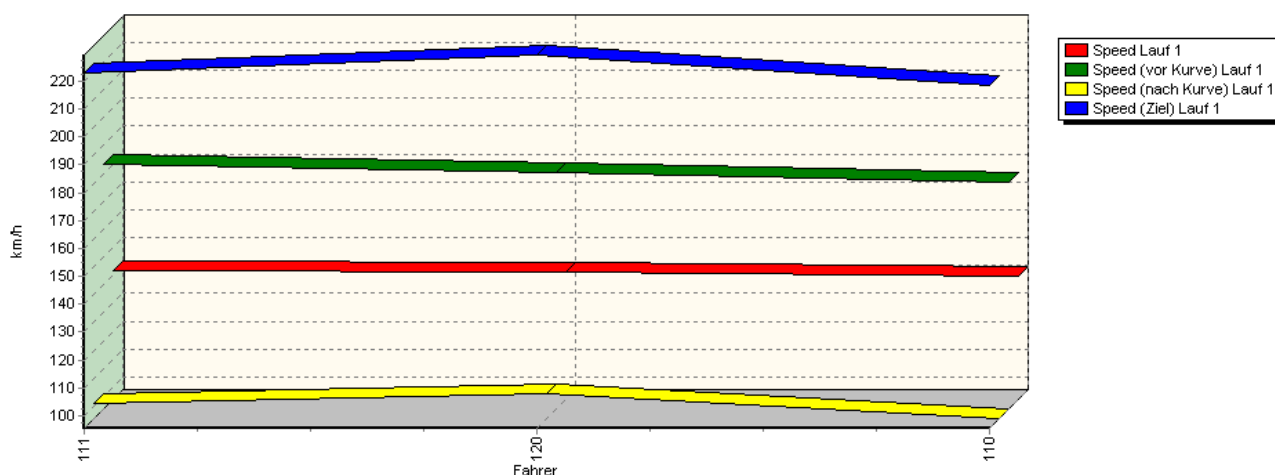
GLPberg Meisterschaft 2013



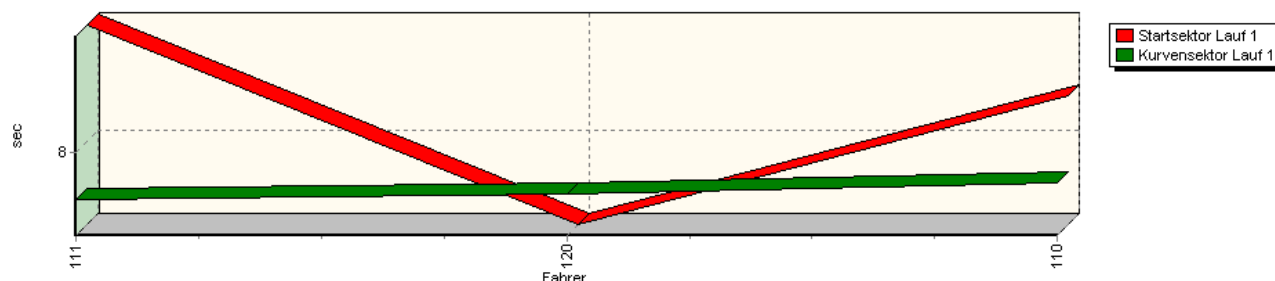
### Sektorzeiten & Speeds - Gruppe FS/E1/E2-SH

Rg.	Nr.	Startsektor	Speed vor Kurve	90°-Kurve	Speed n. K.	Restsektor	Speed Ziel	Laufzeit	Speed (Lauf)	
7	130	<b>DANDL Michael</b>	BMW 320is E30							
		Lauf 1:	00:09.783	133,83 km/h	00:08.151	80,21 km/h	01:47.995	163,21 km/h	02:05.929	120,07 km/h
		Lauf 2:	00:09.988	124,05 km/h	00:08.209	82,79 km/h	01:44.946	* km/h	02:03.143	122,78 km/h
		Lauf 3:	00:10.176	132,92 km/h	00:08.588	75,75 km/h	01:52.349	* km/h	02:11.113	115,32 km/h
8	133	<b>BODENMÜLLER Edmund</b>	Minichberger Kadett C							
		Lauf 1:	00:09.873	140,09 km/h	00:08.369	69,40 km/h	01:47.777	165,05 km/h	02:06.019	119,98 km/h
		Lauf 2:	00:09.818	137,57 km/h	00:08.228	85,97 km/h	01:45.722	165,47 km/h	02:03.768	122,16 km/h
		Lauf 3:	00:10.027	137,09 km/h	00:08.913	79,44 km/h	01:54.930	* km/h	02:13.870	112,95 km/h
9	131	<b>SCHUSTER Jürgen</b>	Mazda RX 7							
		Lauf 1:	00:10.661	125,23 km/h	00:08.262	76,58 km/h	01:48.210	164,46 km/h	02:07.133	118,93 km/h
		Lauf 2:	00:10.937	124,71 km/h	00:08.574	74,43 km/h	01:50.555	* km/h	02:10.066	116,25 km/h
		Lauf 3:	00:10.717	125,53 km/h	00:08.647	75,71 km/h	01:55.499	* km/h	02:14.863	112,11 km/h

Speed-Diagramm Lauf 1



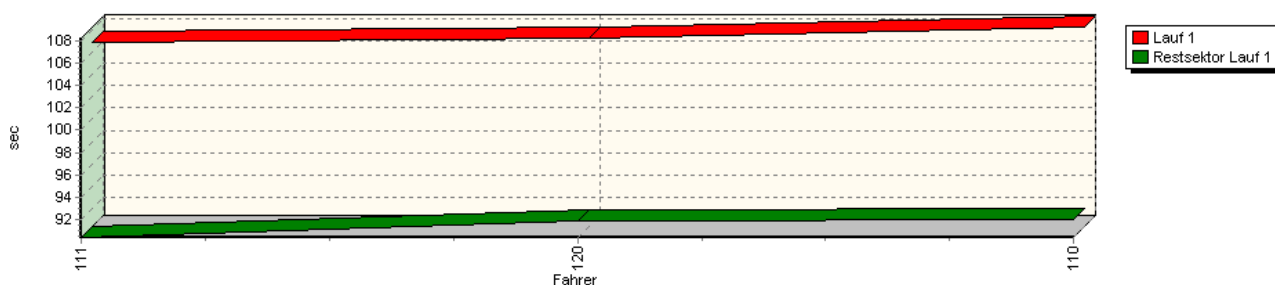
Sektor-Diagramm (Start) Lauf 1



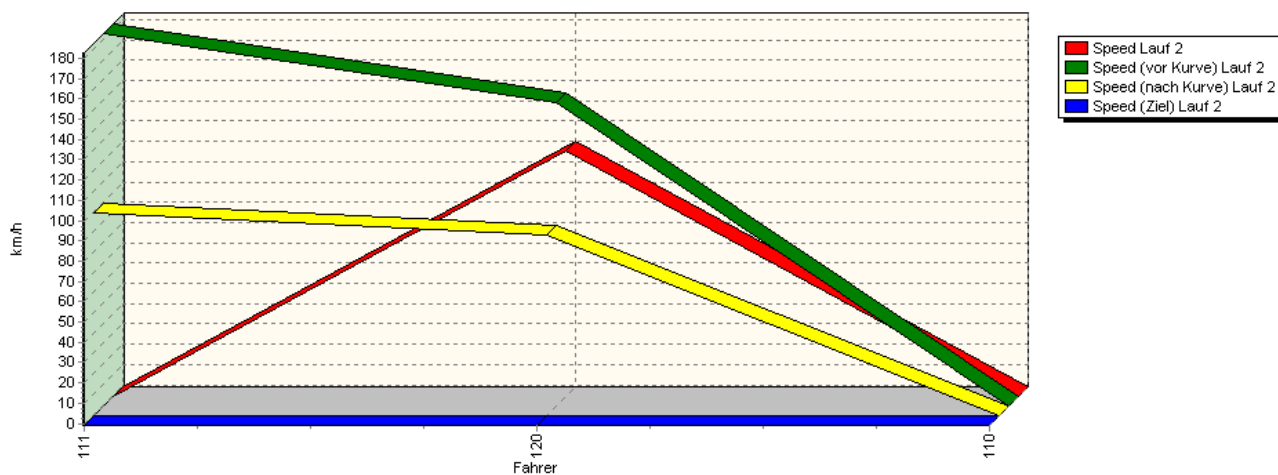


## Sektorzeiten & Speeds - Gruppe FS/E1/E2-SH

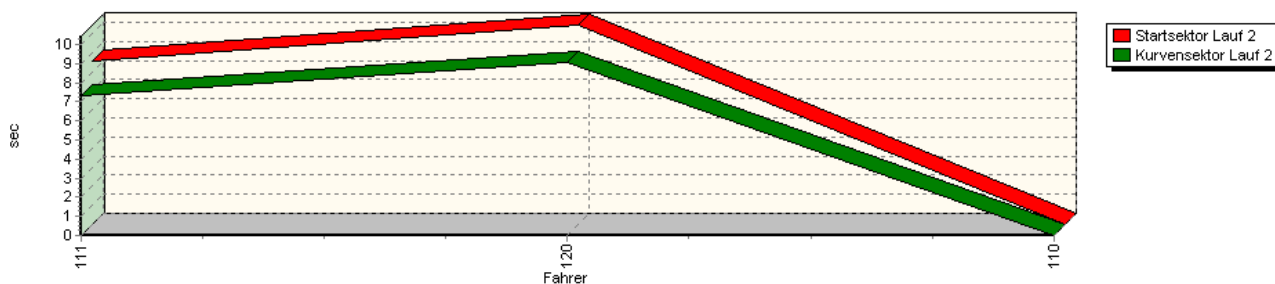
Sektor-Diagramm (Rest) Lauf 1



Speed-Diagramm Lauf 2

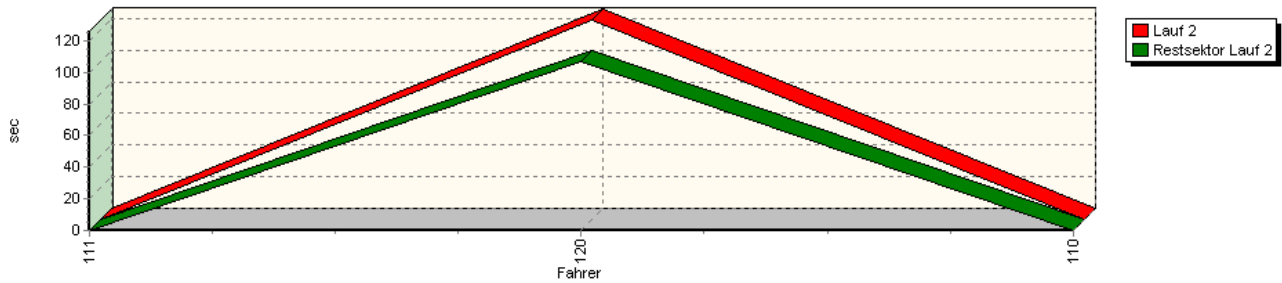


Sektor-Diagramm (Start) Lauf 2

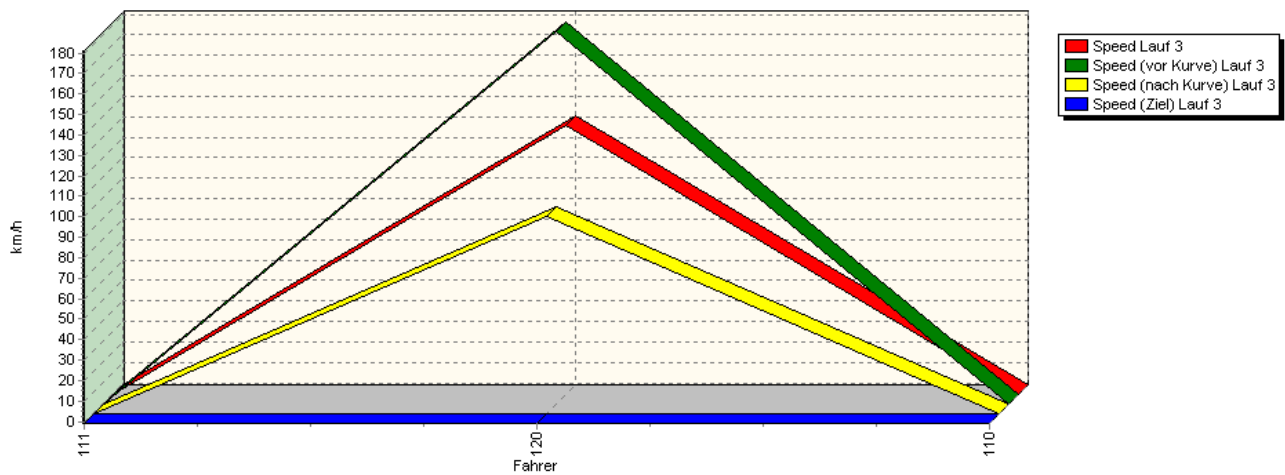


## Sektorzeiten & Speeds - Gruppe FS/E1/E2-SH

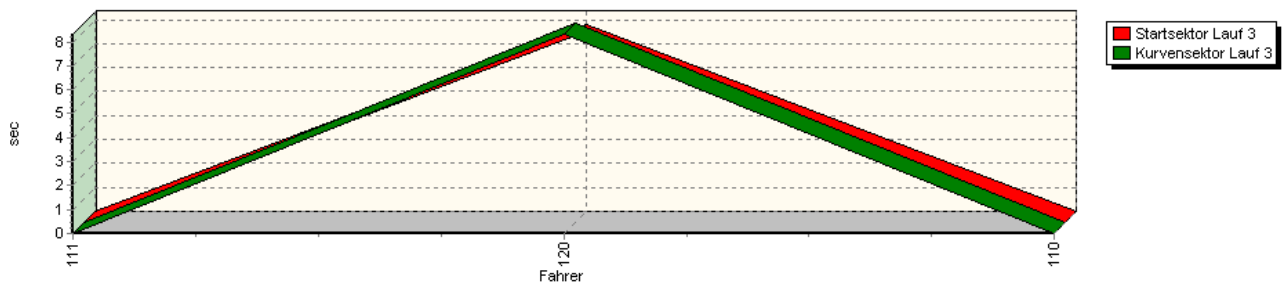
Sektor-Diagramm (Rest) Lauf 2



Speed-Diagramm Lauf 3



Sektor-Diagramm (Start) Lauf 3






## 44. ADAC/MSC-Rhön Hauenstein-Bergrennen

16. bis 18. August 2013

Deutsche Bergmeisterschaft / DMSB Bergpokal

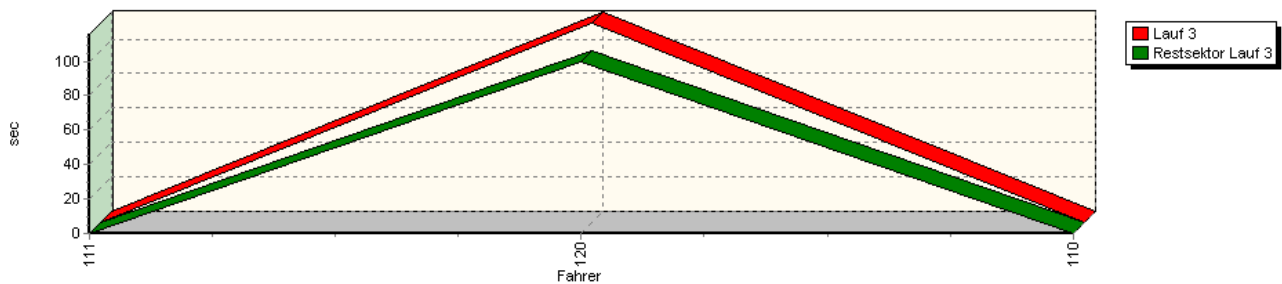
KW Gruppe H Berg-Cup / NSU Berg Pokal 2013

GLPberg Meisterschaft 2013



### Sektorzeiten & Speeds - Gruppe FS/E1/E2-SH

Sektor-Diagramm (Rest) Lauf 3



Rg.	Nr.	Startsektor	Speed vor Kurve	90°-Kurve	Speed n. K.	Restsektor	Speed Ziel	Laufzeit	Speed (Lauf)	
1	111	<b>HOFFMANN Klaus</b>	Opel Astra DTM V8							
		Lauf 1:	00:08.669	183,27 km/h	00:07.728	100,70 km/h	01:30.440	222,74 km/h	01:46.837	141,52 km/h
		Lauf 2:	00:08.509	182,71 km/h	00:07.304	99,15 km/h	*	* km/h	A	* km/h
		Lauf 3:	*	* km/h	*	* km/h	*	* km/h	*	* km/h
2	120	<b>STOLZ Herbert</b>	Porsche 935 DP II							
		Lauf 1:	00:07.524	180,44 km/h	00:07.764	104,25 km/h	01:31.906	229,39 km/h	01:47.194	141,05 km/h
		Lauf 2:	00:10.426	148,90 km/h	00:09.022	88,16 km/h	01:46.540	* km/h	02:05.988	120,01 km/h
		Lauf 3:	00:07.827	181,06 km/h	00:08.322	95,49 km/h	01:39.624	* km/h	01:55.773	130,60 km/h
3	110	<b>SCHMITT Sebastian</b>	Opel Astra DTM V8							
		Lauf 1:	00:08.266	176,61 km/h	00:07.825	95,45 km/h	01:32.099	218,64 km/h	01:48.190	139,75 km/h
		Lauf 2:	*	* km/h	*	* km/h	*	* km/h	*	* km/h
		Lauf 3:	*	* km/h	*	* km/h	*	* km/h	*	* km/h