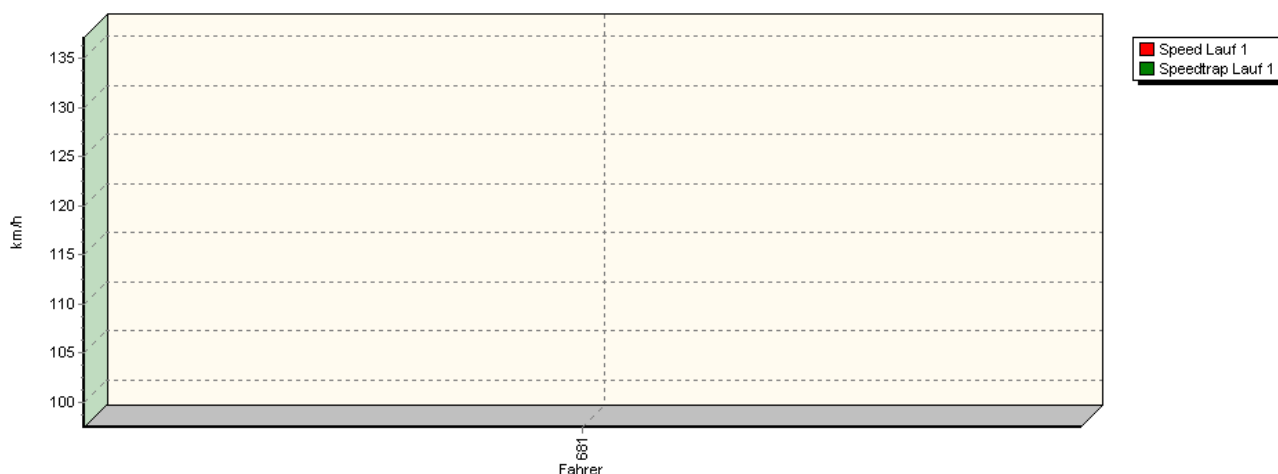
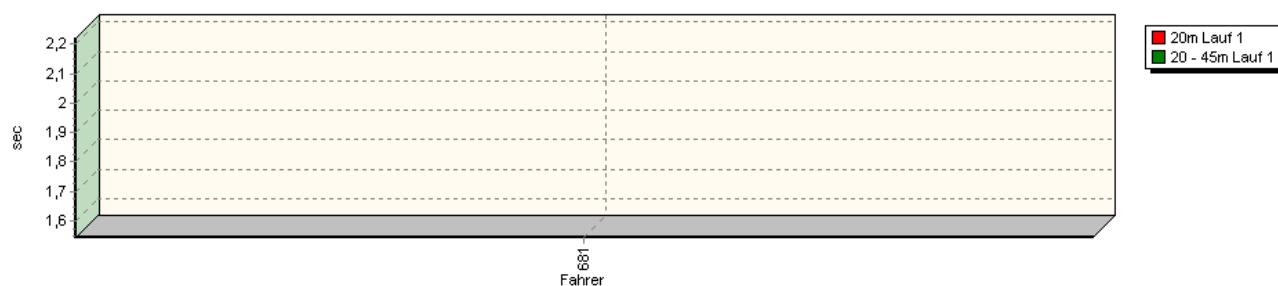


Sektorzeiten & Speeds - Rennen - Category 1.1 FIA Hist. EHCC

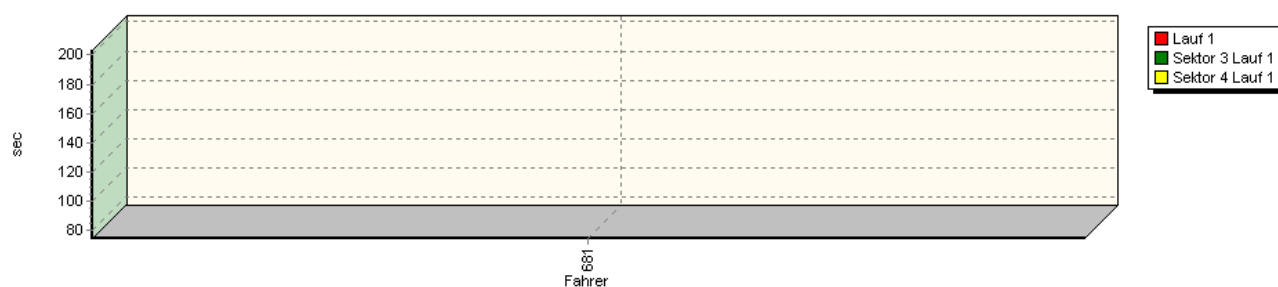
Speed-Diagramm Lauf 1



Sektor-Diagramm (Start) Lauf 1

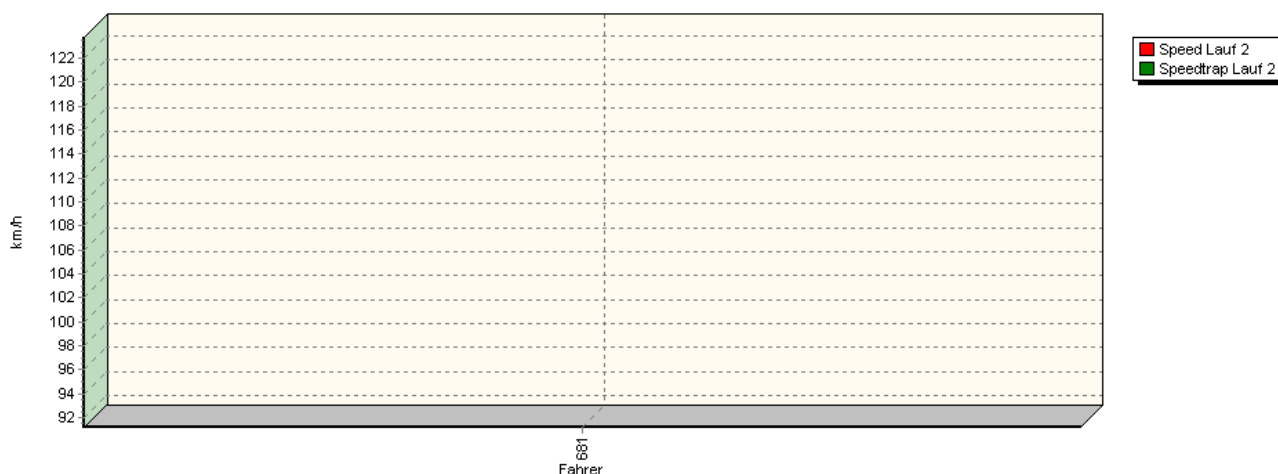


Sektor-Diagramm (Rest) Lauf 1

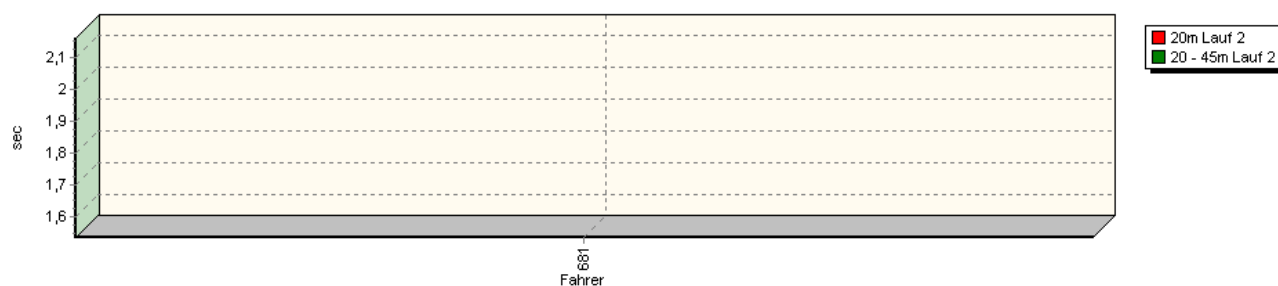


Sektorzeiten & Speeds - Rennen - Category 1.1 FIA Hist. EHCC

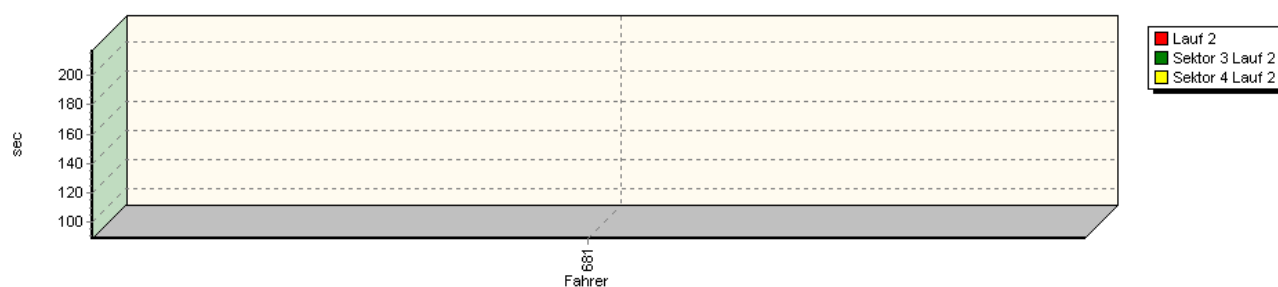
Speed-Diagramm Lauf 2



Sektor-Diagramm (Start) Lauf 2



Sektor-Diagramm (Rest) Lauf 2



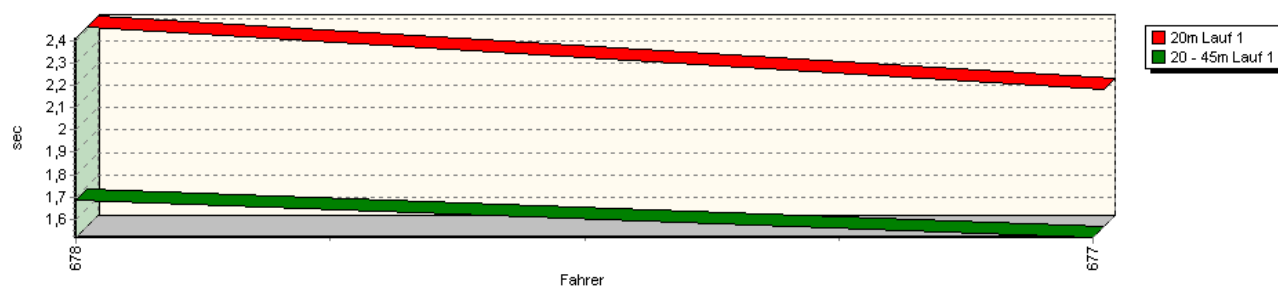
Rg.	Nr.	Sektor 1 (20m)	Sektor 2 (20-45m)	Sektor 3	Speed (P22)	Sektor 4	Laufzeit	Speed (Lauf)	
1	681	KONICAR Vladimir		BMW 2002ti					
		Lauf 1:	00:02.220	00:01.544	01:14.503	137,14 km/h	02:04.994	03:23.261	97,41 km/h
		Lauf 2:	00:02.159	00:01.535	01:28.886	123,74 km/h	02:04.548	03:37.128	91,19 km/h

Sektorzeiten & Speeds - Rennen - Category 1.1 FIA Hist. EHCC

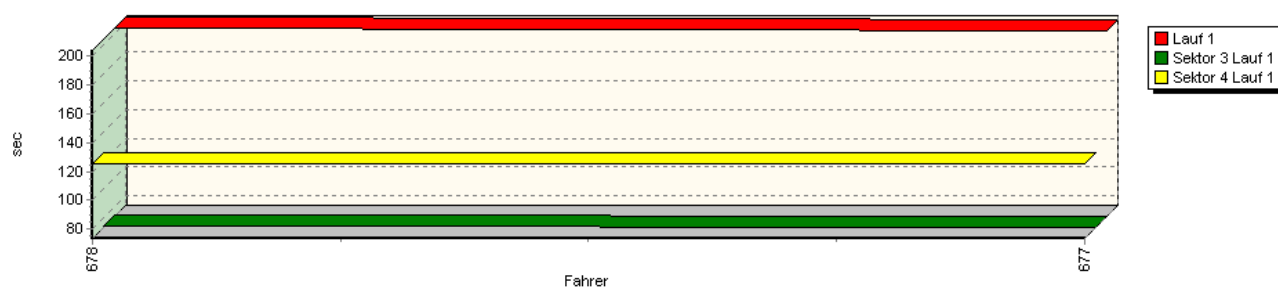
Speed-Diagramm Lauf 1



Sektor-Diagramm (Start) Lauf 1



Sektor-Diagramm (Rest) Lauf 1

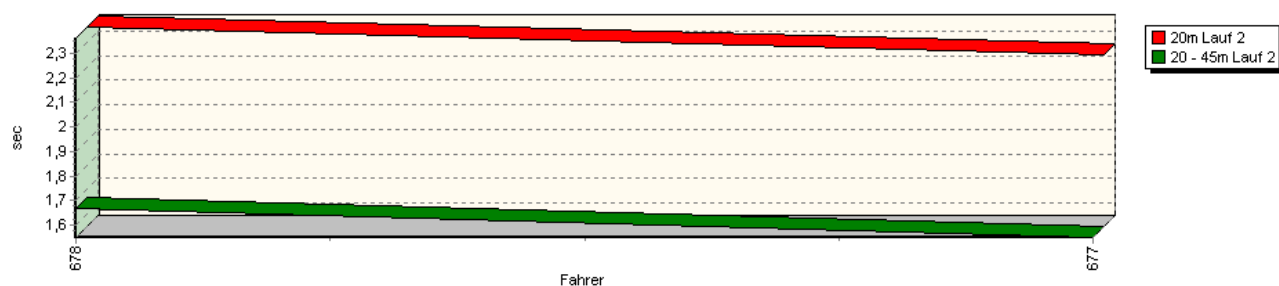


Sektorzeiten & Speeds - Rennen - Category 1.1 FIA Hist. EHCC

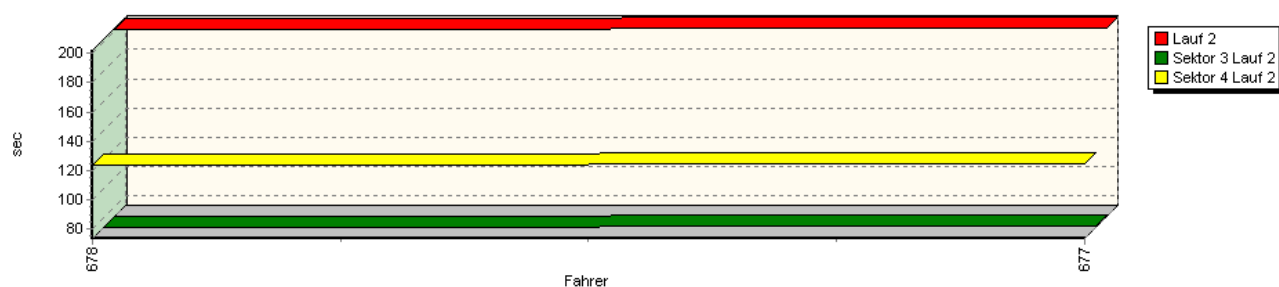
Speed-Diagramm Lauf 2



Sektor-Diagramm (Start) Lauf 2



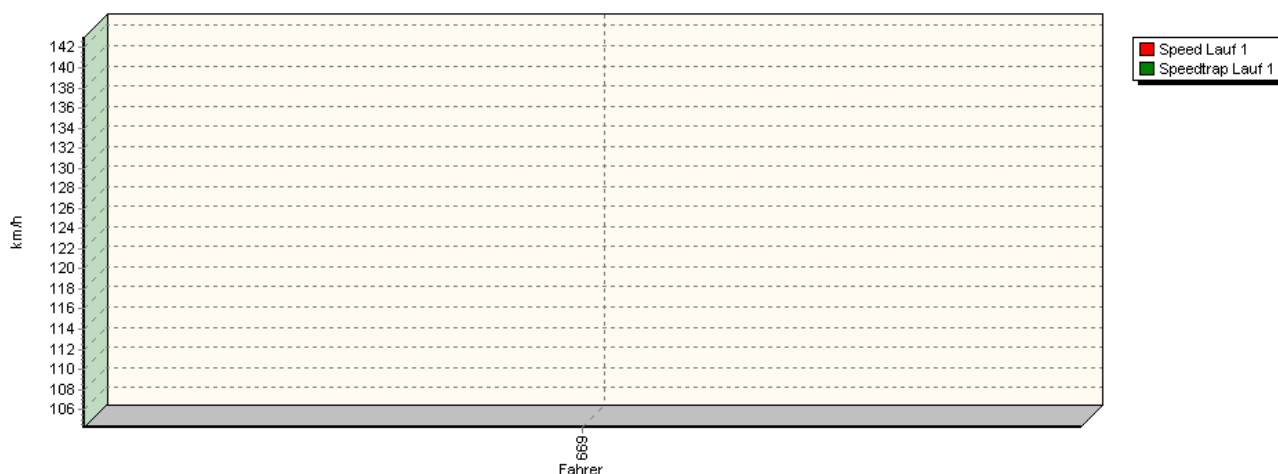
Sektor-Diagramm (Rest) Lauf 2



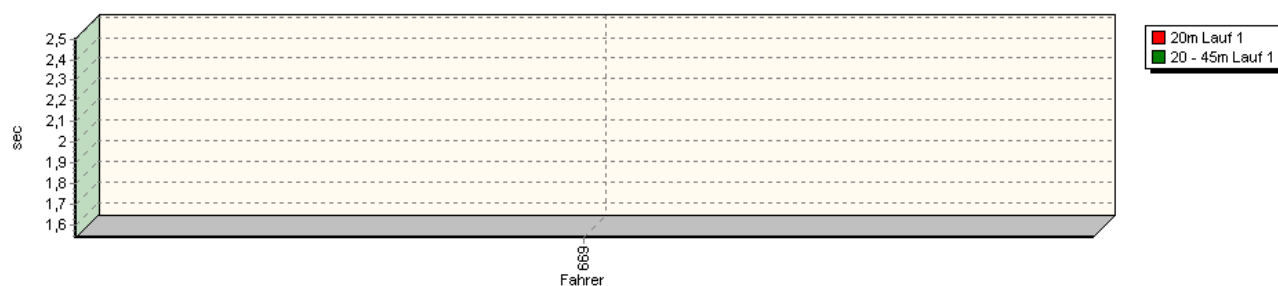
Rg.	Nr.	Sektor 1 (20m)	Sektor 2 (20-45m)	Sektor 3	Speed (P22)	Sektor 4	Laufzeit	Speed (Lauf)
1	678	VONDRAKOVA Michaela	Skoda 120S					
		Lauf 1: 00:02.411	00:01.684	01:14.449	133,55 km/h	02:05.507	03:24.051	97,03 km/h
		Lauf 2: 00:02.361	00:01.670	01:13.566	135,33 km/h	02:04.136	03:21.733	98,15 km/h
2	677	ADAMEK Miroslav	NSU-TT					
		Lauf 1: 00:02.133	00:01.519	01:13.517	133,36 km/h	02:05.092	03:22.261	97,89 km/h
		Lauf 2: 00:02.247	00:01.550	01:14.199	133,97 km/h	02:04.210	03:22.206	97,92 km/h

Sektorzeiten & Speeds - Rennen - Category 1.1 FIA Hist. EHCC

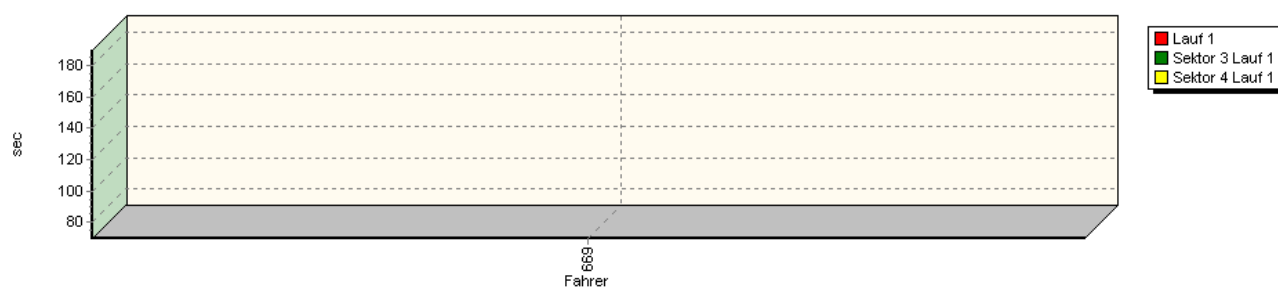
Speed-Diagramm Lauf 1



Sektor-Diagramm (Start) Lauf 1

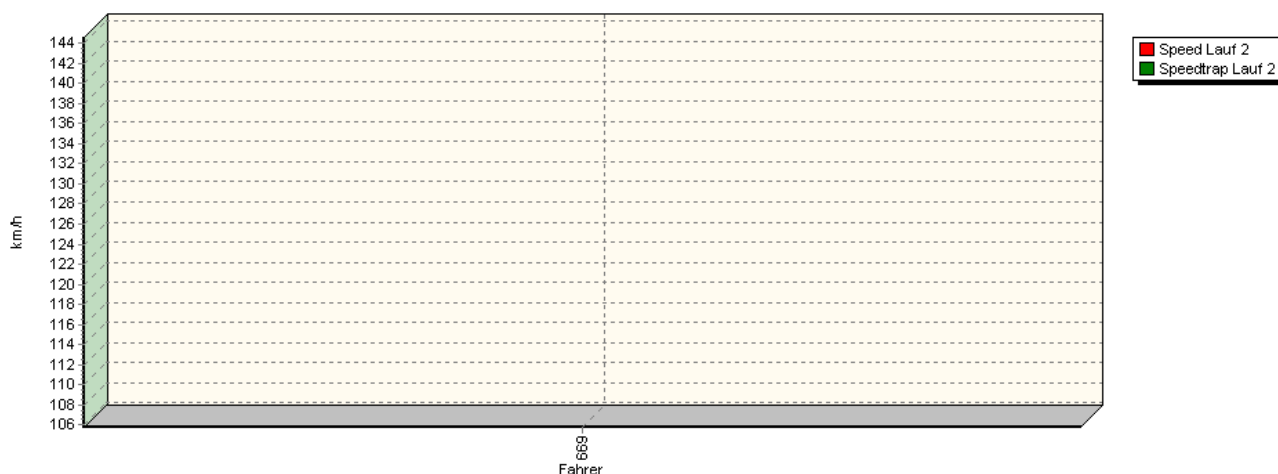


Sektor-Diagramm (Rest) Lauf 1

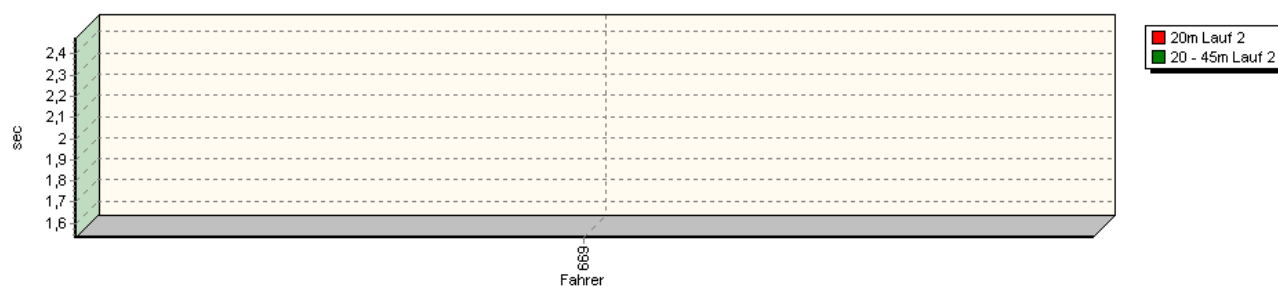


Sektorzeiten & Speeds - Rennen - Category 1.1 FIA Hist. EHCC

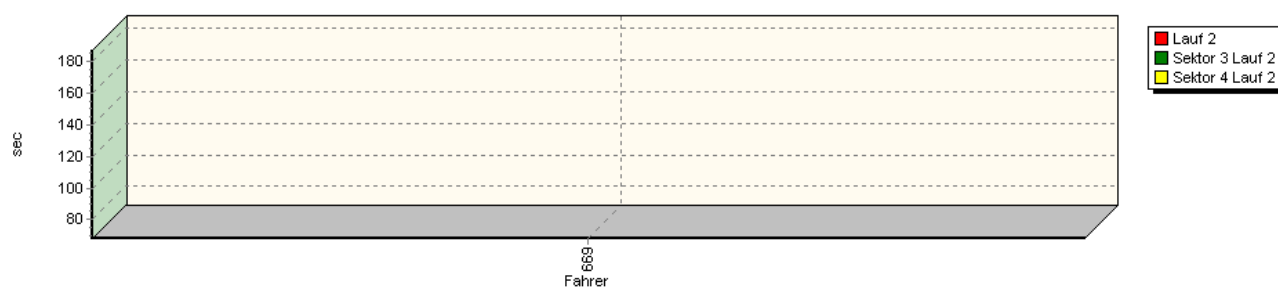
Speed-Diagramm Lauf 2



Sektor-Diagramm (Start) Lauf 2



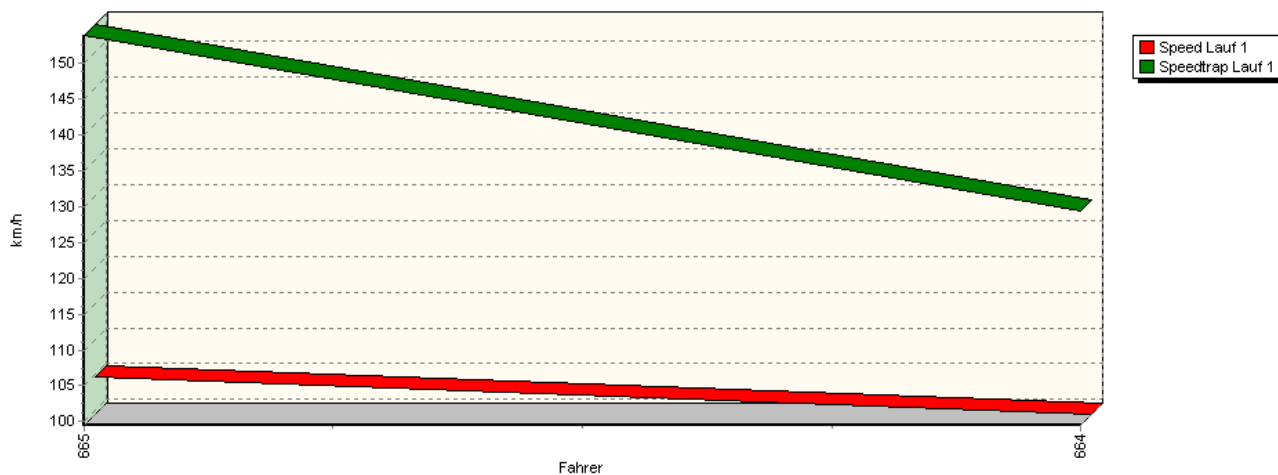
Sektor-Diagramm (Rest) Lauf 2



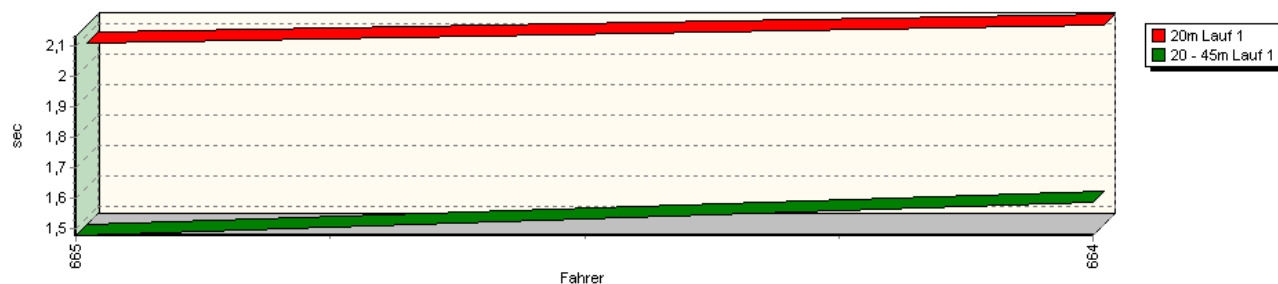
Rg.	Nr.	Sektor 1 (20m)	Sektor 2 (20-45m)	Sektor 3	Speed (P22)	Sektor 4	Laufzeit	Speed (Lauf)	
1	669	ESCHER Joachim		VW Golf 17					
		Lauf 1:	00:02.504	00:01.539	01:09.607	143,02 km/h	01:56.302	03:09.952	104,24 km/h
		Lauf 2:	00:02.474	00:01.533	01:08.059	144,57 km/h	01:55.129	03:07.195	105,77 km/h

Sektorzeiten & Speeds - Rennen - Category 1.1 FIA Hist. EHCC

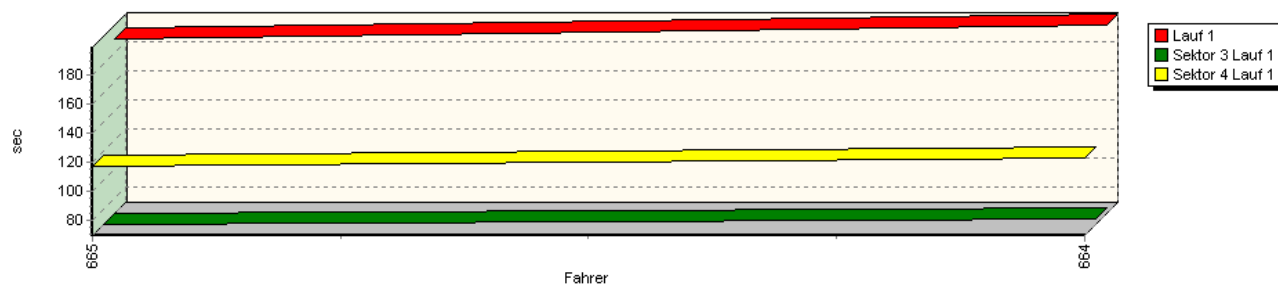
Speed-Diagramm Lauf 1



Sektor-Diagramm (Start) Lauf 1

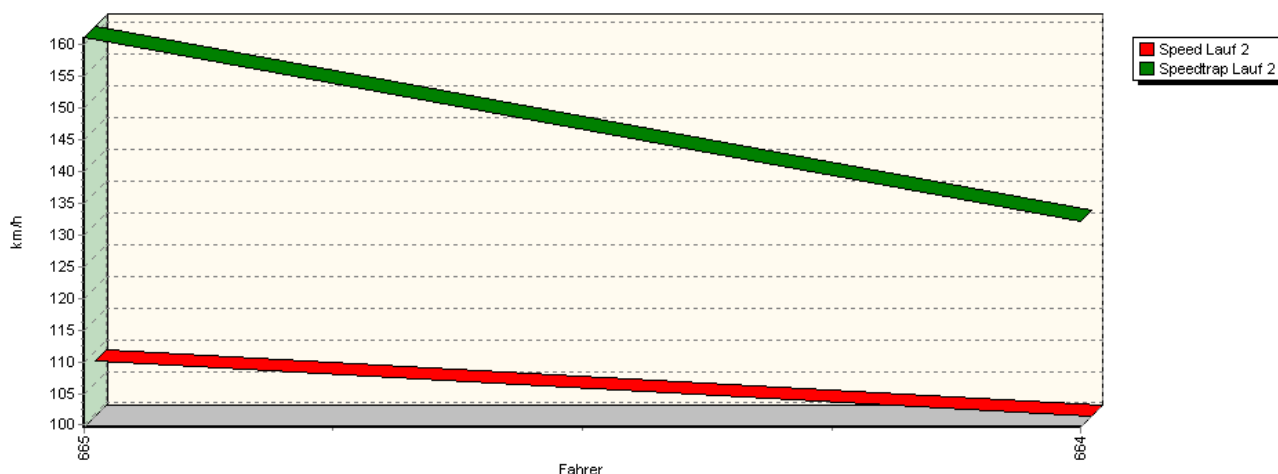


Sektor-Diagramm (Rest) Lauf 1

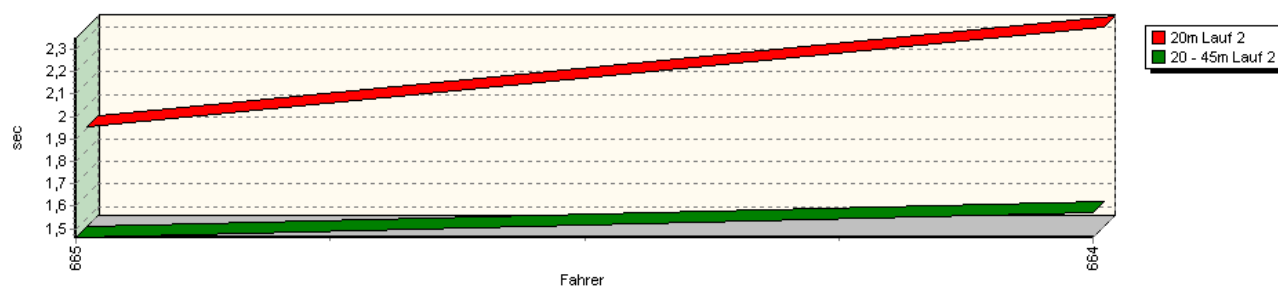


Sektorzeiten & Speeds - Rennen - Category 1.1 FIA Hist. EHCC

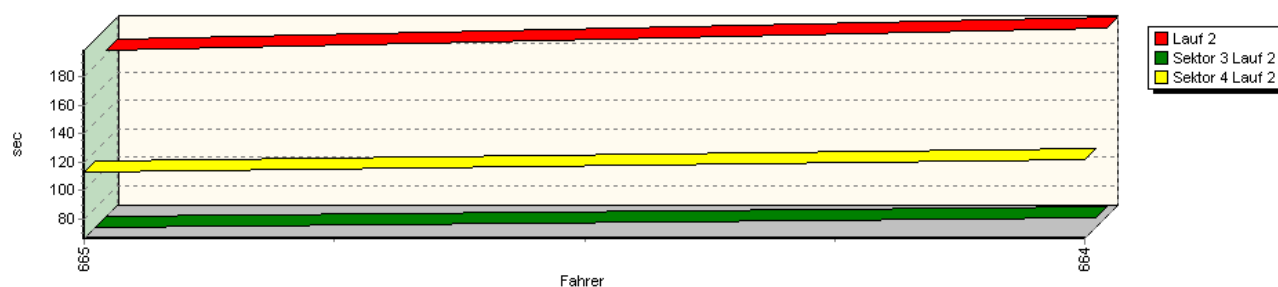
Speed-Diagramm Lauf 2



Sektor-Diagramm (Start) Lauf 2



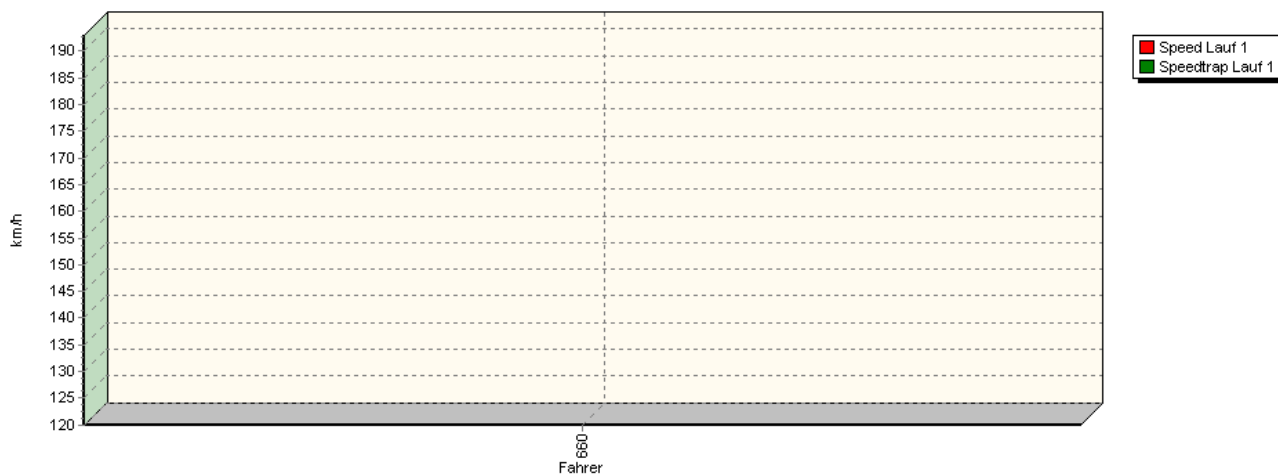
Sektor-Diagramm (Rest) Lauf 2



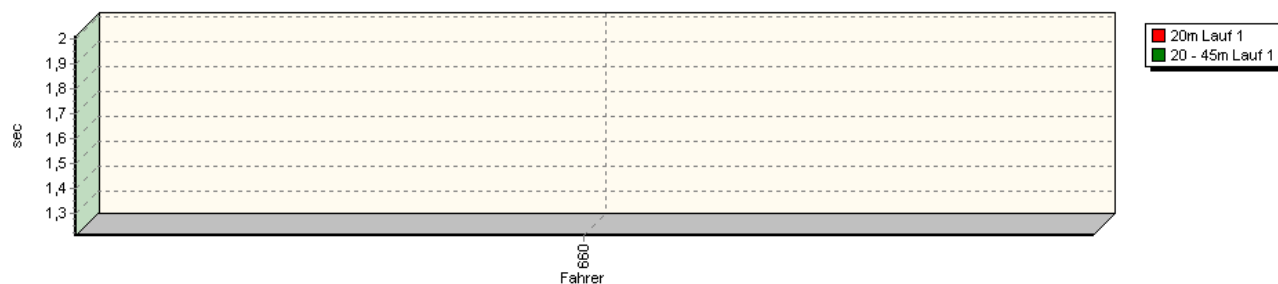
Rg.	Nr.		Sektor 1 (20m)	Sektor 2 (20-45m)	Sektor 3	Speed (P22)	Sektor 4	Laufzeit	Speed (Lauf)
1	665	MICHL Josef		Porsche 911SC					
		Lauf 1:	00:02.071	00:01.478	01:09.040	153,79 km/h	01:56.459	03:09.048	104,74 km/h
		Lauf 2:	00:01.905	00:01.461	01:06.309	161,13 km/h	01:53.009	03:02.684	108,38 km/h
2	664	JAROSLAV Baranek		Ferrari 308 GT4 Dino					
		Lauf 1:	00:02.131	00:01.589	01:12.445	129,41 km/h	02:02.801	03:18.966	99,51 km/h
		Lauf 2:	00:02.350	00:01.573	01:13.067	132,09 km/h	02:01.660	03:18.650	99,67 km/h

Sektorzeiten & Speeds - Rennen - Category 1.1 FIA Hist. EHCC

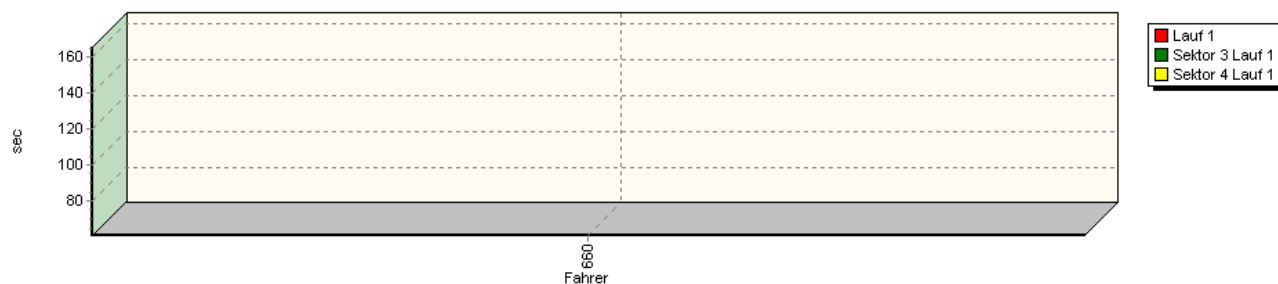
Speed-Diagramm Lauf 1



Sektor-Diagramm (Start) Lauf 1

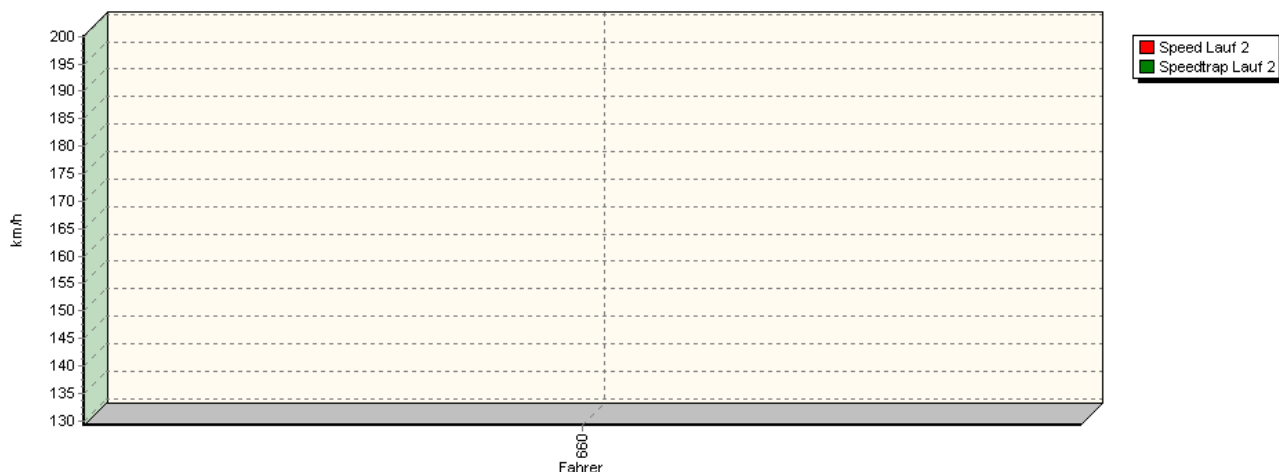


Sektor-Diagramm (Rest) Lauf 1

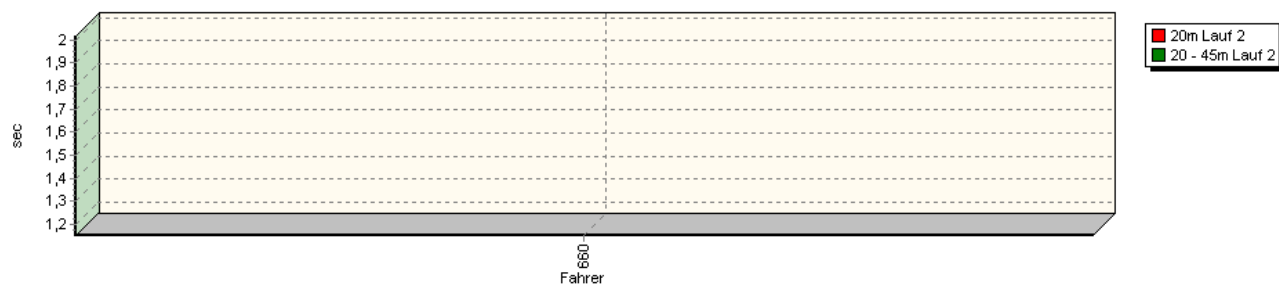


Sektorzeiten & Speeds - Rennen - Category 1.1 FIA Hist. EHCC

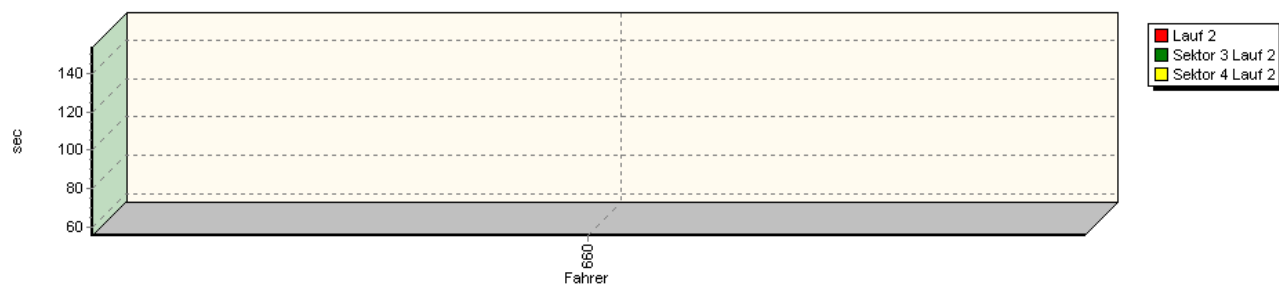
Speed-Diagramm Lauf 2



Sektor-Diagramm (Start) Lauf 2



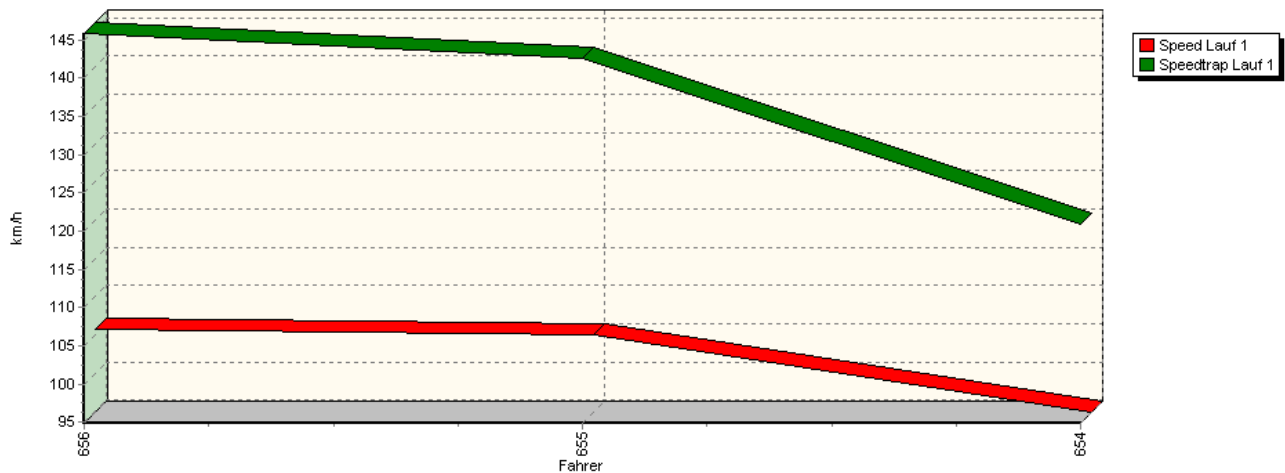
Sektor-Diagramm (Rest) Lauf 2



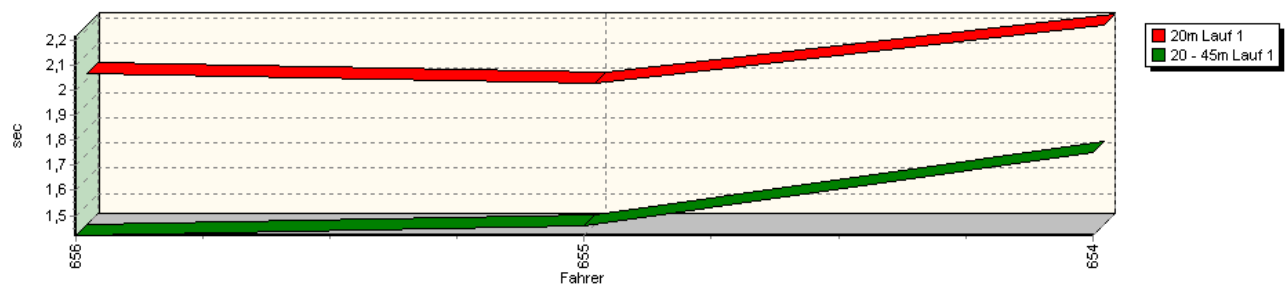
Rg.	Nr.	Sektor 1 (20m)	Sektor 2 (20-45m)	Sektor 3	Speed (P22)	Sektor 4	Laufzeit	Speed (Lauf)	
1	660	BONUCCI Uberto		Osella PA 9/90					
		Lauf 1:	00:02.012	00:01.211	01:00.382	192,94 km/h	01:41.486	02:45.091	119,93 km/h
		Lauf 2:	00:02.015	00:01.153	00:55.942	200,18 km/h	01:34.193	02:33.303	129,16 km/h

Sektorzeiten & Speeds - Rennen - Category 1.1 FIA Hist. EHCC

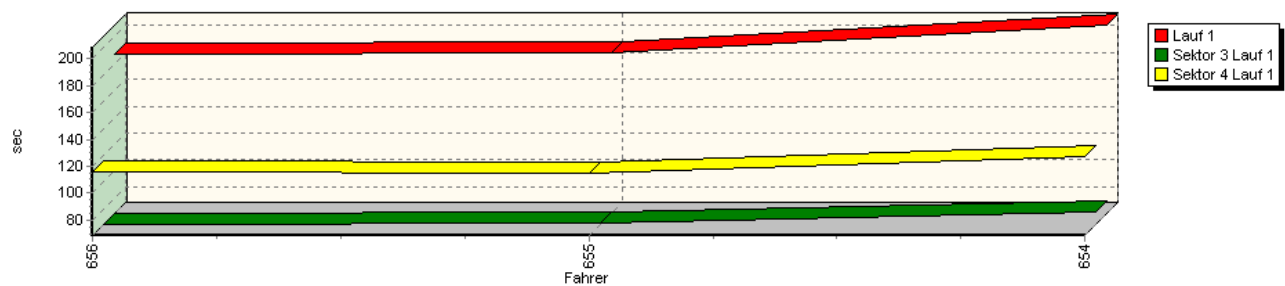
Speed-Diagramm Lauf 1



Sektor-Diagramm (Start) Lauf 1



Sektor-Diagramm (Rest) Lauf 1

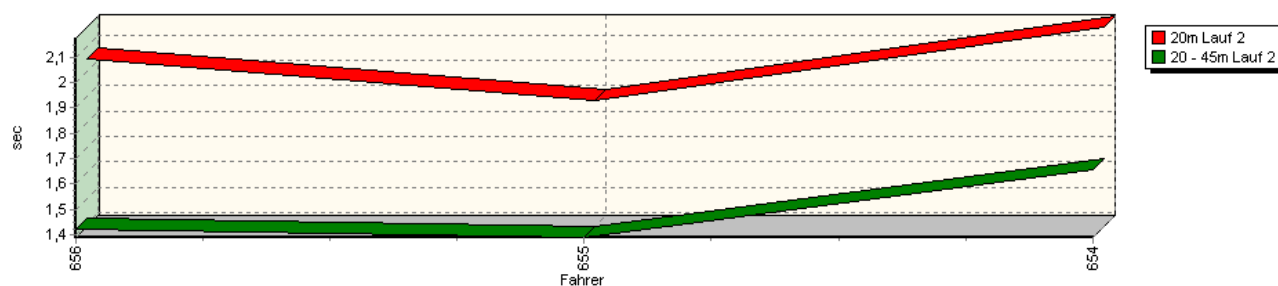


Sektorzeiten & Speeds - Rennen - Category 1.1 FIA Hist. EHCC

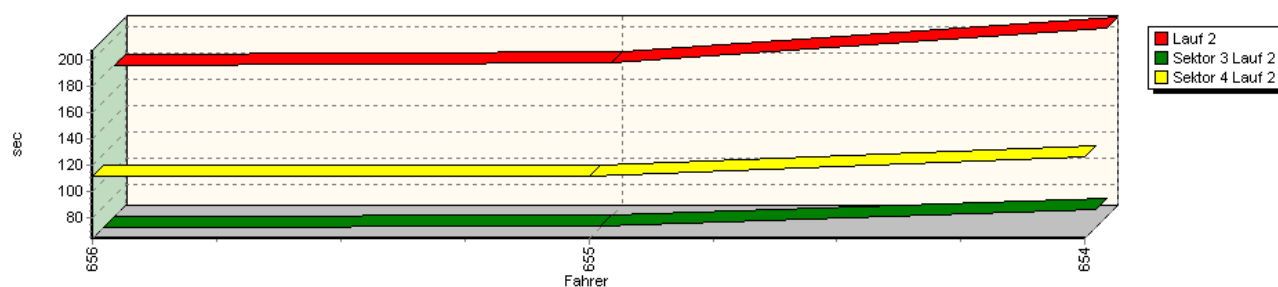
Speed-Diagramm Lauf 2



Sektor-Diagramm (Start) Lauf 2



Sektor-Diagramm (Rest) Lauf 2



Rg.	Nr.	Sektor 1 (20m)	Sektor 2 (20-45m)	Sektor 3	Speed (P22)	Sektor 4	Laufzeit	Speed (Lauf)
1	656	DOLEZAL Lubomir	Metalex Easter					
		Lauf 1: 00:02.025	00:01.420	01:08.388	145,82 km/h	01:55.549	03:07.382	105,67 km/h
		Lauf 2: 00:02.049	00:01.421	01:04.210	148,67 km/h	01:51.558	02:59.238	110,47 km/h
2	655	TYKAL Petr	F-Easter MTX 1-03					
		Lauf 1: 00:01.984	00:01.461	01:09.905	142,65 km/h	01:55.153	03:08.503	105,04 km/h
		Lauf 2: 00:01.888	00:01.390	01:05.600	147,47 km/h	01:51.809	03:00.687	109,58 km/h

Sektorzeiten & Speeds - Rennen - Category 1.1 FIA Hist. EHCC

Rg.	Nr.		Sektor 1 (20m)	Sektor 2 (20-45m)	Sektor 3	Speed (P22)	Sektor 4	Laufzeit	Speed (Lauf)
3	654	PRATLONG Michel		FP1 Formule Ford					
		Lauf 1:	00:02.216	00:01.753	01:17.864	120,92 km/h	02:06.819	03:28.652	94,90 km/h
		Lauf 2:	00:02.175	00:01.656	01:17.361	127,80 km/h	02:05.941	03:27.133	95,59 km/h