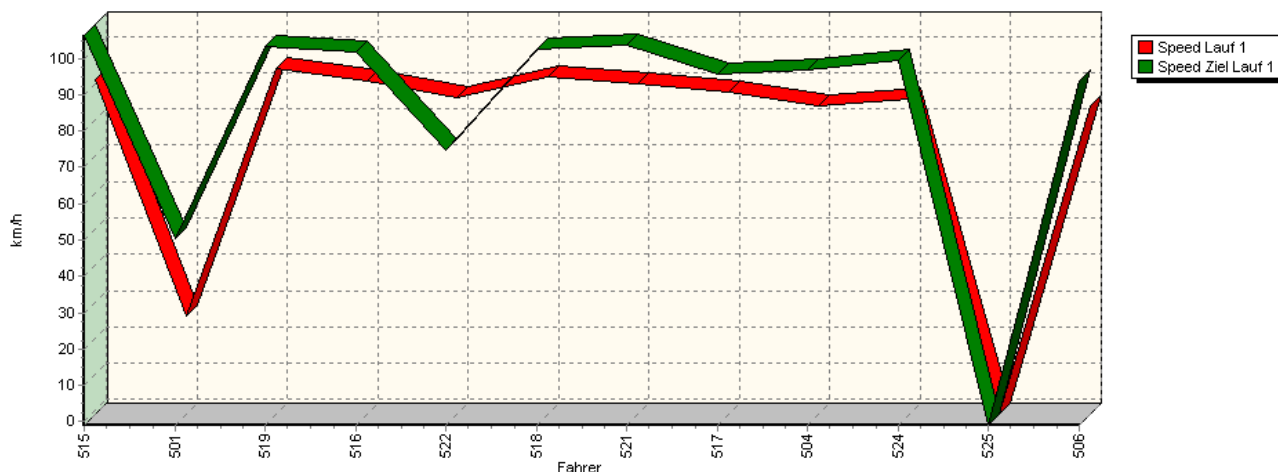
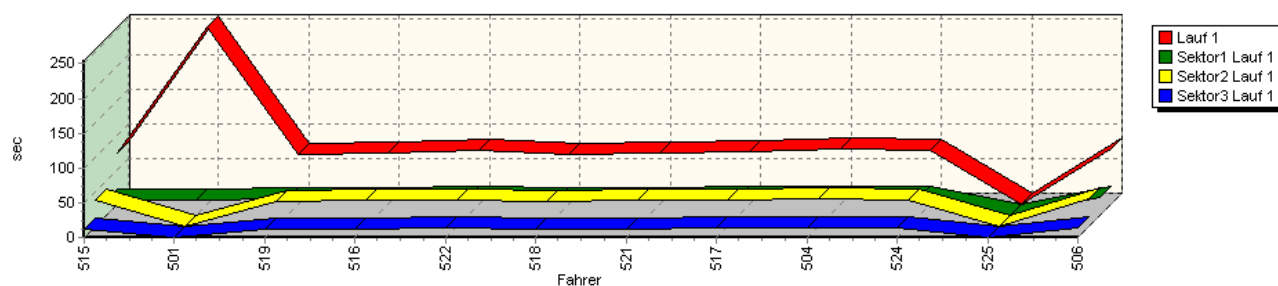


Sektorzeiten & Speeds - NSU Bergpokal bis 1300 ccm - Klasse 40

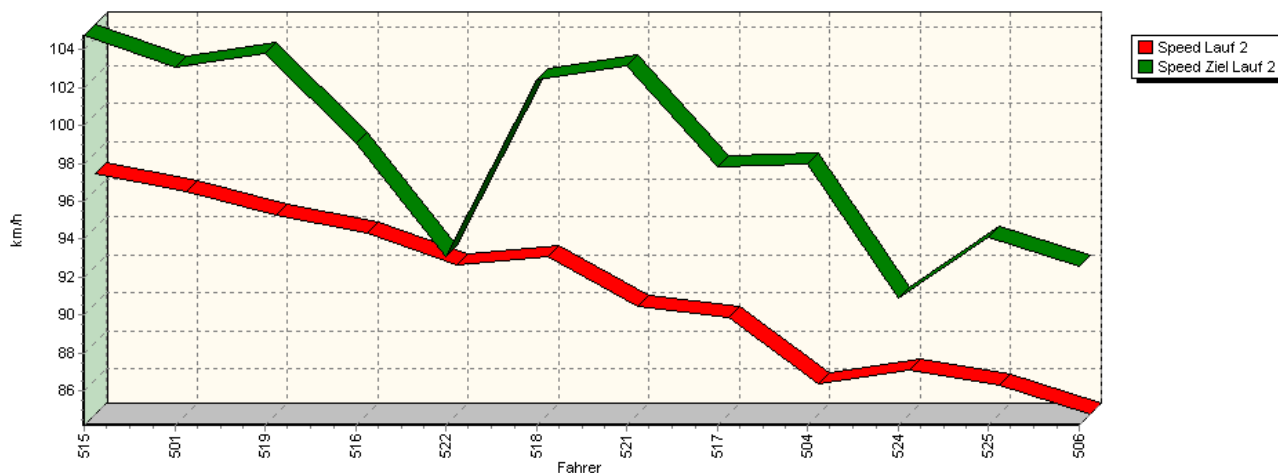
Speed-Diagramm Lauf 1



Sektor-Diagramm (Rest) Lauf 1

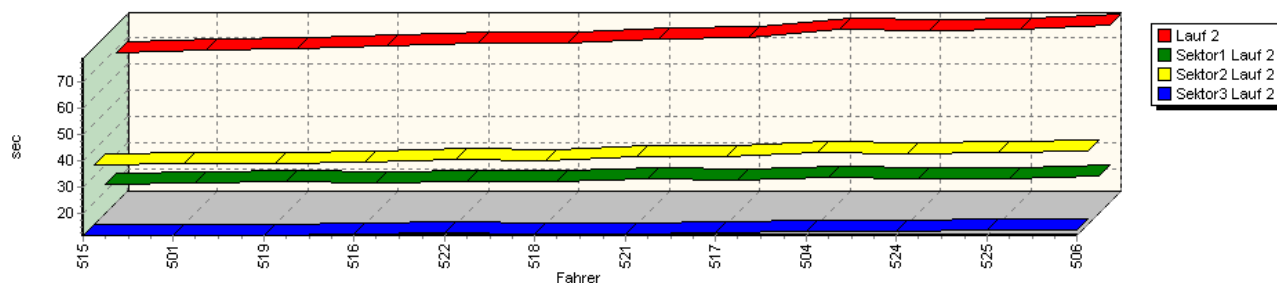


Speed-Diagramm Lauf 2

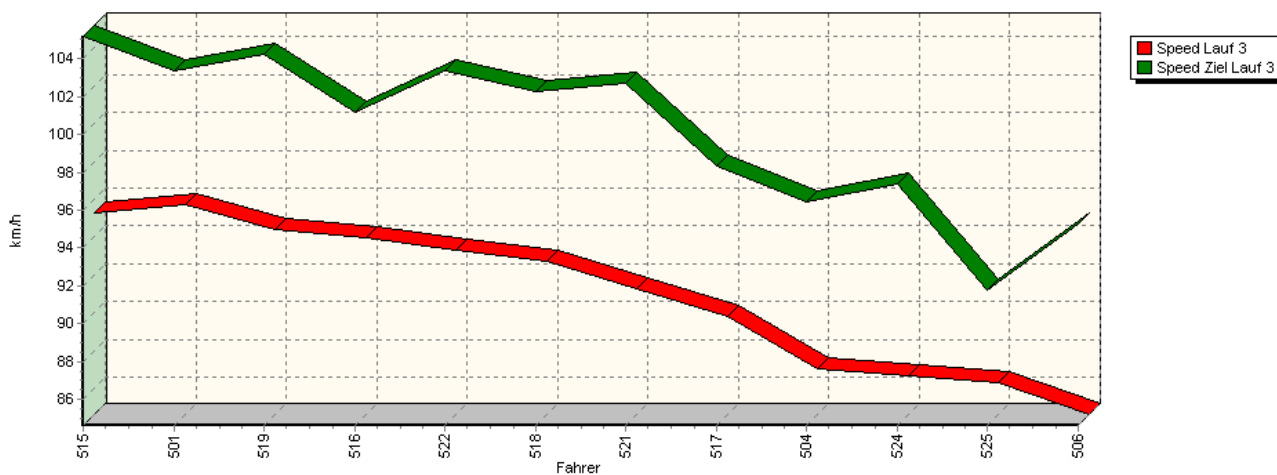


Sektorzeiten & Speeds - NSU Bergpokal bis 1300 ccm - Klasse 40

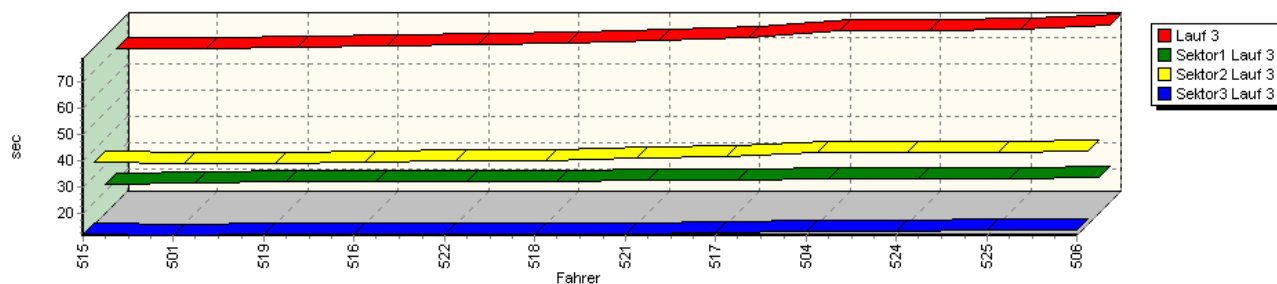
Sektor-Diagramm (Rest) Lauf 2



Speed-Diagramm Lauf 3



Sektor-Diagramm (Rest) Lauf 3



Rg.	Nr.	Sektor 1	Sektor 2	Sektor 3	Speed Ziel	Laufzeit	Speed (Lauf)	
1	515	SCHINDLER Uwe		NSU KWR				
		Lauf 1:	00:22.376	00:37.763	00:12.906	106,28 km/h	01:13.045	91,18 km/h
		Lauf 2:	00:22.715	00:34.413	00:11.632	104,75 km/h	01:08.760	96,86 km/h
		Lauf 3:	00:22.843	00:35.104	00:11.963	105,19 km/h	01:09.910	95,26 km/h



European Hill Race

Bergrennen Eschdorf

3. - 5. Mai 2013

Luxemburger und Belgische Bergmeisterschaft 2013

Deutsche Bergmeisterschaft 2013



Sektorzeiten & Speeds - NSU Bergpokal bis 1300 ccm - Klasse 40

Rg.	Nr.	Sektor 1	Sektor 2	Sektor 3	Speed Ziel	Laufzeit	Speed (Lauf)
2	501	STEINERT Karsten	NSU Steinert 67				
		Lauf 1: 00:22.846	*	*	50,37 km/h	04:14.890	26,13 km/h
		Lauf 2: 00:23.096	00:34.700	00:11.614	103,10 km/h	01:09.410	95,95 km/h
		Lauf 3: 00:23.035	00:34.851	00:11.698	103,37 km/h	01:09.584	95,71 km/h
3	519	DAVIDOVIC Jörg	NSU TT				
		Lauf 1: 00:23.503	00:35.350	00:12.028	103,22 km/h	01:10.881	93,96 km/h
		Lauf 2: 00:23.719	00:34.794	00:11.849	103,78 km/h	01:10.362	94,65 km/h
		Lauf 3: 00:23.599	00:34.973	00:11.977	104,24 km/h	01:10.549	94,40 km/h
4	516	HÖBER Jörg	NSU TT				
		Lauf 1: 00:23.890	00:37.045	00:12.631	101,56 km/h	01:13.566	90,53 km/h
		Lauf 2: 00:23.217	00:35.574	00:12.256	99,06 km/h	01:11.047	93,74 km/h
		Lauf 3: 00:23.638	00:35.056	00:12.207	101,17 km/h	01:10.901	93,93 km/h
5	522	KRYSTOFIAK Thomas	NSU KWR				
		Lauf 1: 00:25.721	00:38.393	00:13.151	74,57 km/h	01:17.265	86,20 km/h
		Lauf 2: 00:23.649	00:36.172	00:12.499	93,07 km/h	01:12.320	92,09 km/h
		Lauf 3: 00:23.707	00:35.585	00:12.072	103,33 km/h	01:11.364	93,32 km/h
6	518	HÖLLERICH Nicola	NSU TT				
		Lauf 1: 00:23.866	00:36.368	00:12.223	102,41 km/h	01:12.457	91,92 km/h
		Lauf 2: 00:23.939	00:35.957	00:12.125	102,45 km/h	01:12.021	92,47 km/h
		Lauf 3: 00:23.910	00:35.866	00:12.063	102,26 km/h	01:11.839	92,71 km/h
7	521	VOIGT Walter	NSU Spiess				
		Lauf 1: 00:24.450	00:37.420	00:12.142	103,66 km/h	01:14.012	89,99 km/h
		Lauf 2: 00:24.720	00:37.253	00:12.119	103,12 km/h	01:14.092	89,89 km/h
		Lauf 3: 00:24.114	00:36.679	00:12.176	102,71 km/h	01:12.969	91,27 km/h
8	517	VOGEL Michael	NSU TT-Davidovic				
		Lauf 1: 00:24.950	00:38.190	00:12.969	95,74 km/h	01:16.109	87,51 km/h
		Lauf 2: 00:24.217	00:37.583	00:12.790	97,82 km/h	01:14.590	89,29 km/h
		Lauf 3: 00:24.179	00:37.174	00:12.799	98,31 km/h	01:14.152	89,82 km/h
9	504	SZOTT Roman	NSU TT				
		Lauf 1: 00:25.397	00:40.580	00:13.466	96,95 km/h	01:19.443	83,83 km/h
		Lauf 2: 00:25.480	00:39.174	00:12.970	98,00 km/h	01:17.624	85,80 km/h
		Lauf 3: 00:24.591	00:38.913	00:13.008	96,47 km/h	01:16.512	87,05 km/h
10	524	SCHWALBE Wolfgang	NSU TT				
		Lauf 1: 00:25.321	00:38.797	00:13.490	99,56 km/h	01:17.608	85,82 km/h
		Lauf 2: 00:24.945	00:38.707	00:13.359	90,87 km/h	01:17.011	86,48 km/h
		Lauf 3: 00:24.758	00:38.712	00:13.369	97,39 km/h	01:16.839	86,67 km/h
11	525	MARX Wolfgang	NSU Prinz 1000				
		Lauf 1: *	*	*	* km/h	*	* km/h
		Lauf 2: 00:24.692	00:39.298	00:13.737	94,08 km/h	01:17.727	85,69 km/h
		Lauf 3: 00:24.869	00:38.721	00:13.598	91,74 km/h	01:17.188	86,28 km/h
12	506	SCHABACKER Pit	NSU TT-Davidovic				
		Lauf 1: 00:25.713	00:39.903	00:13.657	93,62 km/h	01:19.273	84,01 km/h
		Lauf 2: 00:25.727	00:39.591	00:13.796	92,58 km/h	01:19.114	84,18 km/h
		Lauf 3: 00:25.239	00:39.562	00:13.906	95,27 km/h	01:18.707	84,62 km/h