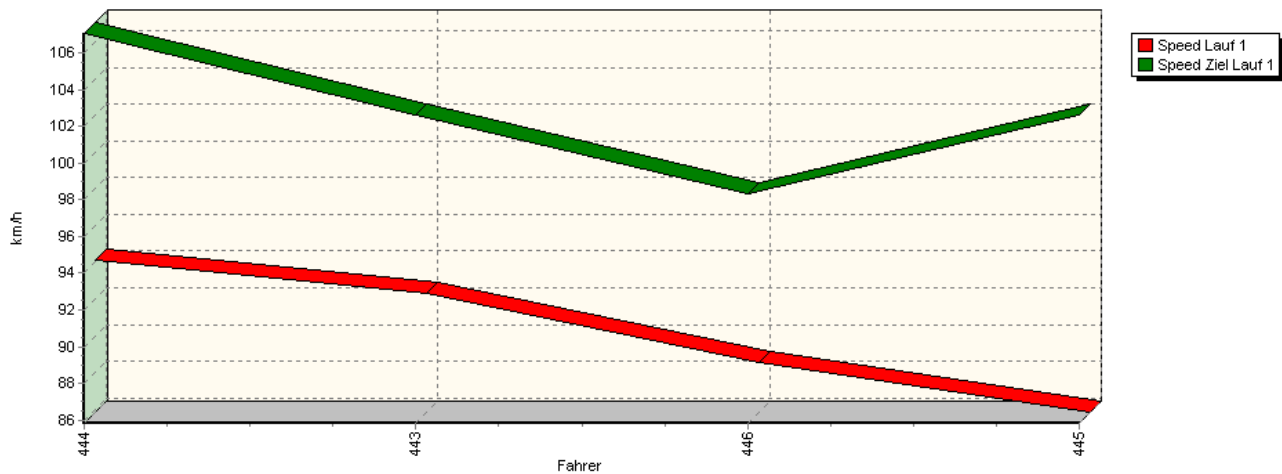


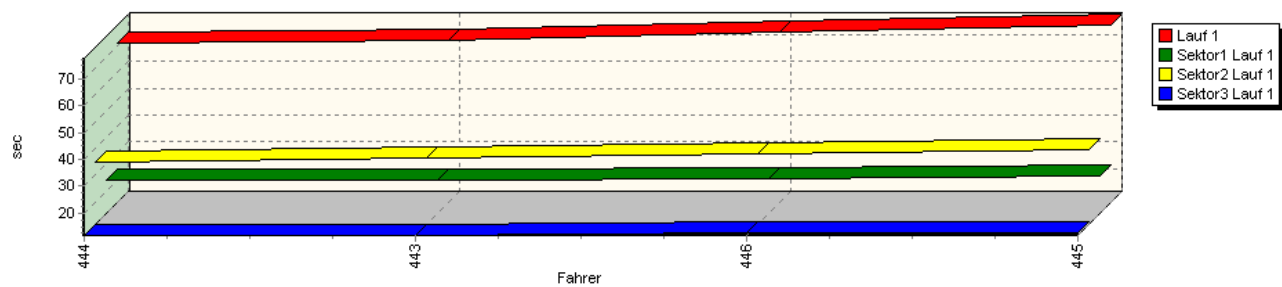
Sektorzeiten & Speeds - Gr. H 1150 + 1300 ccm

Gruppe H (DMSB) bis 1150 ccm - Klasse 41

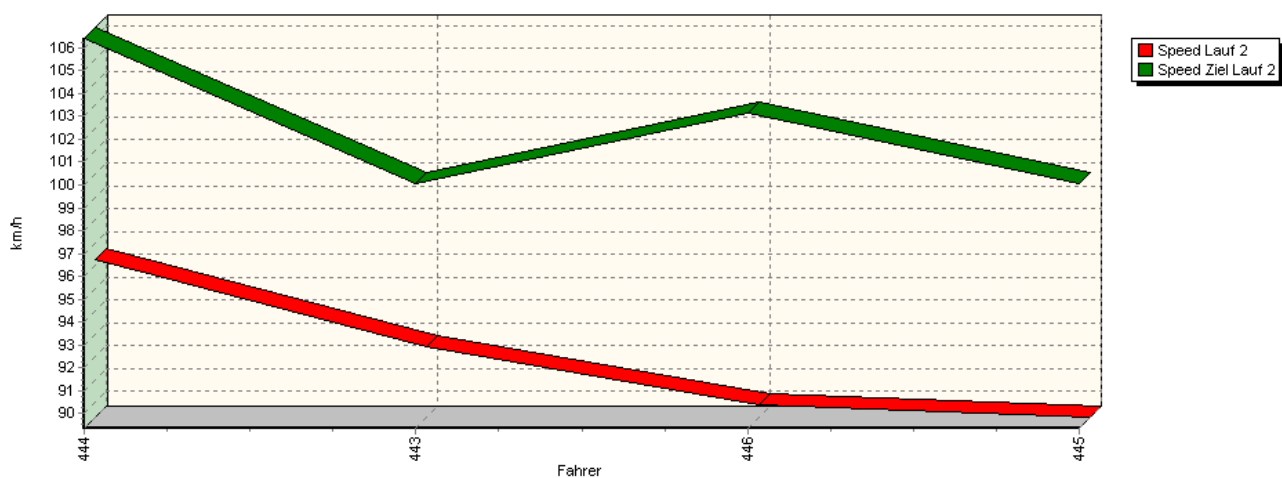
Speed-Diagramm Lauf 1



Sektor-Diagramm (Rest) Lauf 1

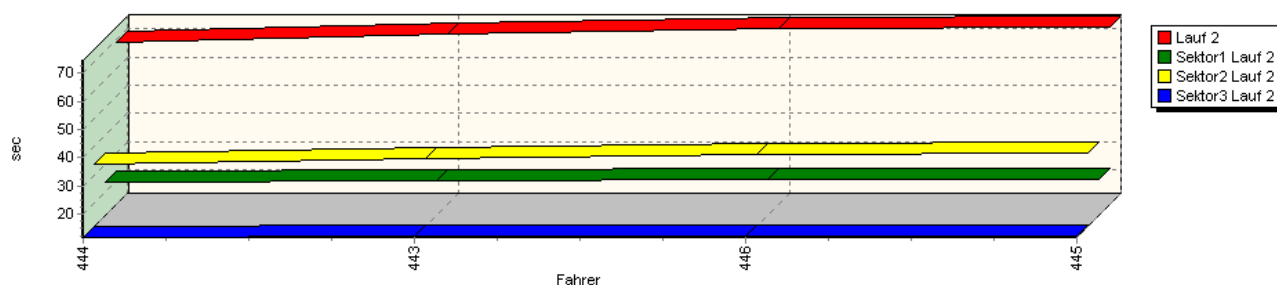


Speed-Diagramm Lauf 2

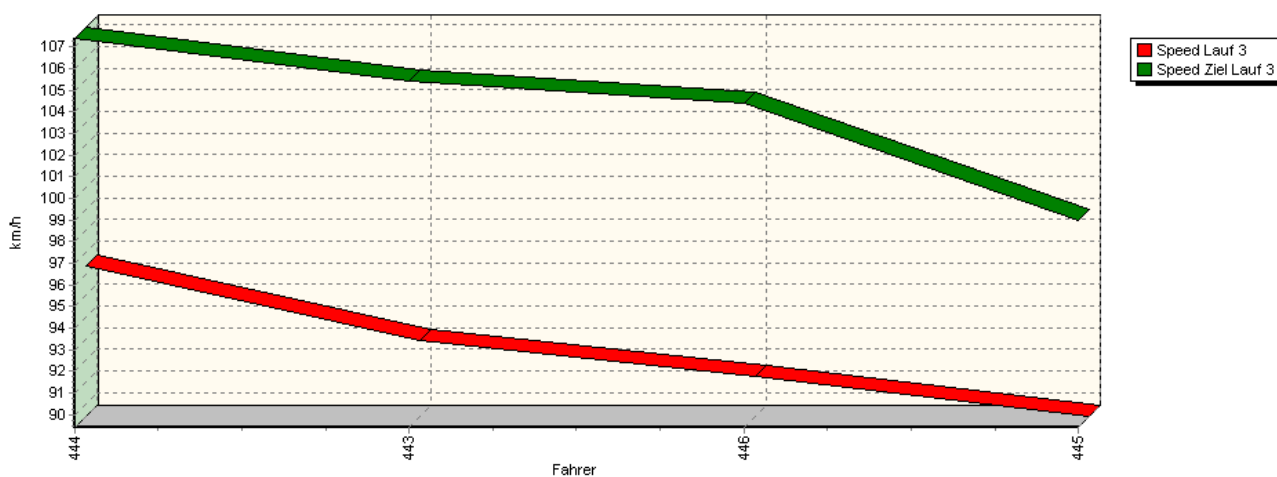


Sektorzeiten & Speeds - Gr. H 1150 + 1300 ccm

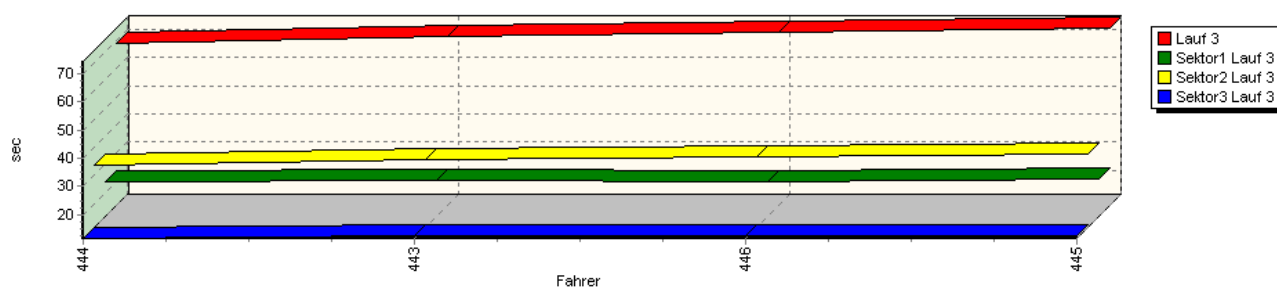
Sektor-Diagramm (Rest) Lauf 2



Speed-Diagramm Lauf 3



Sektor-Diagramm (Rest) Lauf 3



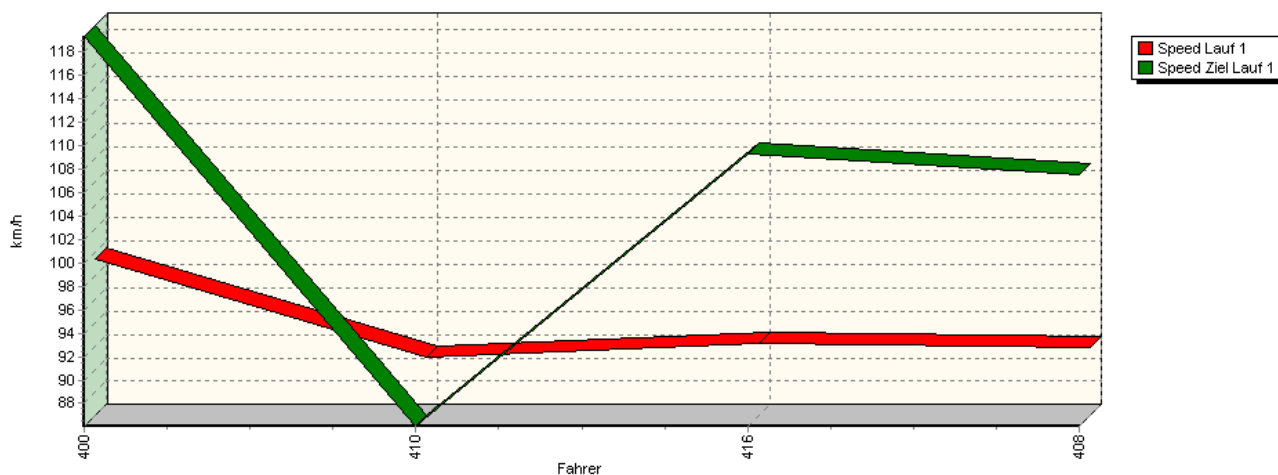
Rg.	Nr.	Sektor 1	Sektor 2	Sektor 3	Speed Ziel	Laufzeit	Speed (Lauf)	
1	444	HEßBERGER Jürgen		Fiat 127 Sport Martini Rac.				
		Lauf 1:	00:24.205	00:34.861	00:11.712	107,06 km/h	01:10.778	94,10 km/h
		Lauf 2:	00:23.488	00:33.991	00:11.728	106,42 km/h	01:09.207	96,23 km/h
		Lauf 3:	00:23.874	00:33.826	00:11.413	107,40 km/h	01:09.113	96,36 km/h

Sektorzeiten & Speeds - Gr. H 1150 + 1300 ccm

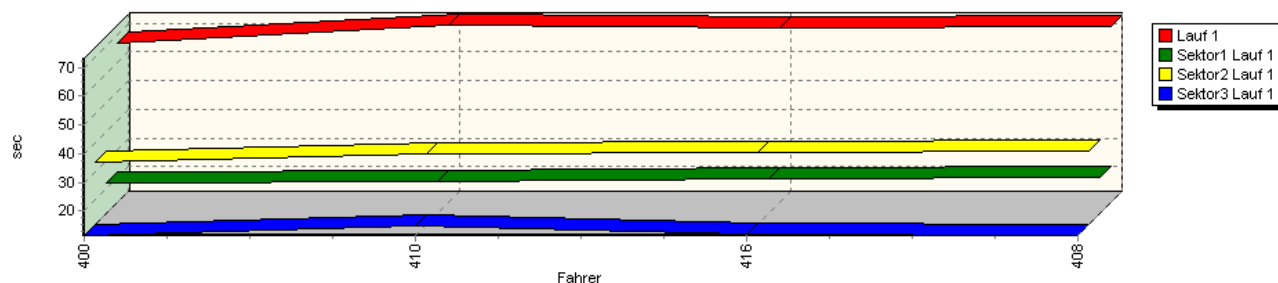
Rg.	Nr.	Sektor 1	Sektor 2	Sektor 3	Speed Ziel	Laufzeit	Speed (Lauf)
2	443	RICHTER Peter	VW Capricorn Polo				
		Lauf 1: 00:23.917	00:36.368	00:11.890	102,59 km/h	01:12.175	92,28 km/h
		Lauf 2: 00:24.161	00:35.672	00:12.247	100,04 km/h	01:12.080	92,40 km/h
		Lauf 3: 00:23.988	00:35.488	00:12.207	105,42 km/h	01:11.683	92,91 km/h
3	446	ANGELBERGER Volker	Audi 50 8V				
		Lauf 1: 00:24.406	00:37.860	00:12.941	98,35 km/h	01:15.207	88,55 km/h
		Lauf 2: 00:24.681	00:37.016	00:12.405	103,17 km/h	01:14.102	89,88 km/h
		Lauf 3: 00:23.962	00:36.418	00:12.606	104,37 km/h	01:12.986	91,25 km/h
4	445	RAUCH Rolf	Fiat 128 Coupé				
		Lauf 1: 00:25.476	00:39.492	00:12.623	102,59 km/h	01:17.591	85,83 km/h
		Lauf 2: 00:24.663	00:37.579	00:12.303	100,07 km/h	01:14.545	89,34 km/h
		Lauf 3: 00:24.681	00:37.536	00:12.268	98,98 km/h	01:14.485	89,41 km/h

Gruppe H (DMSB) bis 1300 ccm - Klasse 42

Speed-Diagramm Lauf 1

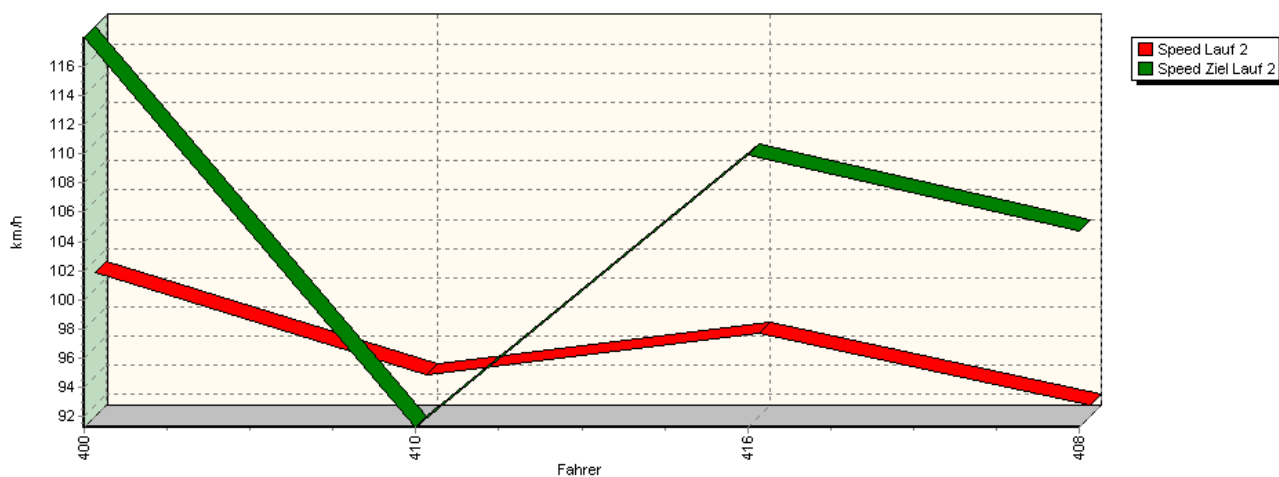


Sektor-Diagramm (Rest) Lauf 1

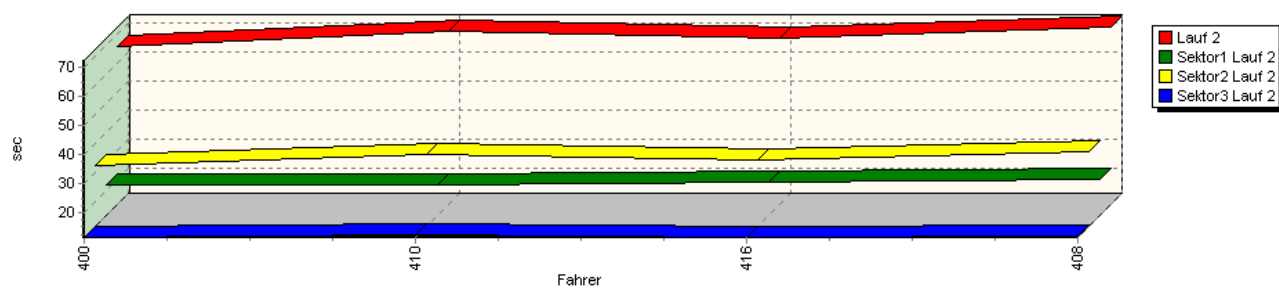


Sektorzeiten & Speeds - Gr. H 1150 + 1300 ccm

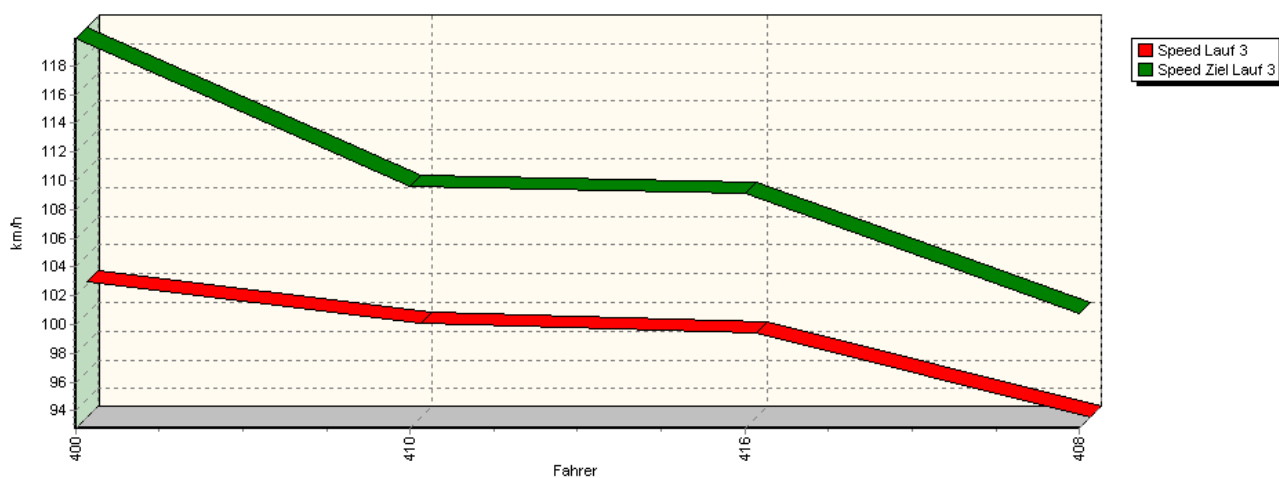
Speed-Diagramm Lauf 2



Sektor-Diagramm (Rest) Lauf 2

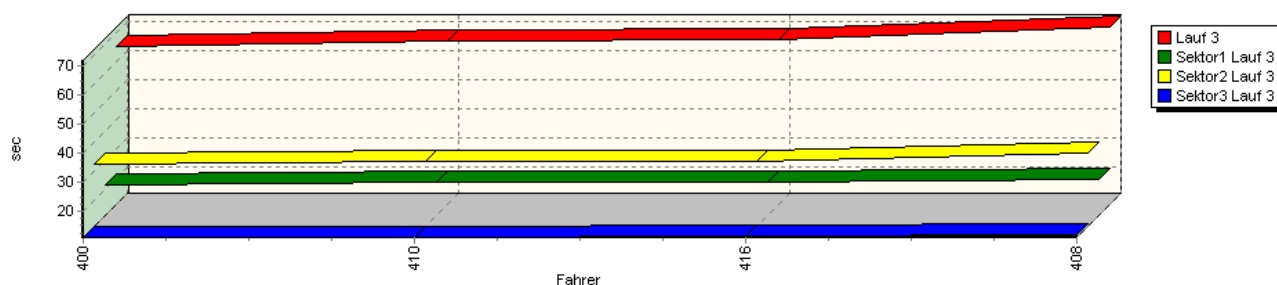


Speed-Diagramm Lauf 3



Sektorzeiten & Speeds - Gr. H 1150 + 1300 ccm

Sektor-Diagramm (Rest) Lauf 3



Rg.	Nr.	Sektor 1	Sektor 2	Sektor 3	Speed Ziel	Laufzeit	Speed (Lauf)
1	400	KONRAD Manfred	VW Corrado				
		Lauf 1: 00:22.151	00:33.378	00:11.461	119,33 km/h	01:06.990	99,42 km/h
		Lauf 2: 00:21.986	00:32.481	00:11.379	117,94 km/h	01:05.846	101,14 km/h
		Lauf 3: 00:21.591	00:32.430	00:11.148	119,90 km/h	01:05.169	102,20 km/h
2	410	GÖTZL Helmut	VW Polo				
		Lauf 1: 00:22.398	00:35.896	00:14.846	86,05 km/h	01:13.140	91,06 km/h
		Lauf 2: 00:22.087	00:36.322	00:12.358	91,29 km/h	01:10.767	94,11 km/h
		Lauf 3: 00:22.329	00:33.373	00:11.331	109,66 km/h	01:07.033	99,35 km/h
3	416	LOHMANN Frank	VW Polo 86C 8V				
		Lauf 1: 00:23.666	00:36.660	00:11.947	109,28 km/h	01:12.273	92,15 km/h
		Lauf 2: 00:22.827	00:34.291	00:11.555	109,88 km/h	01:08.673	96,98 km/h
		Lauf 3: 00:22.506	00:33.524	00:11.469	109,10 km/h	01:07.499	98,67 km/h
4	408	HÜLSMANN Markus	VW Golf I				
		Lauf 1: 00:23.830	00:37.091	00:11.627	107,50 km/h	01:12.548	91,80 km/h
		Lauf 2: 00:23.566	00:36.961	00:11.857	104,75 km/h	01:12.384	92,01 km/h
		Lauf 3: 00:23.553	00:36.221	00:12.003	100,77 km/h	01:11.777	92,79 km/h