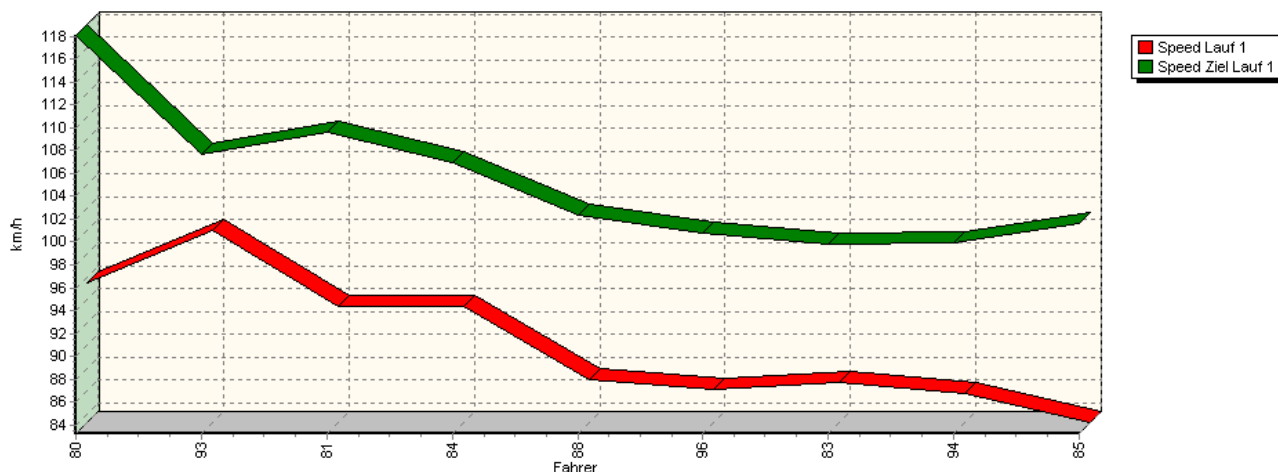
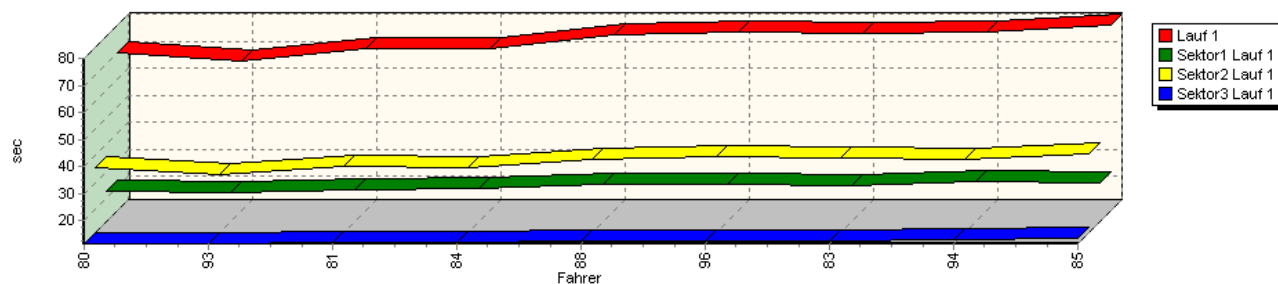


Sektorzeiten & Speeds - Groupe A+F(DMSB)+CTC/CGT(à partir 1994, DMSB)

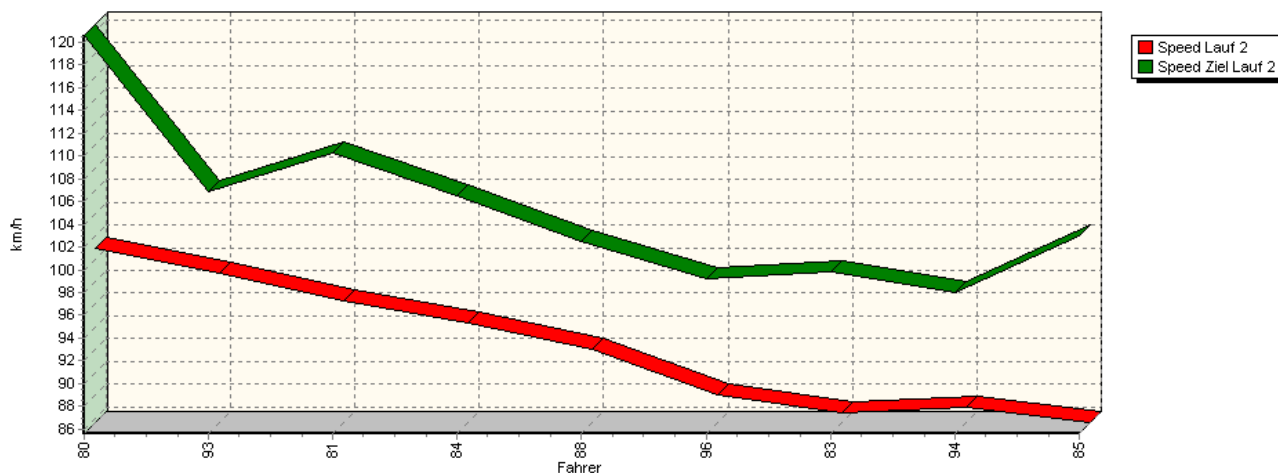
Speed-Diagramm Lauf 1



Sektor-Diagramm (Rest) Lauf 1

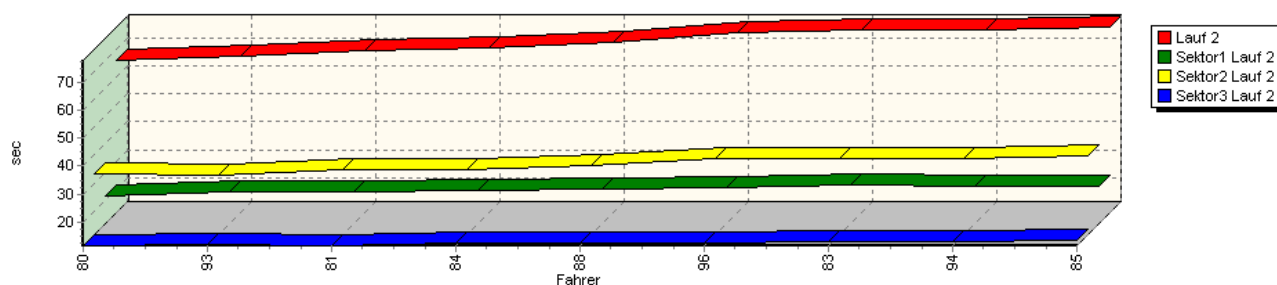


Speed-Diagramm Lauf 2

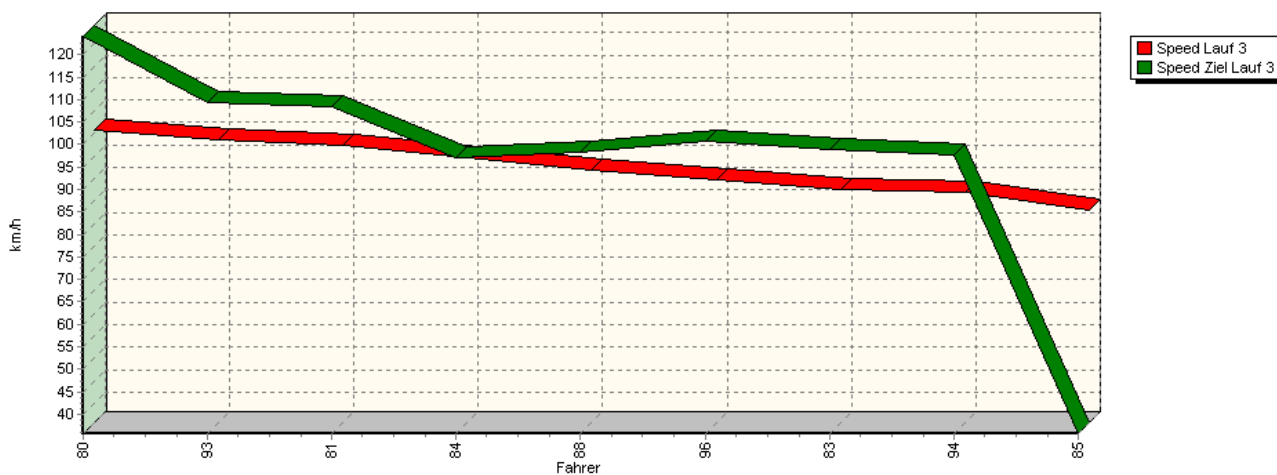


Sektorzeiten & Speeds - Groupe A+F(DMSB)+CTC/CGT(à partir 1994, DMSB)

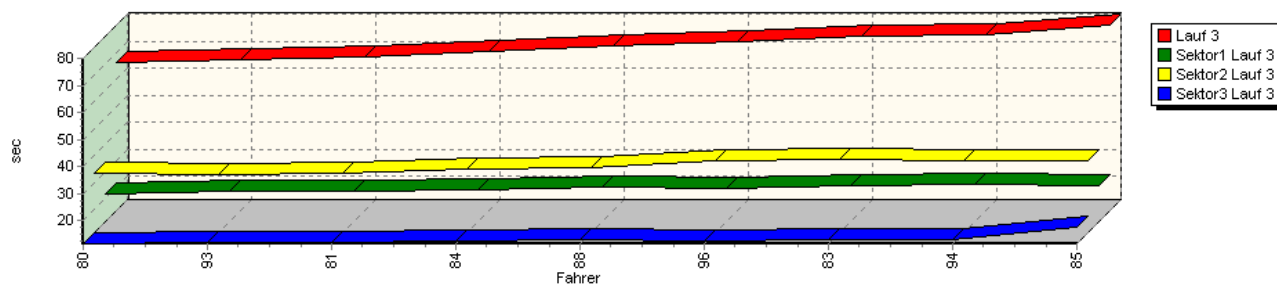
Sektor-Diagramm (Rest) Lauf 2



Speed-Diagramm Lauf 3



Sektor-Diagramm (Rest) Lauf 3



| Rg. | Nr. | Sektor 1 | Sektor 2 | Sektor 3 | Speed Ziel | Laufzeit | Speed (Lauf) | |
|-----|-----|-----------------------|-----------|------------------------|------------|-------------|--------------|-------------|
| 1 | 80 | NICOLAS Gérard | | Ford Focus WRC 2009-10 | | | | |
| | | Lauf 1: | 00:22.887 | 00:35.395 | 00:11.519 | 118,10 km/h | 01:09.801 | 95,41 km/h |
| | | Lauf 2: | 00:21.139 | 00:33.428 | 00:11.457 | 120,58 km/h | 01:06.024 | 100,87 km/h |
| | | Lauf 3: | 00:21.478 | 00:33.313 | 00:11.406 | 124,05 km/h | 01:06.197 | 100,61 km/h |



European Hill Race

Bergrennen Eschdorf

3. - 5. Mai 2013

Luxemburger und Belgische Bergmeisterschaft 2013

Deutsche Bergmeisterschaft 2013



Sektorzeiten & Speeds - Groupe A+F(DMSB)+CTC/CGT(à partir 1994, DMSB)

| Rg. | Nr. | Sektor 1 | Sektor 2 | Sektor 3 | Speed Ziel | Laufzeit | Speed (Lauf) | |
|-----|-----|-------------------------|----------------------|-----------|------------|-------------|--------------|-------------|
| 2 | 93 | ORTH Ralf | BMW 320is | | | | | |
| | | Lauf 1: | 00:22.248 | 00:32.742 | 00:11.604 | 107,68 km/h | 01:06.594 | 100,01 km/h |
| | | Lauf 2: | 00:22.736 | 00:32.890 | 00:11.863 | 106,82 km/h | 01:07.489 | 98,68 km/h |
| | | Lauf 3: | 00:22.568 | 00:33.207 | 00:11.704 | 109,25 km/h | 01:07.479 | 98,70 km/h |
| 3 | 81 | STARCK Corentin | Renault Clio III Cup | | | | | |
| | | Lauf 1: | 00:23.350 | 00:35.850 | 00:12.058 | 109,58 km/h | 01:11.258 | 93,46 km/h |
| | | Lauf 2: | 00:22.854 | 00:34.626 | 00:11.650 | 110,32 km/h | 01:09.130 | 96,34 km/h |
| | | Lauf 3: | 00:22.926 | 00:33.669 | 00:11.871 | 108,36 km/h | 01:08.466 | 97,27 km/h |
| 4 | 84 | GOLDBACH Markus | Renault Clio | | | | | |
| | | Lauf 1: | 00:23.744 | 00:35.468 | 00:12.086 | 106,98 km/h | 01:11.298 | 93,41 km/h |
| | | Lauf 2: | 00:23.457 | 00:34.874 | 00:12.246 | 106,44 km/h | 01:10.577 | 94,37 km/h |
| | | Lauf 3: | 00:23.299 | 00:34.917 | 00:12.279 | 96,96 km/h | 01:10.495 | 94,47 km/h |
| 5 | 88 | JACOBY Gilles | Peugeot 206 XS | | | | | |
| | | Lauf 1: | 00:25.189 | 00:38.624 | 00:12.745 | 102,31 km/h | 01:16.558 | 86,99 km/h |
| | | Lauf 2: | 00:23.762 | 00:36.146 | 00:12.454 | 102,55 km/h | 01:12.362 | 92,04 km/h |
| | | Lauf 3: | 00:24.047 | 00:35.747 | 00:12.841 | 98,31 km/h | 01:12.635 | 91,69 km/h |
| 6 | 96 | ALTMANN Dieter | Peugeot 205 Rallye | | | | | |
| | | Lauf 1: | 00:25.089 | 00:39.774 | 00:12.499 | 100,76 km/h | 01:17.362 | 86,09 km/h |
| | | Lauf 2: | 00:24.459 | 00:38.558 | 00:12.609 | 99,19 km/h | 01:15.626 | 88,06 km/h |
| | | Lauf 3: | 00:23.942 | 00:37.962 | 00:12.339 | 100,67 km/h | 01:14.243 | 89,71 km/h |
| 7 | 83 | BECKER Sandra | Alfa Romeo 147 | | | | | |
| | | Lauf 1: | 00:25.063 | 00:38.939 | 00:12.785 | 99,84 km/h | 01:16.787 | 86,73 km/h |
| | | Lauf 2: | 00:25.516 | 00:38.625 | 00:12.892 | 99,82 km/h | 01:17.033 | 86,46 km/h |
| | | Lauf 3: | 00:24.837 | 00:38.498 | 00:12.860 | 98,92 km/h | 01:16.195 | 87,41 km/h |
| 8 | 94 | BOCH Heinz-Peter | Honda Civic | | | | | |
| | | Lauf 1: | 00:26.243 | 00:38.431 | 00:12.984 | 99,90 km/h | 01:17.658 | 85,76 km/h |
| | | Lauf 2: | 00:25.056 | 00:38.450 | 00:13.127 | 97,98 km/h | 01:16.633 | 86,91 km/h |
| | | Lauf 3: | 00:25.349 | 00:38.169 | 00:12.998 | 97,71 km/h | 01:16.516 | 87,04 km/h |
| 9 | 85 | FELTUS Claude | Peugeot 306 S16 | | | | | |
| | | Lauf 1: | 00:25.985 | 00:40.536 | 00:13.499 | 101,61 km/h | 01:20.020 | 83,23 km/h |
| | | Lauf 2: | 00:25.046 | 00:39.430 | 00:13.309 | 102,97 km/h | 01:17.785 | 85,62 km/h |
| | | Lauf 3: | 00:24.701 | 00:38.125 | 00:17.418 | 35,70 km/h | 01:20.244 | 83,00 km/h |