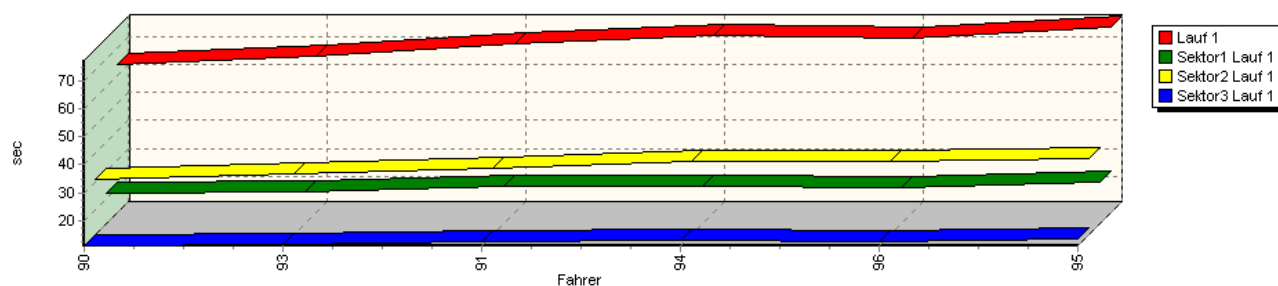


## Sektorzeiten & Speeds - Groupe N+F(DMSB)+CTC/CGT(à partir 1994, DMSB)

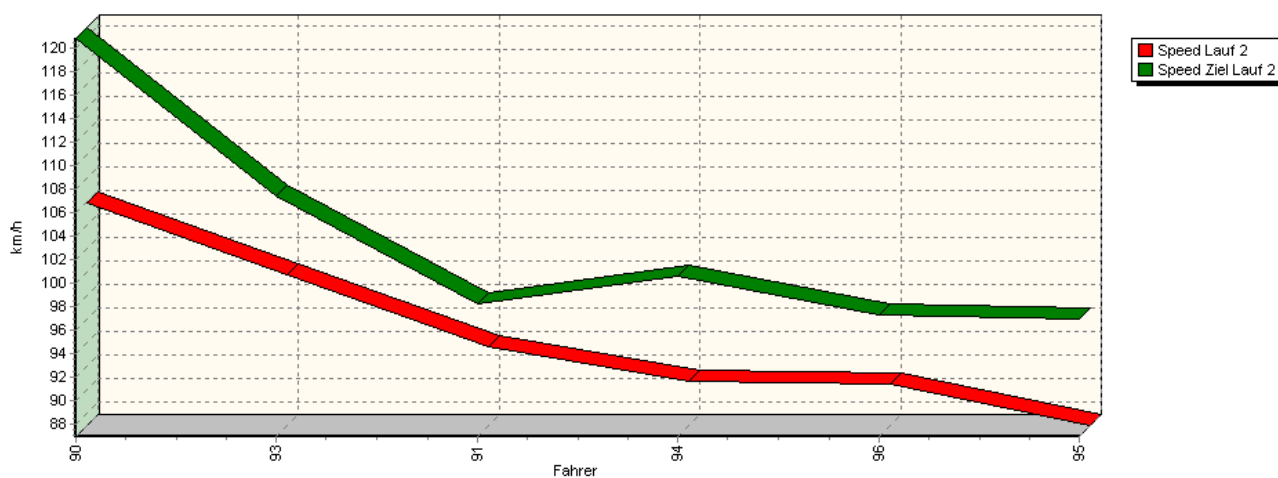
Speed-Diagramm Lauf 1



Sektor-Diagramm (Rest) Lauf 1

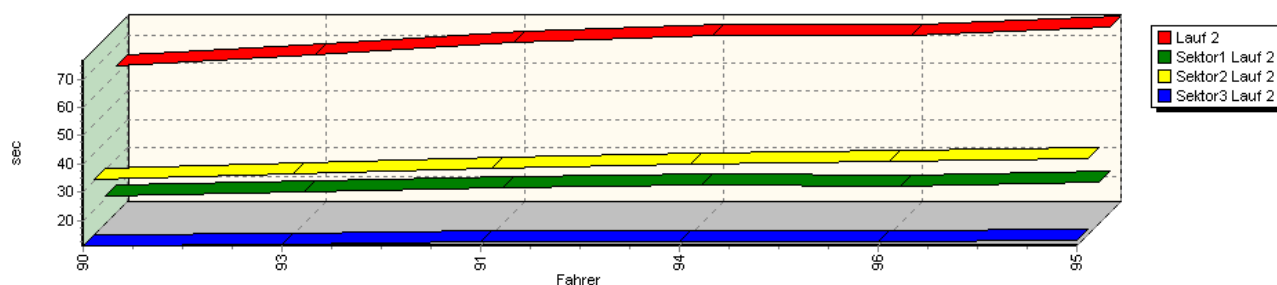


Speed-Diagramm Lauf 2

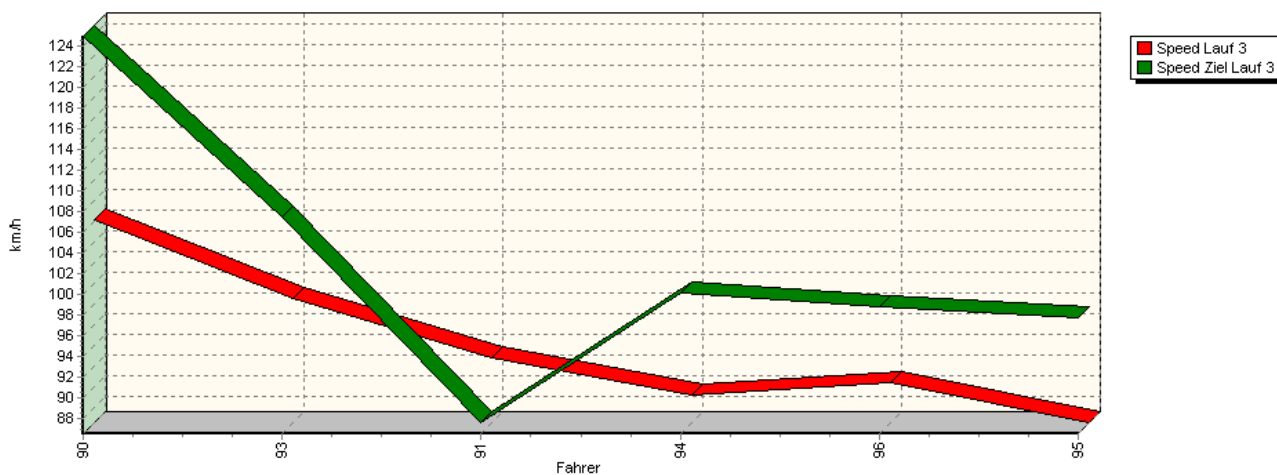


## Sektorzeiten & Speeds - Groupe N+F(DMSB)+CTC/CGT(à partir 1994, DMSB)

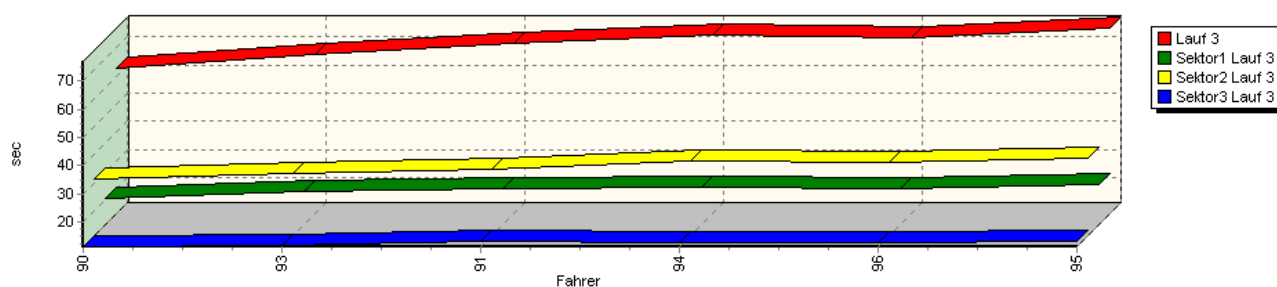
Sektor-Diagramm (Rest) Lauf 2



Speed-Diagramm Lauf 3



Sektor-Diagramm (Rest) Lauf 3



Rg.	Nr.	Sektor 1	Sektor 2	Sektor 3	Speed Ziel	Laufzeit	Speed (Lauf)	
1	90	<b>JETZT Werner</b>		Subaru Impreza				
		Lauf 1:	00:22.010	00:30.735	00:11.017	119,61 km/h	01:03.762	104,45 km/h
		Lauf 2:	00:20.958	00:30.809	00:11.125	120,80 km/h	01:02.892	105,90 km/h
		Lauf 3:	00:20.623	00:31.030	00:11.104	124,98 km/h	01:02.757	106,12 km/h



**European Hill Race**  
**Bergrennen Eschdorf**  
**3. - 5. Mai 2013**  
Luxemburger Bergmeisterschaft 2013  
Deutsche Bergmeisterschaft 2013



**Sektorzeiten & Speeds - Groupe N+F(DMSB)+CTC/CGT(à partir 1994, DMSB)**

Rg.	Nr.	Sektor 1	Sektor 2	Sektor 3	Speed Ziel	Laufzeit	Speed (Lauf)
2	93	<b>ORTH Ralf</b>	BMW 320is				
		Lauf 1: 00:22.540	00:32.659	00:11.669	108,78 km/h	01:06.868	99,60 km/h
		Lauf 2: 00:22.396	00:32.586	00:11.819	107,34 km/h	01:06.801	99,70 km/h
		Lauf 3: 00:22.794	00:33.180	00:11.657	107,49 km/h	01:07.631	98,48 km/h
3	91	<b>DONKELS Daniel</b>	Renault Clio 3 RS				
		Lauf 1: 00:24.385	00:34.589	00:12.291	98,22 km/h	01:11.265	93,45 km/h
		Lauf 2: 00:24.055	00:34.511	00:12.532	98,28 km/h	01:11.098	93,67 km/h
		Lauf 3: 00:24.106	00:34.612	00:13.061	87,52 km/h	01:11.779	92,78 km/h
4	94	<b>BOCH Heinz-Peter</b>	Honda Civic				
		Lauf 1: 00:24.612	00:37.122	00:12.819	98,71 km/h	01:14.553	89,33 km/h
		Lauf 2: 00:24.603	00:36.150	00:12.688	100,55 km/h	01:13.441	90,69 km/h
		Lauf 3: 00:24.599	00:37.490	00:12.623	100,18 km/h	01:14.712	89,14 km/h
5	96	<b>ALTMANN Dieter</b>	Peugeot 205 Rallye				
		Lauf 1: 00:24.062	00:37.247	00:12.334	100,73 km/h	01:13.643	90,44 km/h
		Lauf 2: 00:24.326	00:36.884	00:12.444	97,28 km/h	01:13.654	90,42 km/h
		Lauf 3: 00:23.968	00:37.304	00:12.445	98,79 km/h	01:13.717	90,35 km/h
6	95	<b>D'ACRI Luigi</b>	Peugeot 106 Rallye				
		Lauf 1: 00:25.788	00:38.267	00:13.324	96,57 km/h	01:17.379	86,07 km/h
		Lauf 2: 00:25.695	00:37.763	00:13.146	96,90 km/h	01:16.604	86,94 km/h
		Lauf 3: 00:25.306	00:38.609	00:13.082	97,69 km/h	01:16.997	86,50 km/h