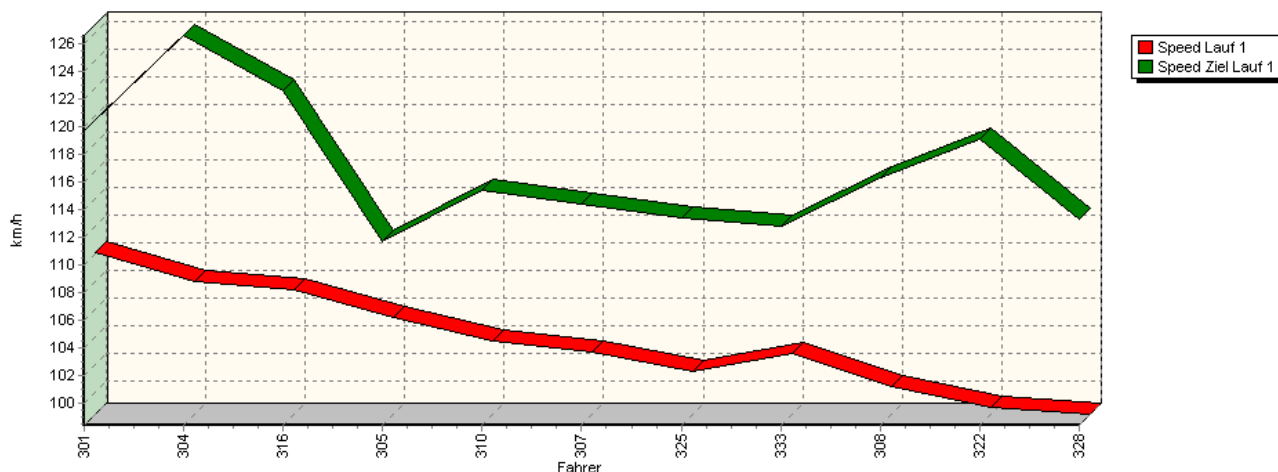
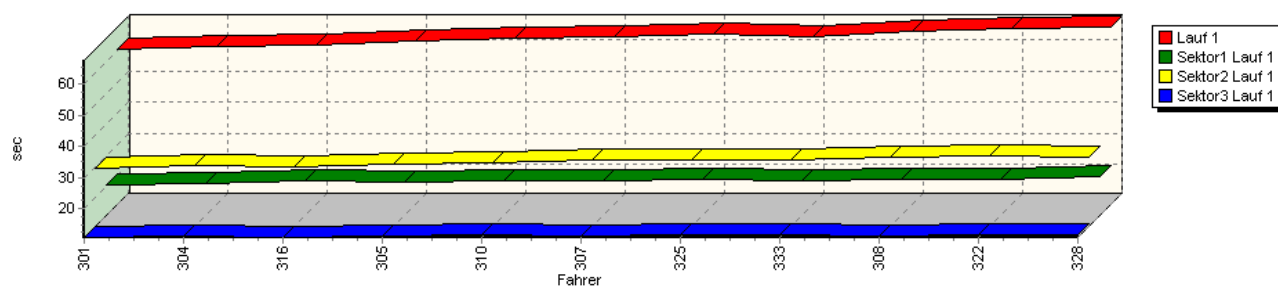


Sektorzeiten & Speeds - Gruppe H (DMSB) bis 2000 ccm - Klasse 44

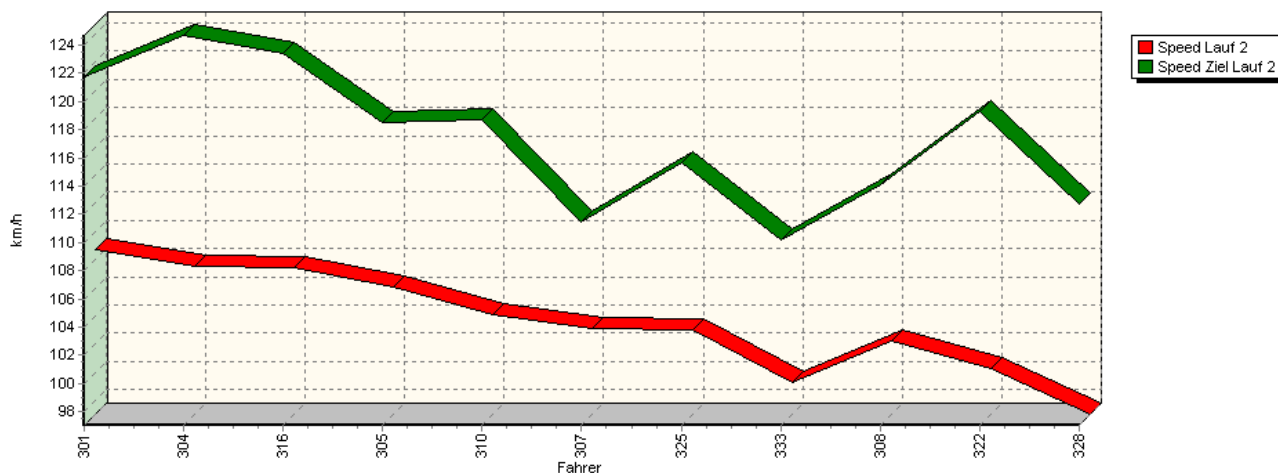
Speed-Diagramm Lauf 1



Sektor-Diagramm (Rest) Lauf 1

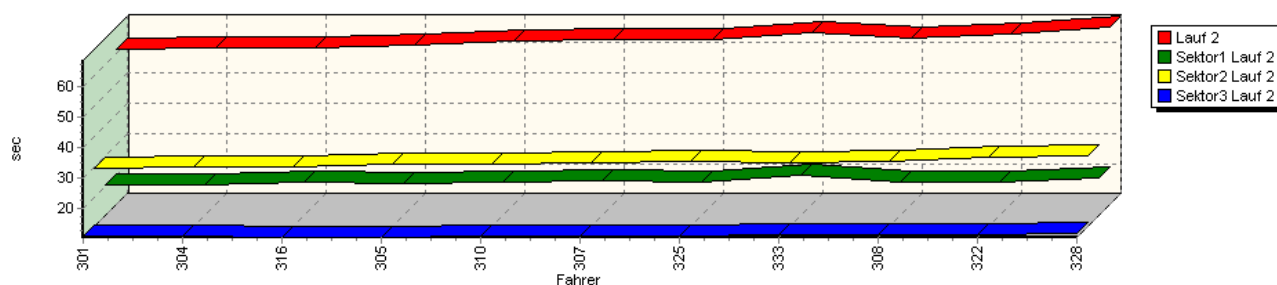


Speed-Diagramm Lauf 2

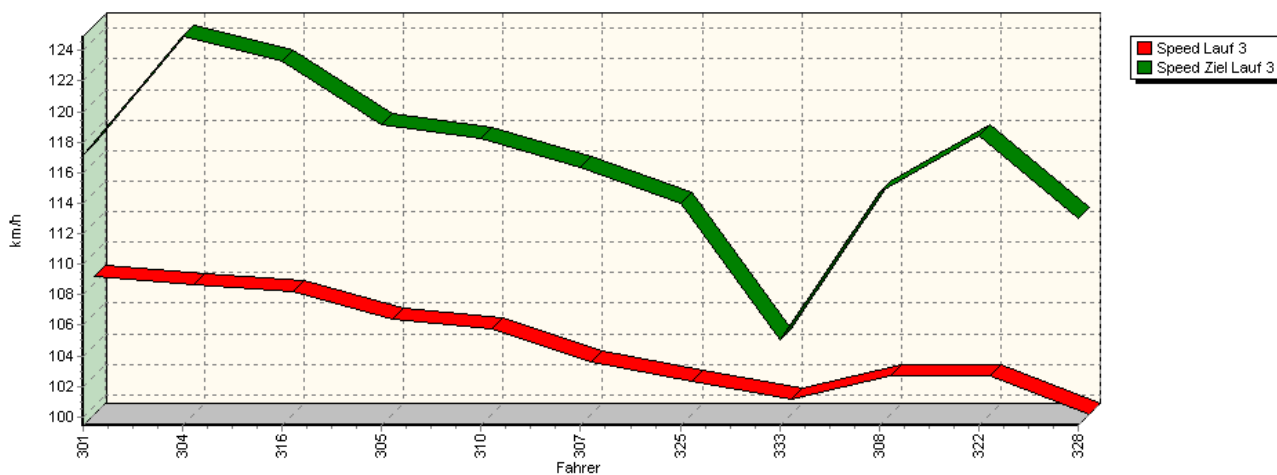


Sektorzeiten & Speeds - Gruppe H (DMSB) bis 2000 ccm - Klasse 44

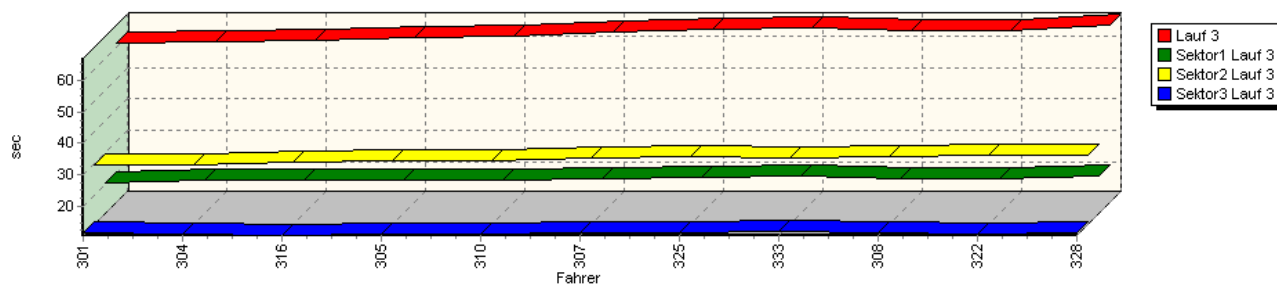
Sektor-Diagramm (Rest) Lauf 2



Speed-Diagramm Lauf 3



Sektor-Diagramm (Rest) Lauf 3



Rg.	Nr.	Sektor 1	Sektor 2	Sektor 3	Speed Ziel	Laufzeit	Speed (Lauf)	
1	301	SONDERBAUER Roman	Opel Ziegler Kadett C 16V					
		Lauf 1:	00:20.609	00:29.291	00:10.619	119,65 km/h	01:00.519	110,05 km/h
		Lauf 2:	00:20.514	00:29.686	00:11.050	121,71 km/h	01:01.250	108,73 km/h
		Lauf 3:	00:20.438	00:29.647	00:11.331	117,15 km/h	01:01.416	108,44 km/h



European Hill Race
Bergrennen Eschdorf
3. - 5. Mai 2013
Luxemburger Bergmeisterschaft 2013
Deutsche Bergmeisterschaft 2013



Sektorzeiten & Speeds - Gruppe H (DMSB) bis 2000 ccm - Klasse 44

Rg.	Nr.	Sektor 1	Sektor 2	Sektor 3	Speed Ziel	Laufzeit	Speed (Lauf)
2	304	ROTTENBERGER Dieter BMW 318i E36 STW					
		Lauf 1: 00:20.798	00:30.039	00:10.839	126,59 km/h	01:01.676	107,98 km/h
		Lauf 2: 00:20.757	00:30.171	00:11.018	124,67 km/h	01:01.946	107,51 km/h
		Lauf 3: 00:20.978	00:29.761	00:10.970	124,93 km/h	01:01.709	107,93 km/h
3	316	WIEBE André Renault Williams Wiebe Laguna					
		Lauf 1: 00:21.555	00:29.882	00:10.606	122,55 km/h	01:02.043	107,35 km/h
		Lauf 2: 00:21.345	00:29.938	00:10.688	123,40 km/h	01:01.971	107,47 km/h
		Lauf 3: 00:21.056	00:30.313	00:10.619	123,32 km/h	01:01.988	107,44 km/h
4	305	FLIK Thomas Renault Clio 16S Williams					
		Lauf 1: 00:21.210	00:30.893	00:11.085	111,65 km/h	01:03.188	105,40 km/h
		Lauf 2: 00:21.097	00:30.849	00:10.866	118,50 km/h	01:02.812	106,03 km/h
		Lauf 3: 00:21.085	00:31.027	00:10.921	119,12 km/h	01:03.033	105,66 km/h
5	310	WEBER Jens Opel Kadett C 16V					
		Lauf 1: 00:21.759	00:31.225	00:11.281	115,39 km/h	01:04.265	103,63 km/h
		Lauf 2: 00:21.588	00:31.275	00:11.096	118,65 km/h	01:03.959	104,13 km/h
		Lauf 3: 00:21.185	00:31.000	00:11.231	118,25 km/h	01:03.416	105,02 km/h
6	307	DÜMLER Christian VW Golf II					
		Lauf 1: 00:21.719	00:31.861	00:11.142	114,38 km/h	01:04.722	102,90 km/h
		Lauf 2: 00:21.851	00:31.393	00:11.353	111,46 km/h	01:04.597	103,10 km/h
		Lauf 3: 00:21.647	00:31.668	00:11.393	116,38 km/h	01:04.708	102,92 km/h
7	325	KONSTANZER Alex Opel Kadett C Coupé 8V					
		Lauf 1: 00:22.090	00:32.245	00:11.327	113,40 km/h	01:05.662	101,43 km/h
		Lauf 2: 00:21.495	00:31.955	00:11.183	115,65 km/h	01:04.633	103,04 km/h
		Lauf 3: 00:21.884	00:32.302	00:11.377	113,98 km/h	01:05.563	101,58 km/h
8	333	HATEZIC Johann Opel Ascona B 8V					
		Lauf 1: 00:21.686	00:31.809	00:11.305	112,81 km/h	01:04.800	102,78 km/h
		Lauf 2: 00:24.034	00:31.470	00:11.538	110,19 km/h	01:07.042	99,34 km/h
		Lauf 3: 00:22.509	00:31.962	00:11.838	105,06 km/h	01:06.309	100,44 km/h
9	308	LANG Bernhard Ford Escort RS2000 Spezial					
		Lauf 1: 00:22.287	00:32.837	00:11.240	116,31 km/h	01:06.364	100,36 km/h
		Lauf 2: 00:21.581	00:32.133	00:11.452	114,13 km/h	01:05.166	102,20 km/h
		Lauf 3: 00:21.539	00:32.240	00:11.530	114,70 km/h	01:05.309	101,98 km/h
10	322	FLIK Beatrice Renault Megane Cup					
		Lauf 1: 00:22.267	00:33.399	00:11.703	119,03 km/h	01:07.369	98,86 km/h
		Lauf 2: 00:21.615	00:33.447	00:11.369	119,31 km/h	01:06.431	100,25 km/h
		Lauf 3: 00:21.599	00:32.604	00:11.133	118,46 km/h	01:05.336	101,93 km/h
11	328	GÜRTZGEN Friedhelm BMW 2002tii					
		Lauf 1: 00:23.025	00:32.990	00:11.703	113,32 km/h	01:07.718	98,35 km/h
		Lauf 2: 00:22.832	00:33.755	00:12.041	112,69 km/h	01:08.628	97,05 km/h
		Lauf 3: 00:22.478	00:32.779	00:11.719	113,01 km/h	01:06.976	99,44 km/h