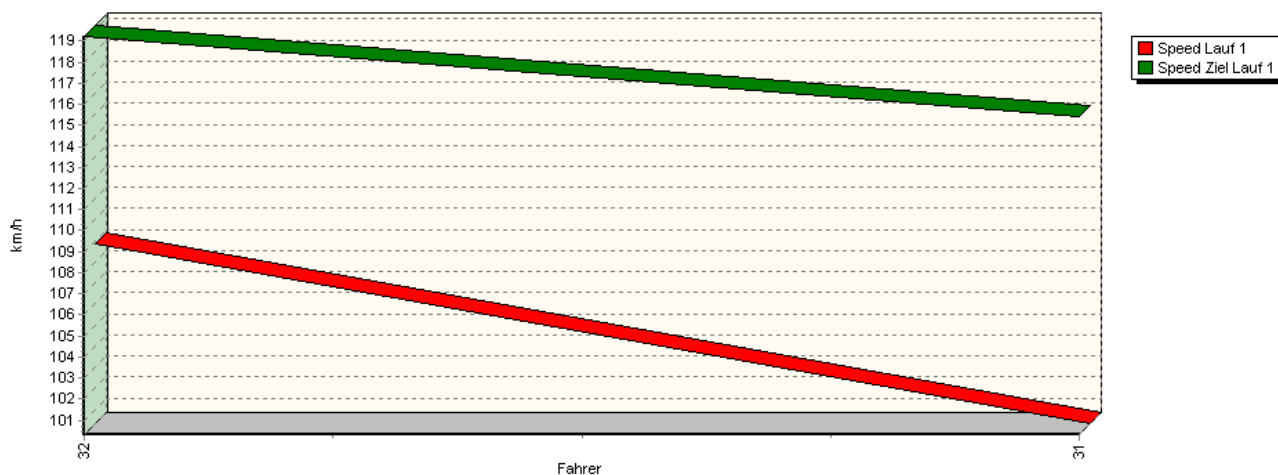


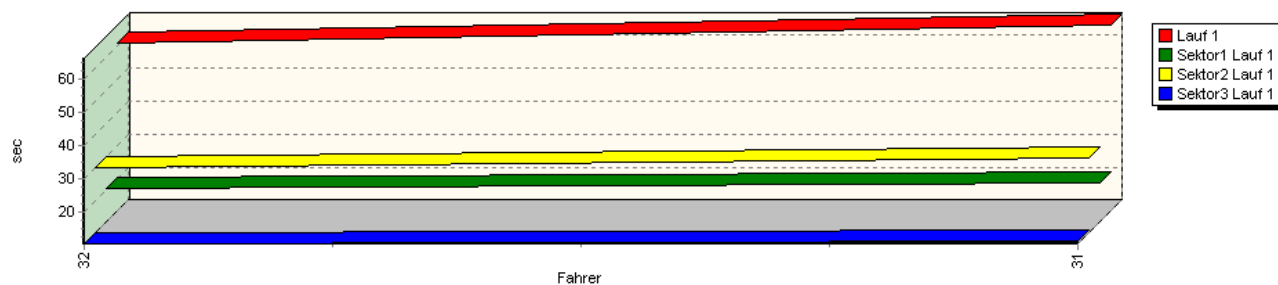
Sektorzeiten & Speeds - Gr. E2-SS -1600, -2000 + F3

Groupe E2-SS (D,E) Classe 34 jusqu'à 1600 ccm

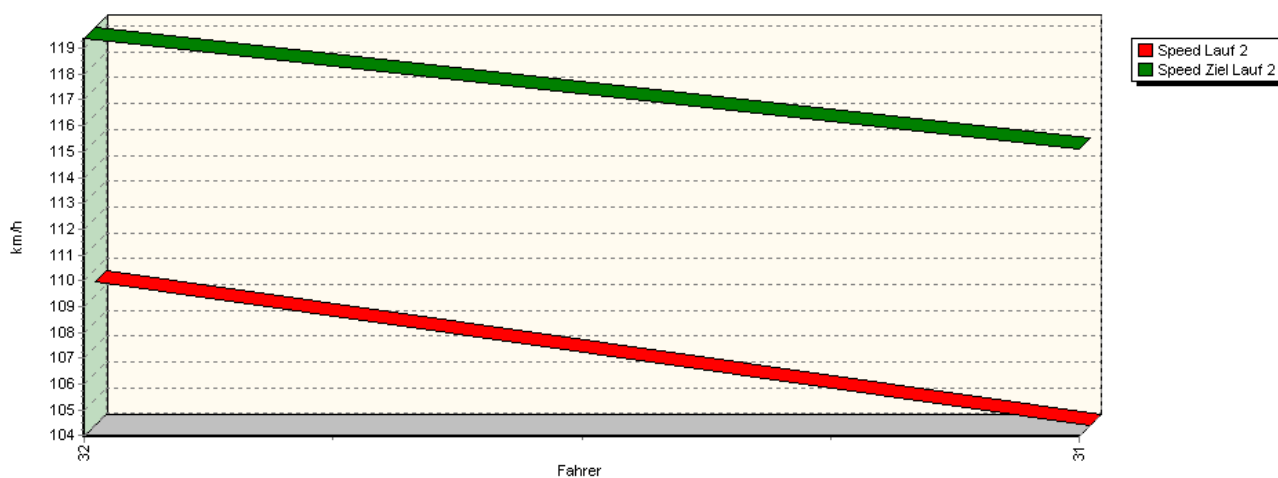
Speed-Diagramm Lauf 1



Sektor-Diagramm (Rest) Lauf 1

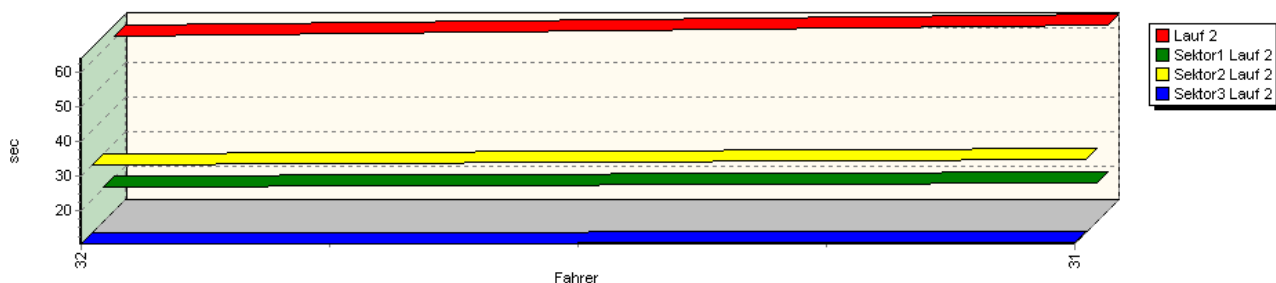


Speed-Diagramm Lauf 2

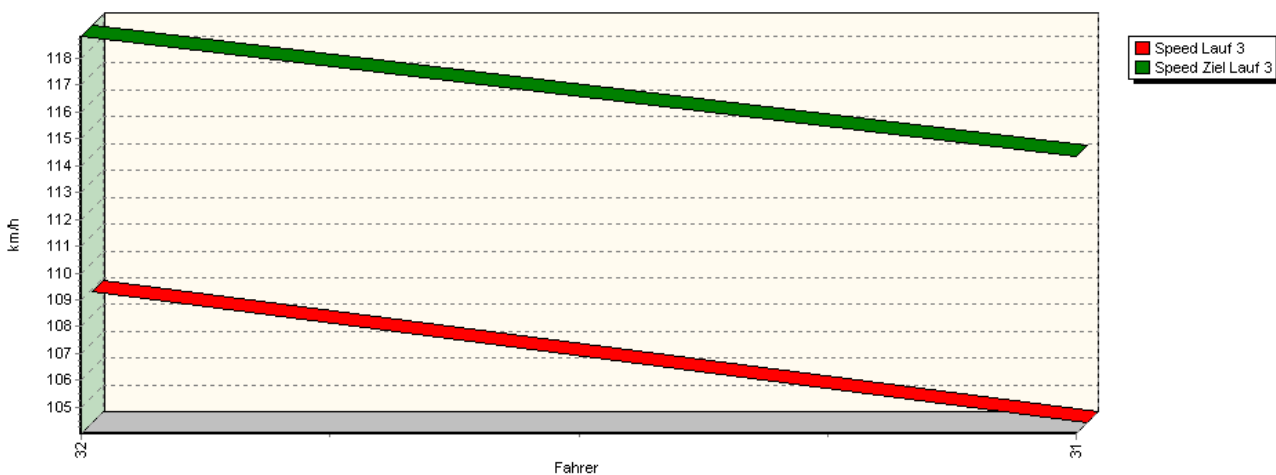


Sektorzeiten & Speeds - Gr. E2-SS -1600, -2000 + F3

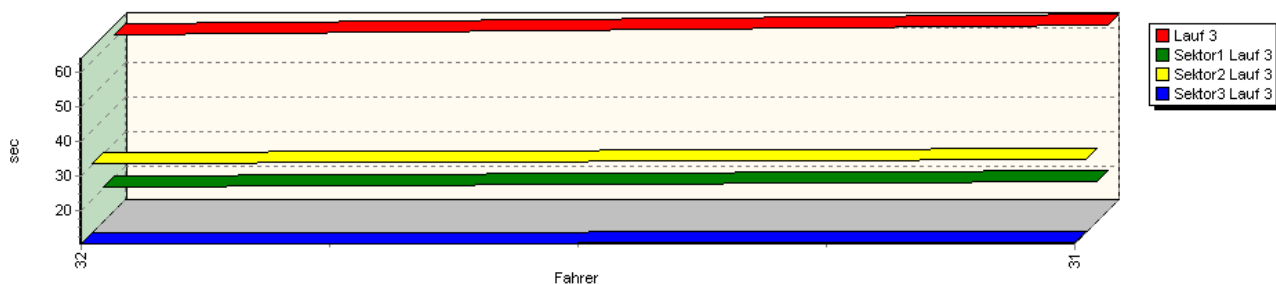
Sektor-Diagramm (Rest) Lauf 2



Speed-Diagramm Lauf 3



Sektor-Diagramm (Rest) Lauf 3



Rg.	Nr.	Sektor 1	Sektor 2	Sektor 3	Speed Ziel	Laufzeit	Speed (Lauf)	
1	32	VANDEPUT Julien	Van Diemen-Vauxhall RF99					
		Lauf 1:	00:20.553	00:30.197	00:10.416	119,22 km/h	01:01.166	108,88 km/h
		Lauf 2:	00:20.474	00:29.927	00:10.402	119,38 km/h	01:00.803	109,53 km/h
		Lauf 3:	00:20.507	00:30.263	00:10.393	118,81 km/h	01:01.163	108,89 km/h

Sektorzeiten & Speeds - Gr. E2-SS -1600, -2000 + F3

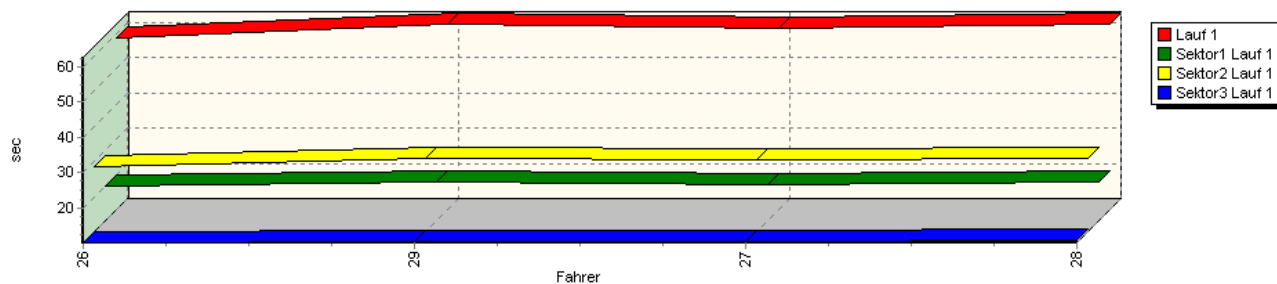
Rg.	Nr.	Sektor 1	Sektor 2	Sektor 3	Speed Ziel	Laufzeit	Speed (Lauf)	
2	31	HERZ Sascha	Mygale-BMW FB-02					
		Lauf 1:	00:22.093	00:33.141	00:11.154	115,40 km/h	01:06.388	100,32 km/h
		Lauf 2:	00:21.771	00:31.672	00:10.614	115,12 km/h	01:04.057	103,97 km/h
		Lauf 3:	00:21.862	00:31.423	00:10.741	114,35 km/h	01:04.026	104,02 km/h

Groupe E2-SS (D,E) Classe 35 plus de 1600 à 2000 ccm

Speed-Diagramm Lauf 1

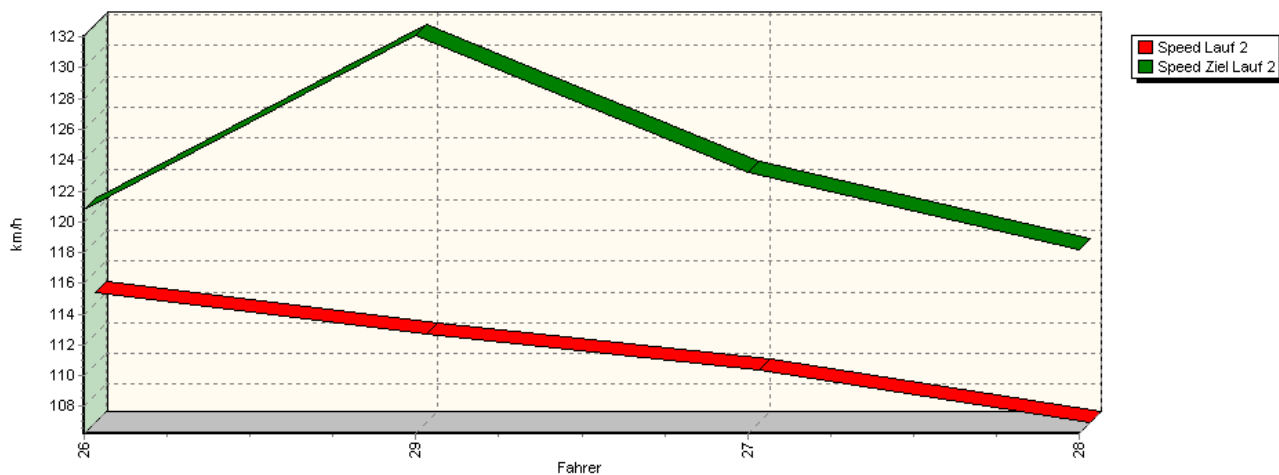


Sektor-Diagramm (Rest) Lauf 1

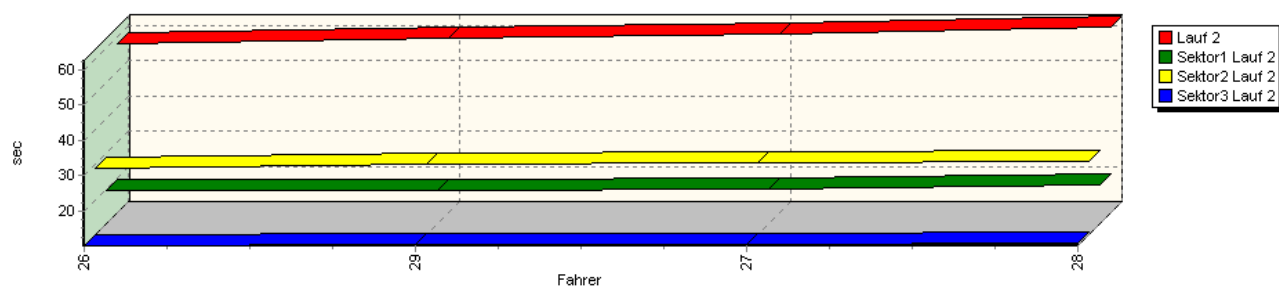


Sektorzeiten & Speeds - Gr. E2-SS -1600, -2000 + F3

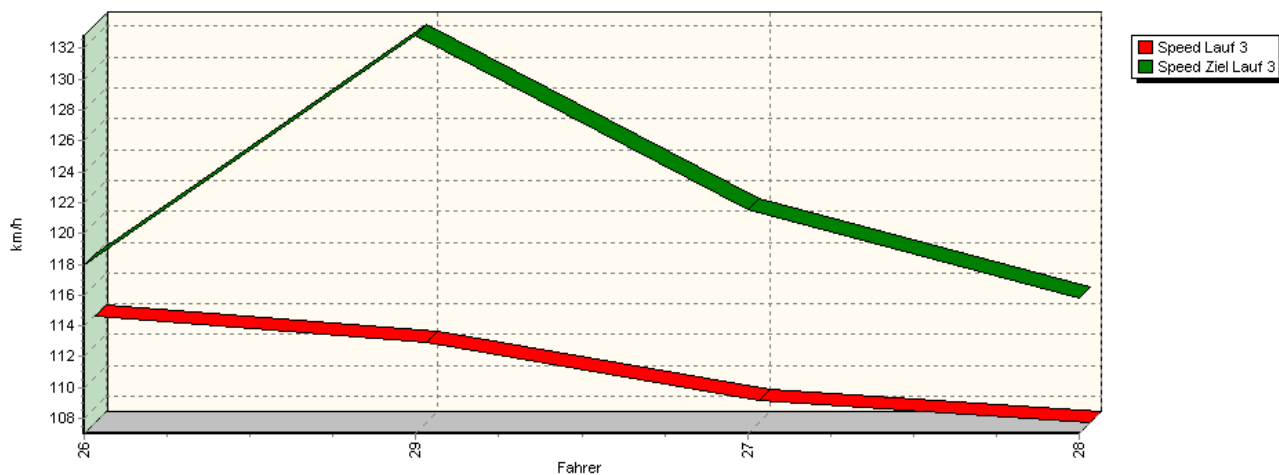
Speed-Diagramm Lauf 2



Sektor-Diagramm (Rest) Lauf 2

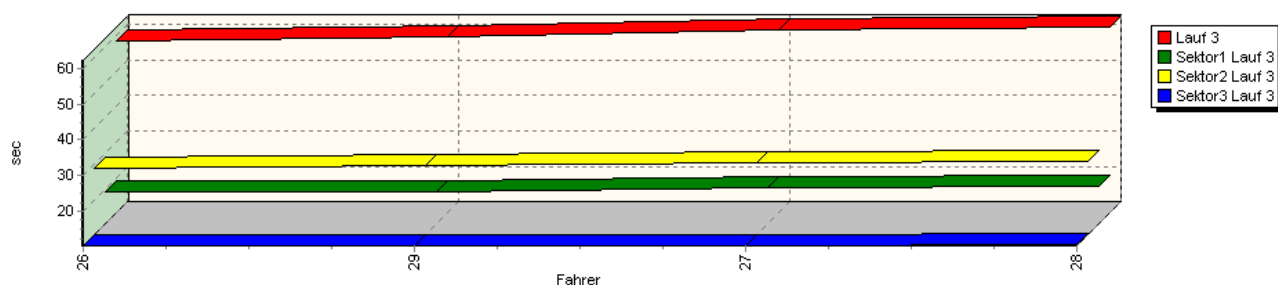


Speed-Diagramm Lauf 3



Sektorzeiten & Speeds - Gr. E2-SS -1600, -2000 + F3

Sektor-Diagramm (Rest) Lauf 3



Rg.	Nr.	Sektor 1	Sektor 2	Sektor 3	Speed Ziel	Laufzeit	Speed (Lauf)
1	26	LINDEN Léon		Dallara-Opel Spiess F304			
		Lauf 1: 00:19.784	00:28.708	00:10.176	117,79 km/h	00:58.668	113,52 km/h
		Lauf 2: 00:19.349	00:28.699	00:10.009	120,76 km/h	00:58.057	114,71 km/h
		Lauf 3: 00:19.293	00:28.814	00:10.351	117,99 km/h	00:58.458	113,93 km/h
2	29	VITALI Hugo		Dallara-Opel F2			
		Lauf 1: 00:20.954	00:31.012	00:10.593	130,31 km/h	01:02.559	106,46 km/h
		Lauf 2: 00:19.261	00:29.927	00:10.295	132,11 km/h	00:59.483	111,96 km/h
		Lauf 3: 00:19.280	00:29.560	00:10.528	132,85 km/h	00:59.368	112,18 km/h
3	27	BRAQUET Roland		Tatuus-Renault FR2000			
		Lauf 1: 00:20.406	00:30.687	00:10.439	120,48 km/h	01:01.532	108,24 km/h
		Lauf 2: 00:19.864	00:30.533	00:10.320	123,19 km/h	01:00.717	109,69 km/h
		Lauf 3: 00:20.329	00:30.569	00:10.499	121,55 km/h	01:01.397	108,47 km/h
4	28	ADAMI Erwin		Mygale-Ford Formel Ford			
		Lauf 1: 00:21.006	00:30.847	00:10.793	118,07 km/h	01:02.646	106,31 km/h
		Lauf 2: 00:20.958	00:30.800	00:10.933	118,19 km/h	01:02.691	106,24 km/h
		Lauf 3: 00:20.864	00:30.710	00:10.658	115,81 km/h	01:02.232	107,02 km/h

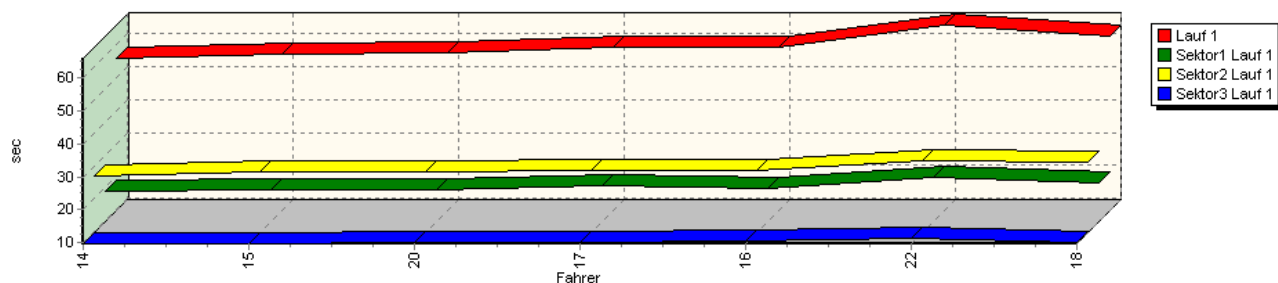
Groupe E2-SS (D,E) Classe 36 F3

Speed-Diagramm Lauf 1



Sektorzeiten & Speeds - Gr. E2-SS -1600, -2000 + F3

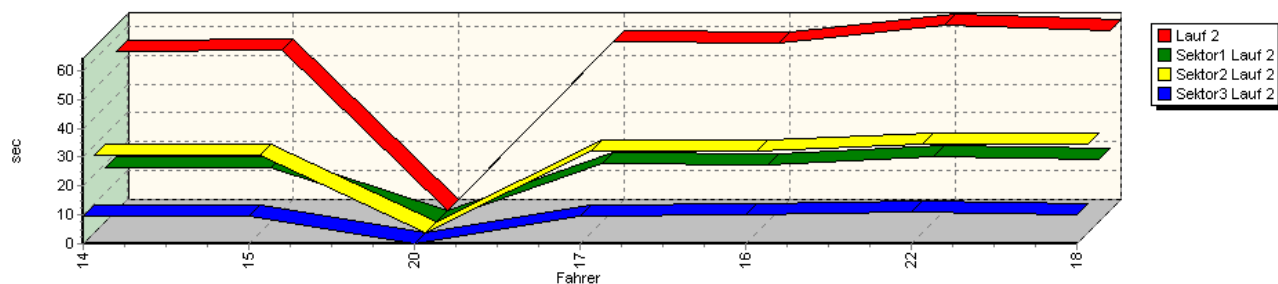
Sektor-Diagramm (Rest) Lauf 1



Speed-Diagramm Lauf 2

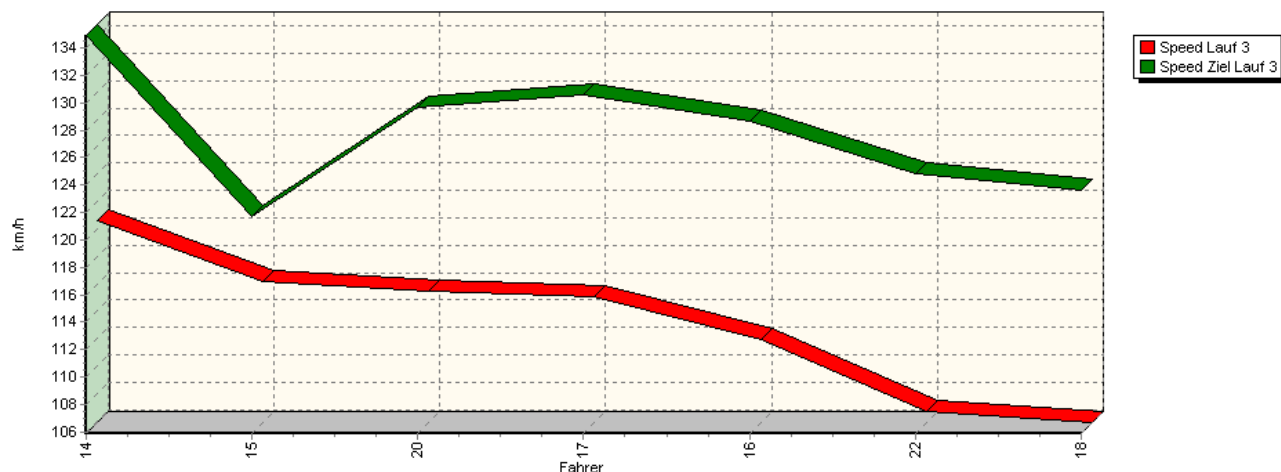


Sektor-Diagramm (Rest) Lauf 2

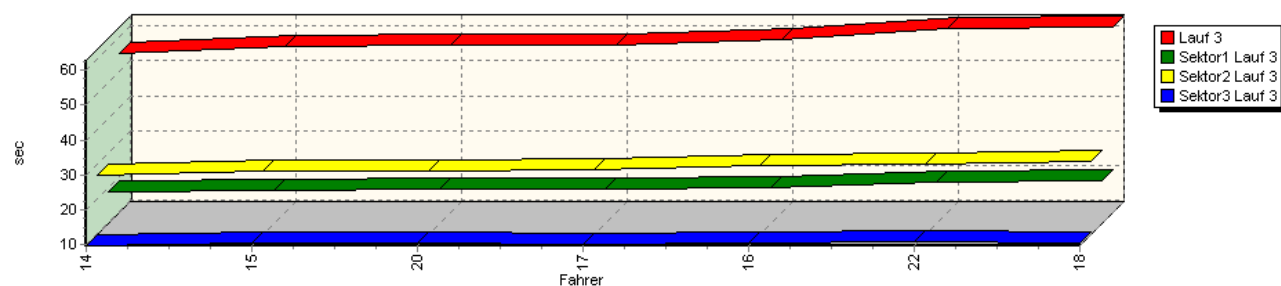


Sektorzeiten & Speeds - Gr. E2-SS -1600, -2000 + F3

Speed-Diagramm Lauf 3



Sektor-Diagramm (Rest) Lauf 3



Rg.	Nr.	Sektor 1	Sektor 2	Sektor 3	Speed Ziel	Laufzeit	Speed (Lauf)
1	14	CHOLLEY Ludovic	Dallara-Opel F300				
		Lauf 1: 00:19.072	00:26.953	00:09.685	132,79 km/h	00:55.710	119,55 km/h
		Lauf 2: 00:18.857	00:26.734	00:09.654	132,78 km/h	00:55.245	120,55 km/h
		Lauf 3: 00:18.808	00:26.822	00:09.612	134,91 km/h	00:55.242	120,56 km/h
2	15	CHOLLEY Patrick	Dallara-Opel F303-04				
		Lauf 1: 00:19.373	00:27.986	00:09.868	130,57 km/h	00:57.227	116,38 km/h
		Lauf 2: 00:18.748	00:27.050	00:09.657	134,19 km/h	00:55.455	120,10 km/h
		Lauf 3: 00:19.152	00:27.732	00:10.450	121,74 km/h	00:57.334	116,16 km/h
3	20	SOURIS Fredericq	Dallara-Fiat F396				
		Lauf 1: 00:19.438	00:27.973	00:10.021	132,48 km/h	00:57.432	115,96 km/h
		Lauf 2: *	*	*	* km/h	*	* km/h
		Lauf 3: 00:19.610	00:27.834	00:10.246	129,70 km/h	00:57.690	115,44 km/h
4	17	CANTE Cécile	Dallara-Mercedes F305/7				
		Lauf 1: 00:20.390	00:28.680	00:10.272	128,61 km/h	00:59.342	112,23 km/h
		Lauf 2: 00:20.078	00:28.356	00:09.818	130,81 km/h	00:58.252	114,33 km/h
		Lauf 3: 00:19.742	00:28.151	00:10.014	130,56 km/h	00:57.907	115,01 km/h



European Hill Race
Bergrennen Eschdorf
3. - 5. Mai 2013
Luxemburger Bergmeisterschaft 2013
Deutsche Bergmeisterschaft 2013



Sektorzeiten & Speeds - Gr. E2-SS -1600, -2000 + F3

Rg.	Nr.	Sektor 1	Sektor 2	Sektor 3	Speed Ziel	Laufzeit	Speed (Lauf)
5	16	FUSILLIER Philippe		Dallara-Renault Sodemo F302			
		Lauf 1:	00:19.770	00:28.742	00:10.687	127,15 km/h	00:59.199 112,50 km/h
		Lauf 2:	00:19.453	00:28.478	00:10.270	130,03 km/h	00:58.201 114,43 km/h
		Lauf 3:	00:19.822	00:29.329	00:10.359	128,66 km/h	00:59.510 111,91 km/h
6	22	WOLPERT Mathieu		BSR-VW 389			
		Lauf 1:	00:22.907	00:31.587	00:11.409	115,61 km/h	01:05.903 101,06 km/h
		Lauf 2:	00:22.500	00:30.506	00:11.198	115,05 km/h	01:04.204 103,73 km/h
		Lauf 3:	00:21.740	00:29.982	00:10.697	124,80 km/h	01:02.419 106,70 km/h
7	18	MEIERS Robert		Dallara-Toyota F300			
		Lauf 1:	00:21.360	00:31.124	00:10.195	123,68 km/h	01:02.679 106,25 km/h
		Lauf 2:	00:21.504	00:30.743	00:10.185	123,63 km/h	01:02.432 106,68 km/h
		Lauf 3:	00:21.806	00:30.592	00:10.510	123,64 km/h	01:02.908 105,87 km/h