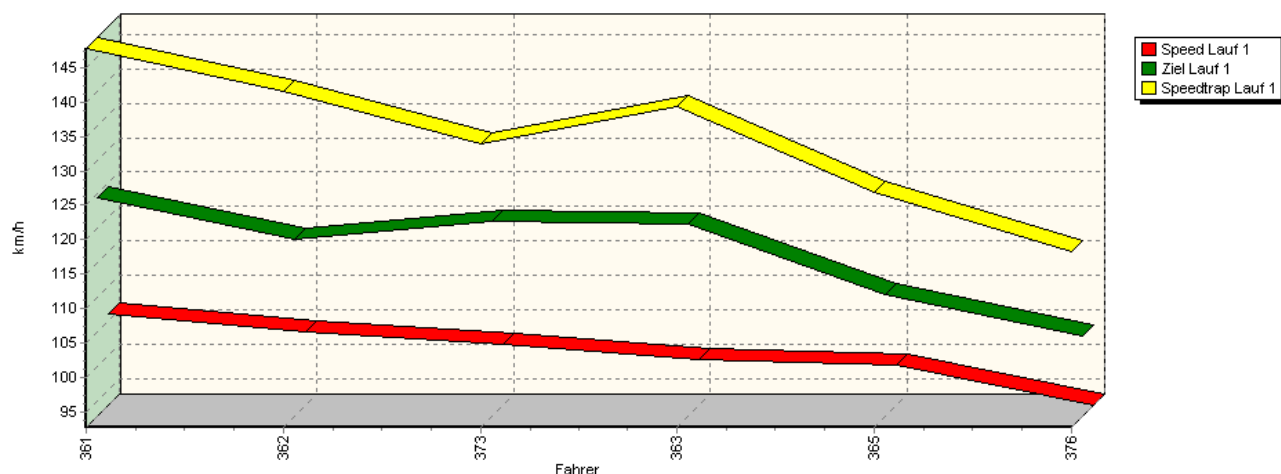
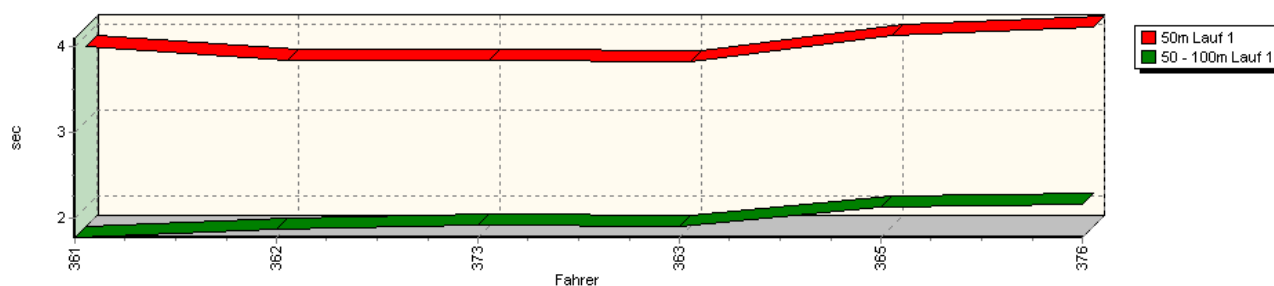


## Sektorzeiten & Speeds - Training - Gruppe H (DMSB) bis 1600 ccm - Klasse 35

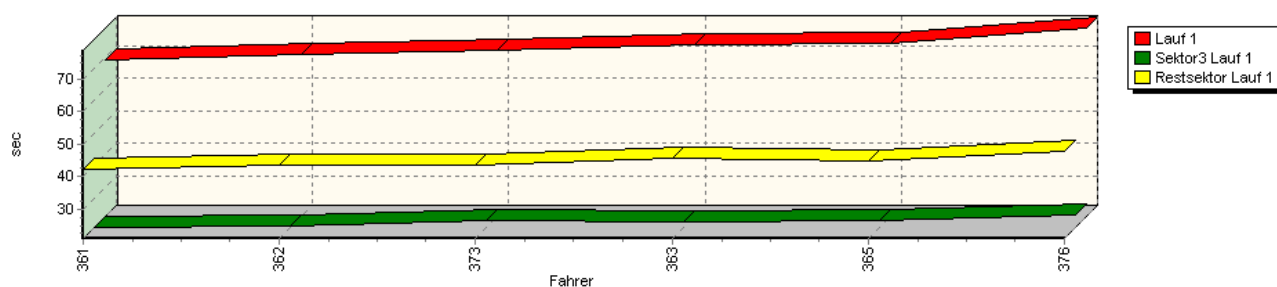
### Speed-Diagramm Lauf 1



### Sektor-Diagramm (Start) Lauf 1

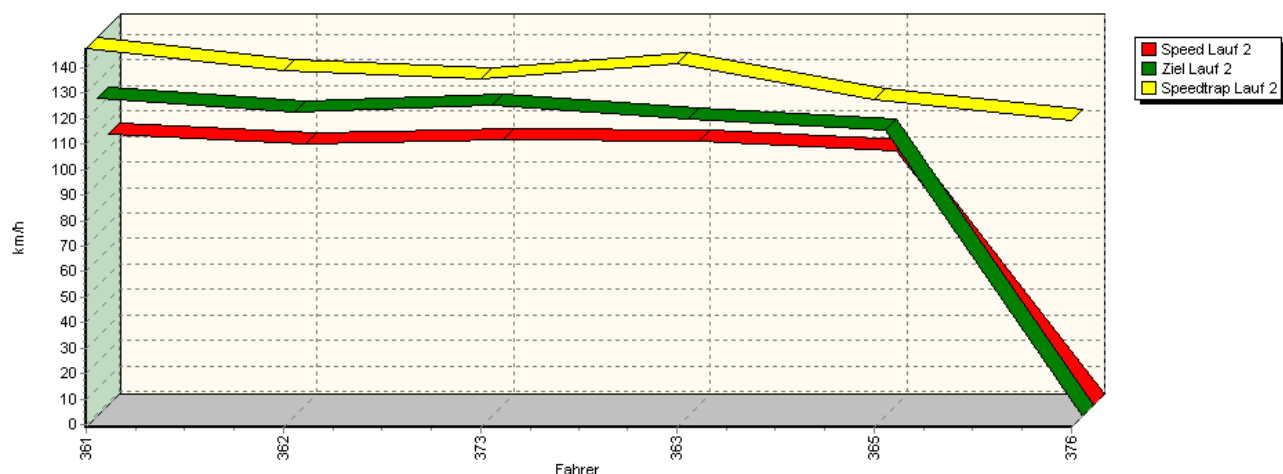


### Sektor-Diagramm (Rest) Lauf 1

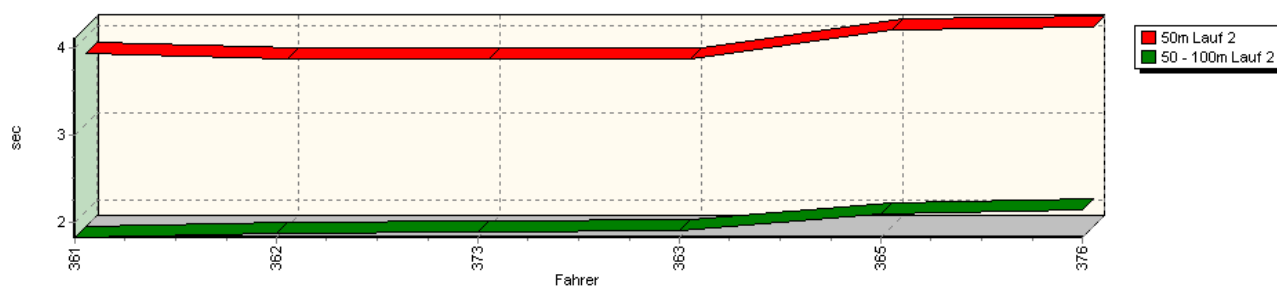


## Sektorzeiten & Speeds - Training - Gruppe H (DMSB) bis 1600 ccm - Klasse 35

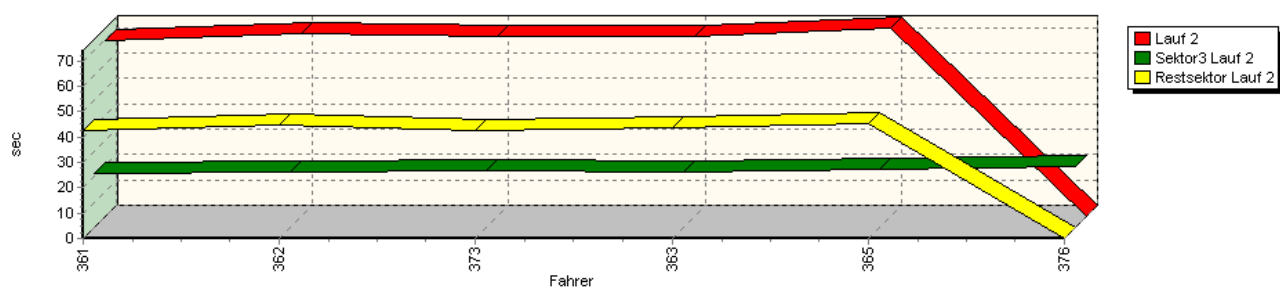
### Speed-Diagramm Lauf 2



### Sektor-Diagramm (Start) Lauf 2

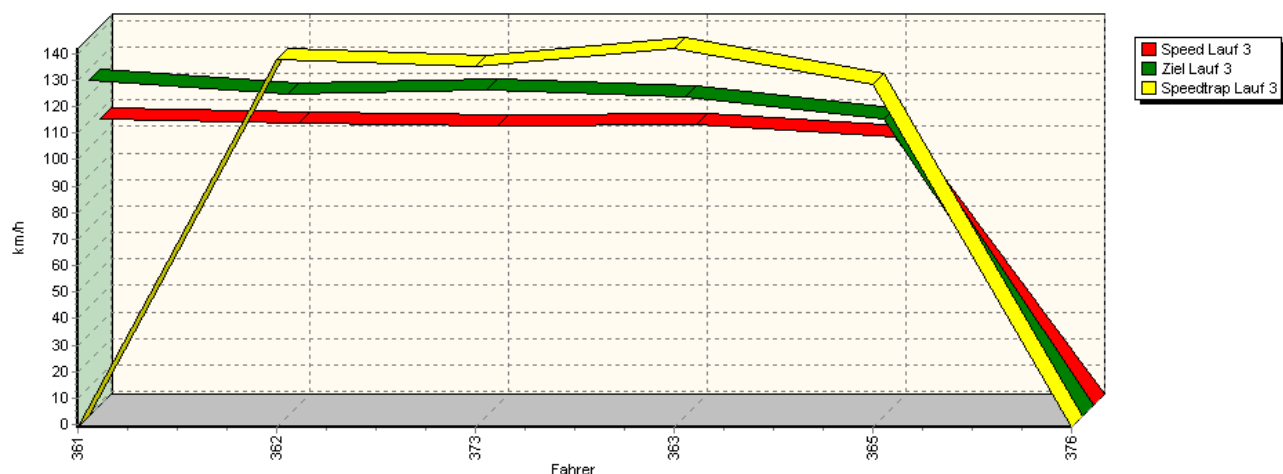


### Sektor-Diagramm (Rest) Lauf 2

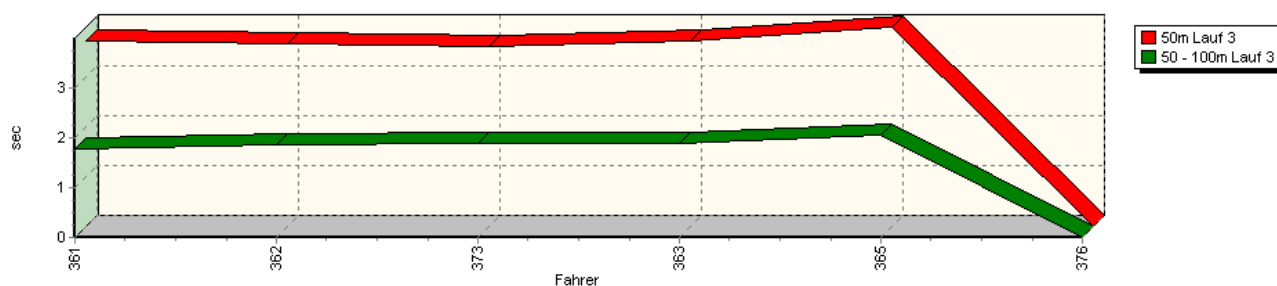


## Sektorzeiten & Speeds - Training - Gruppe H (DMSB) bis 1600 ccm - Klasse 35

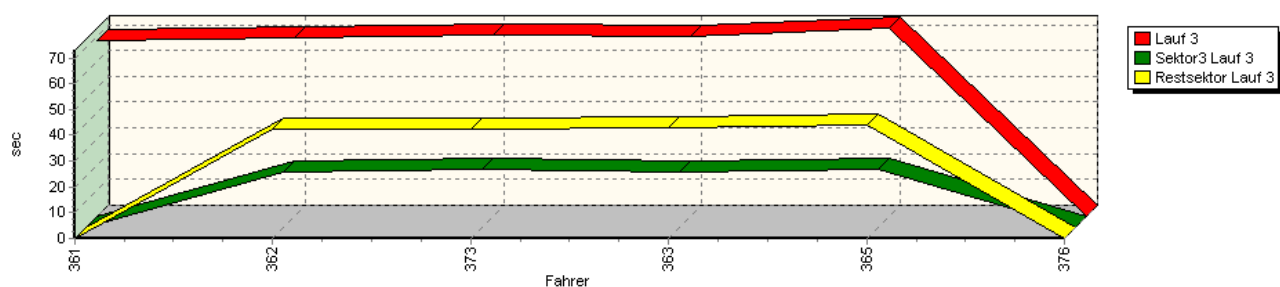
### Speed-Diagramm Lauf 3



### Sektor-Diagramm (Start) Lauf 3

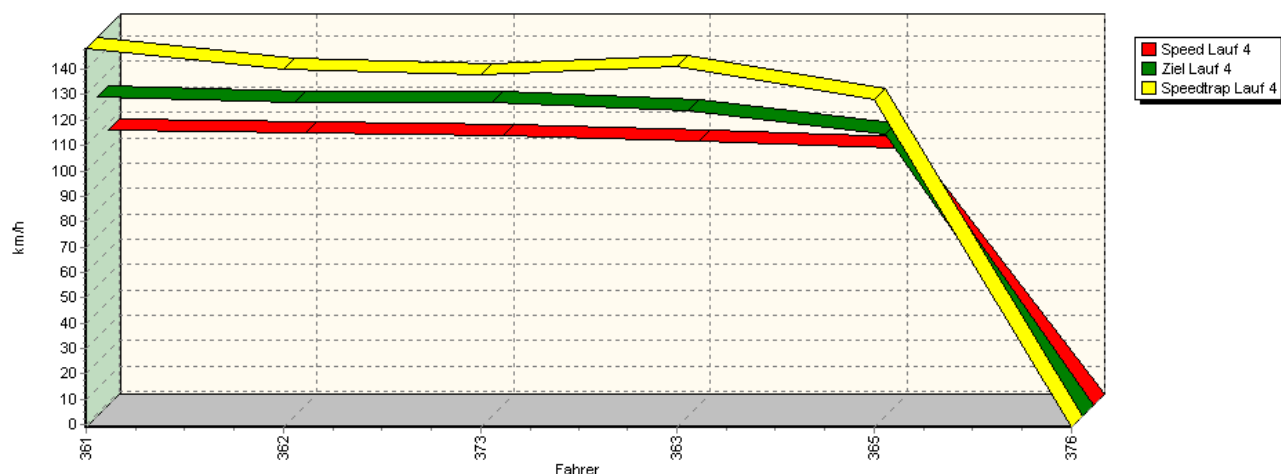


### Sektor-Diagramm (Rest) Lauf 3

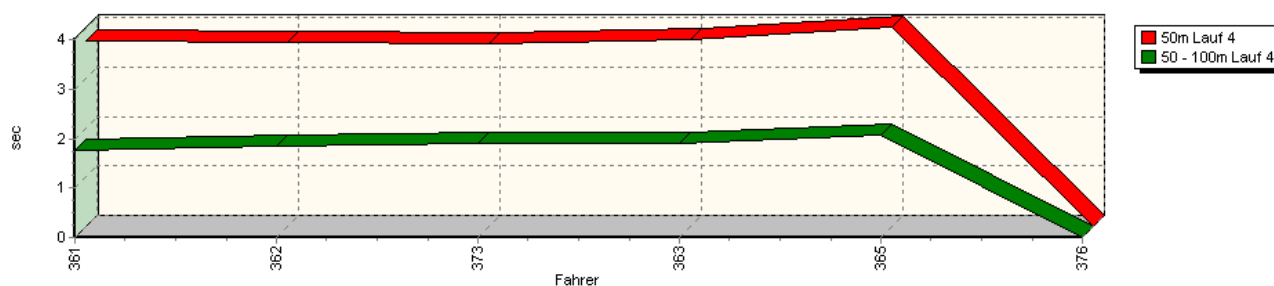


## Sektorzeiten & Speeds - Training - Gruppe H (DMSB) bis 1600 ccm - Klasse 35

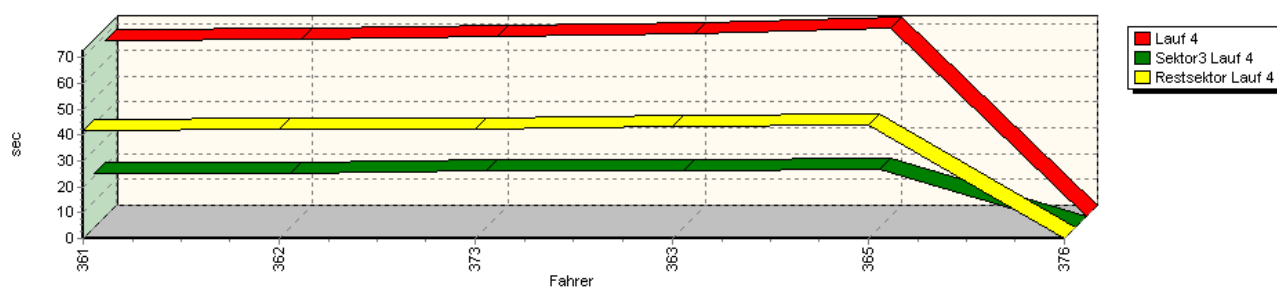
### Speed-Diagramm Lauf 4



### Sektor-Diagramm (Start) Lauf 4



### Sektor-Diagramm (Rest) Lauf 4



Rg.	Nr.	Sektor 1 (50m)	Sektor 2 (50-100m)	Sektor 3	Speed Trap	Sektor 4	Speed (Ziel)	Laufzeit	Speed (Lauf)
1	361	<b>MAIER Helmut</b>							
		VW Spiess Golf							
	Lauf 1:	00:03.866	00:01.781	00:20.937	147,81 km/h	00:42.371	124,49 km/h	01:08.955	105,98 km/h
	Lauf 2:	00:03.800	00:01.833	00:21.222	147,56 km/h	00:42.543	123,89 km/h	01:09.398	105,31 km/h
	Lauf 3:	00:03.721	00:01.771	*	* km/h	*	125,87 km/h	01:08.378	106,88 km/h
	Lauf 4:	00:03.751	00:01.766	00:20.873	148,21 km/h	00:41.836	124,84 km/h	01:08.226	107,12 km/h

### Sektorzeiten & Speeds - Training - Gruppe H (DMSB) bis 1600 ccm - Klasse 35

Rg.	Nr.		Sektor 1 (50m)	Sektor 2 (50-100m)	Sektor 3	Speed Trap	Sektor 4	Speed (Ziel)	Laufzeit	Speed (Lauf)
2	362	<b>AUCHTER Tobias</b>	Opel Corsa Zöllner GSI 16V							
		Lauf 1:	00:03.709	00:01.883	00:21.507	141,67 km/h	00:43.522	118,51 km/h	01:10.621	103,48 km/h
		Lauf 2:	00:03.747	00:01.878	00:21.821	138,64 km/h	00:44.525	118,32 km/h	01:11.971	101,54 km/h
		Lauf 3:	00:03.652	00:01.848	00:21.374	137,62 km/h	00:42.362	120,54 km/h	01:09.236	105,55 km/h
		Lauf 4:	00:03.722	00:01.846	00:20.810	139,79 km/h	00:42.451	122,48 km/h	01:08.829	106,18 km/h
3	373	<b>SCHULTE Manfred</b>	Citroën AX 1,6 16V KitCar							
		Lauf 1:	00:03.717	00:01.918	00:22.871	133,85 km/h	00:43.490	121,16 km/h	01:11.996	101,51 km/h
		Lauf 2:	00:03.745	00:01.897	00:22.499	135,62 km/h	00:42.747	121,10 km/h	01:10.888	103,09 km/h
		Lauf 3:	00:03.620	00:01.898	00:22.388	135,30 km/h	00:42.177	121,87 km/h	01:10.083	104,28 km/h
		Lauf 4:	00:03.706	00:01.908	00:21.815	137,66 km/h	00:42.153	122,67 km/h	01:09.582	105,03 km/h
4	363	<b>HEINDRICHS Werner</b>	Opel Veytal Corsa 16V							
		Lauf 1:	00:03.699	00:01.910	00:22.468	139,42 km/h	00:45.444	120,60 km/h	01:13.521	99,40 km/h
		Lauf 2:	00:03.741	00:01.915	00:21.954	141,77 km/h	00:43.526	115,52 km/h	01:11.136	102,73 km/h
		Lauf 3:	00:03.705	00:01.888	00:21.439	141,90 km/h	00:42.693	119,71 km/h	01:09.725	104,81 km/h
		Lauf 4:	00:03.776	00:01.907	00:21.935	140,94 km/h	00:43.311	119,49 km/h	01:10.929	103,03 km/h
5	365	<b>SEITZ Jürgen</b>	Ford Escort MKII							
		Lauf 1:	00:03.998	00:02.131	00:23.256	126,95 km/h	00:44.783	110,34 km/h	01:14.168	98,53 km/h
		Lauf 2:	00:04.076	00:02.104	00:22.734	127,55 km/h	00:45.270	111,21 km/h	01:14.184	98,51 km/h
		Lauf 3:	00:03.996	00:02.066	00:22.759	128,08 km/h	00:44.149	111,36 km/h	01:12.970	100,15 km/h
		Lauf 4:	00:04.028	00:02.078	00:22.707	128,33 km/h	00:44.071	109,91 km/h	01:12.884	100,27 km/h
6	376	<b>HOFFMANN Raphael</b>	Opel Corsa A 8V							
		Lauf 1:	00:04.097	00:02.162	00:24.793	118,25 km/h	00:47.758	104,29 km/h	01:18.810	92,73 km/h
		Lauf 2:	00:04.108	00:02.156	00:23.924	119,55 km/h	*	* km/h	A	* km/h
		Lauf 3:	*	*	*	* km/h	*	* km/h	*	* km/h
		Lauf 4:	*	*	*	* km/h	*	* km/h	*	* km/h