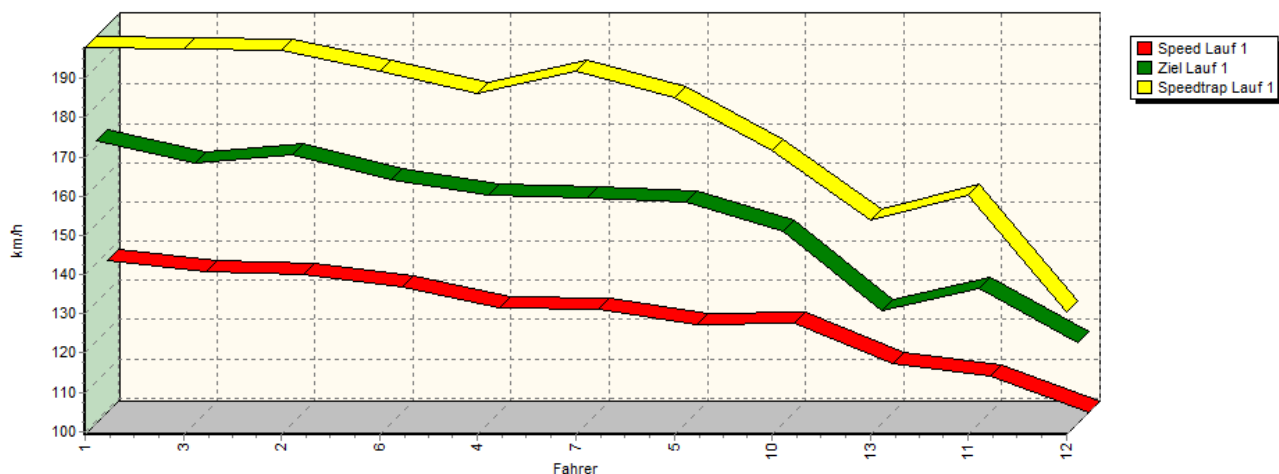
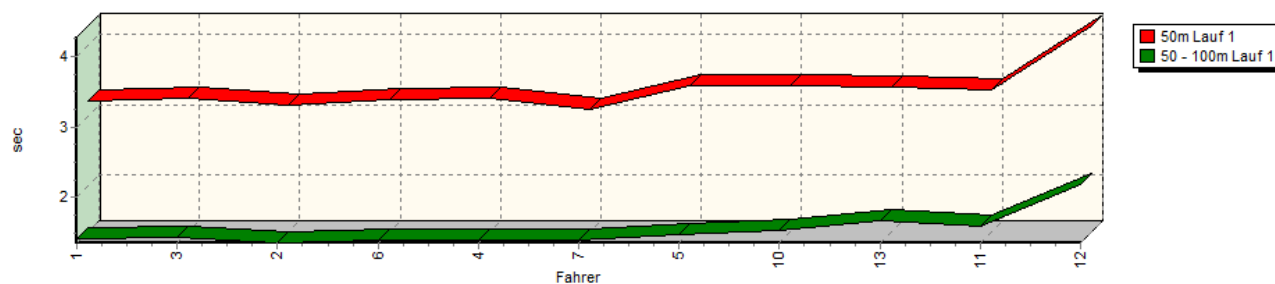


Sektorzeiten & Speeds - Rennen - Gruppe D/E2-SS

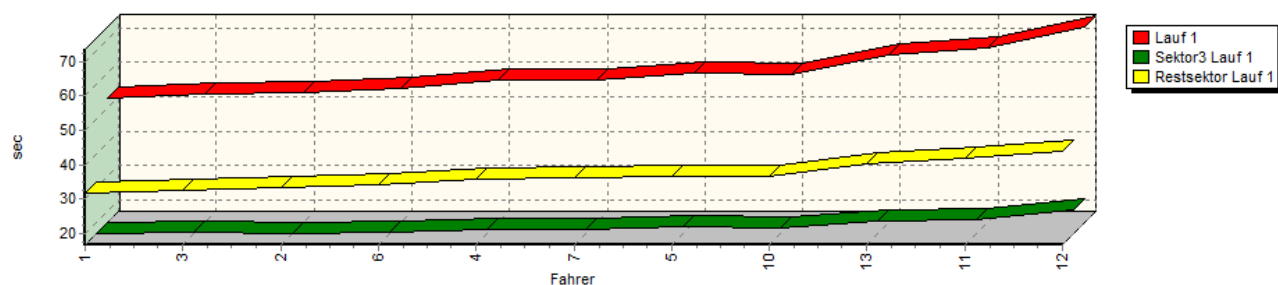
Speed-Diagramm Lauf 1



Sektor-Diagramm (Start) Lauf 1

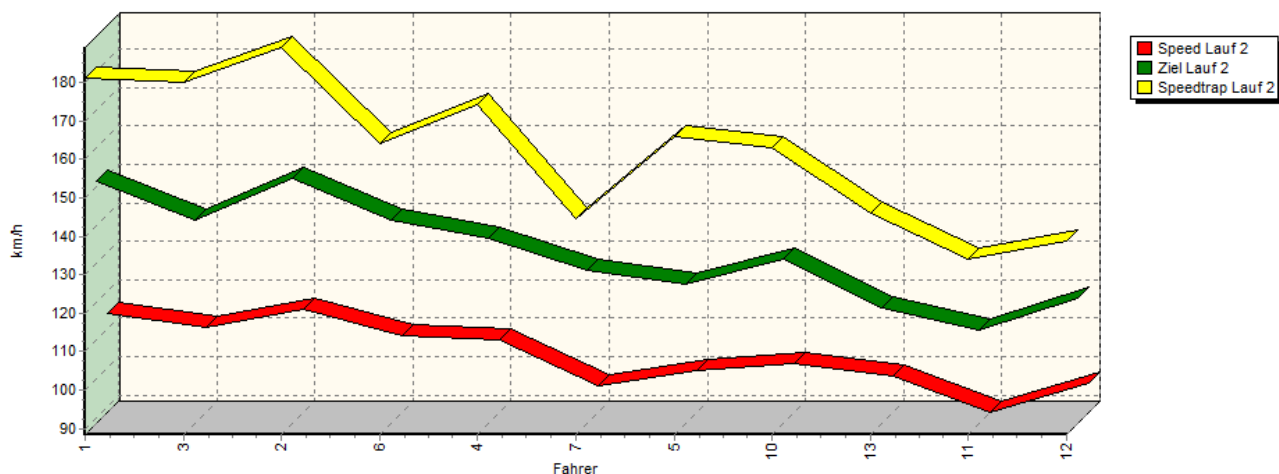


Sektor-Diagramm (Rest) Lauf 1

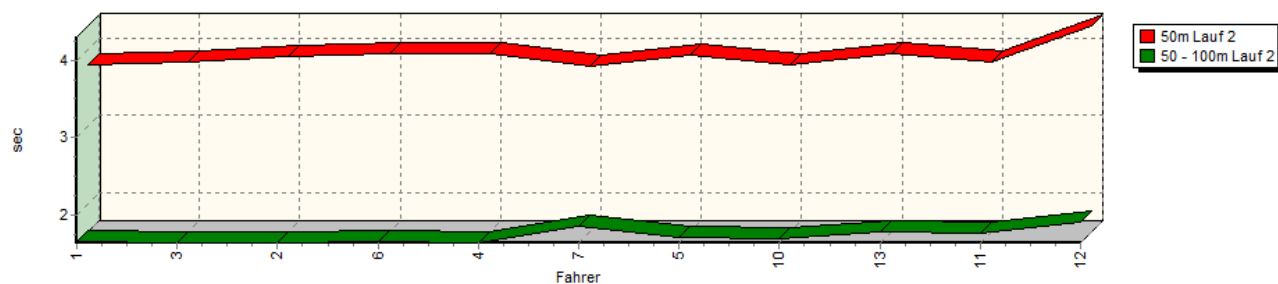


Sektorzeiten & Speeds - Rennen - Gruppe D/E2-SS

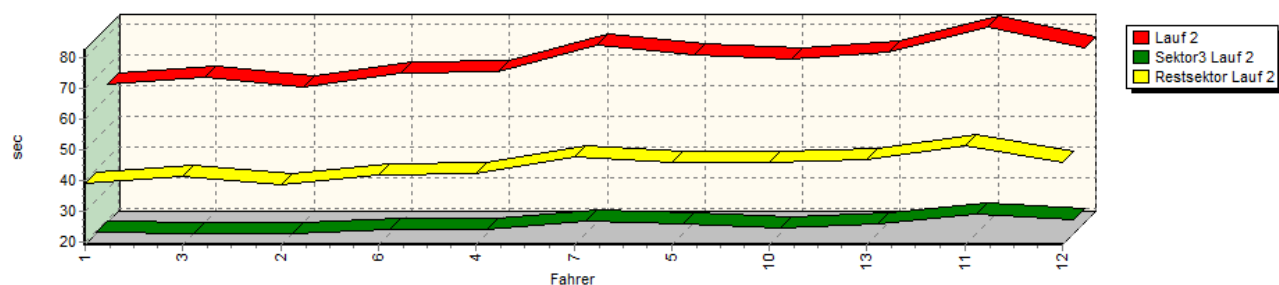
Speed-Diagramm Lauf 2



Sektor-Diagramm (Start) Lauf 2

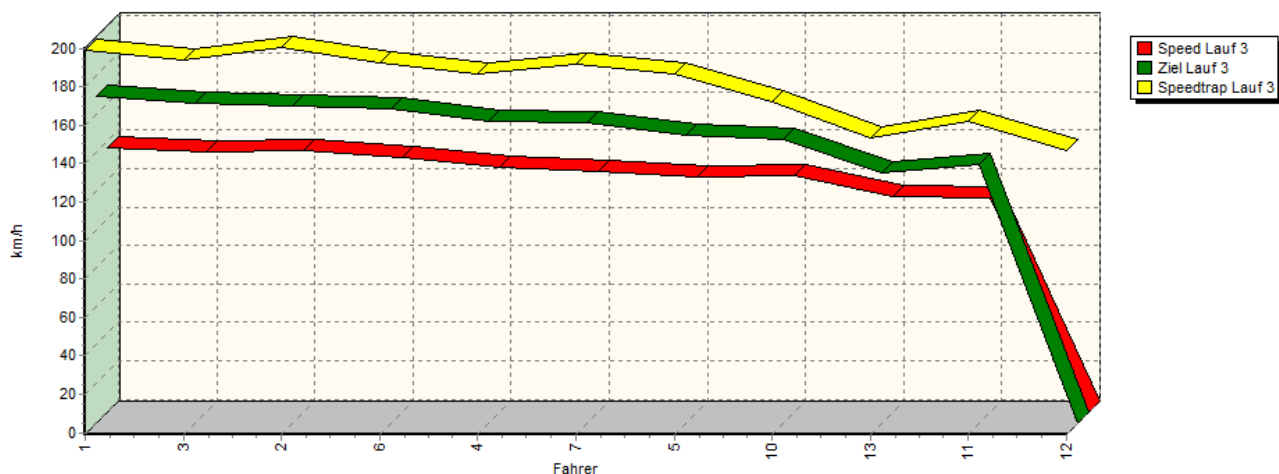


Sektor-Diagramm (Rest) Lauf 2

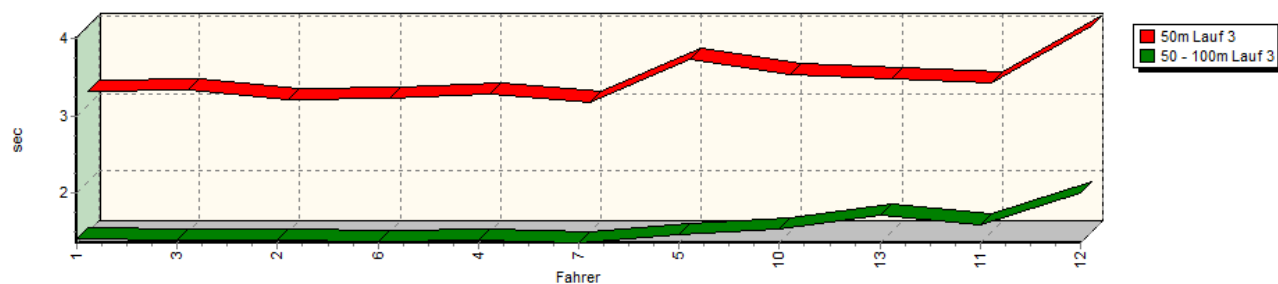


Sektorzeiten & Speeds - Rennen - Gruppe D/E2-SS

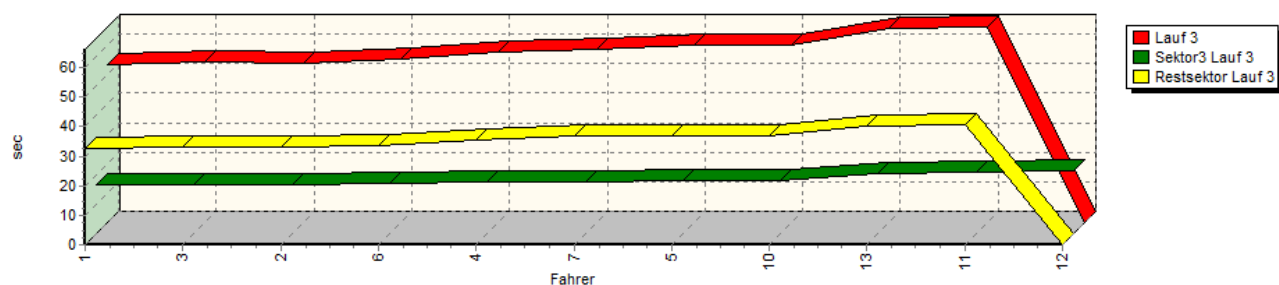
Speed-Diagramm Lauf 3



Sektor-Diagramm (Start) Lauf 3

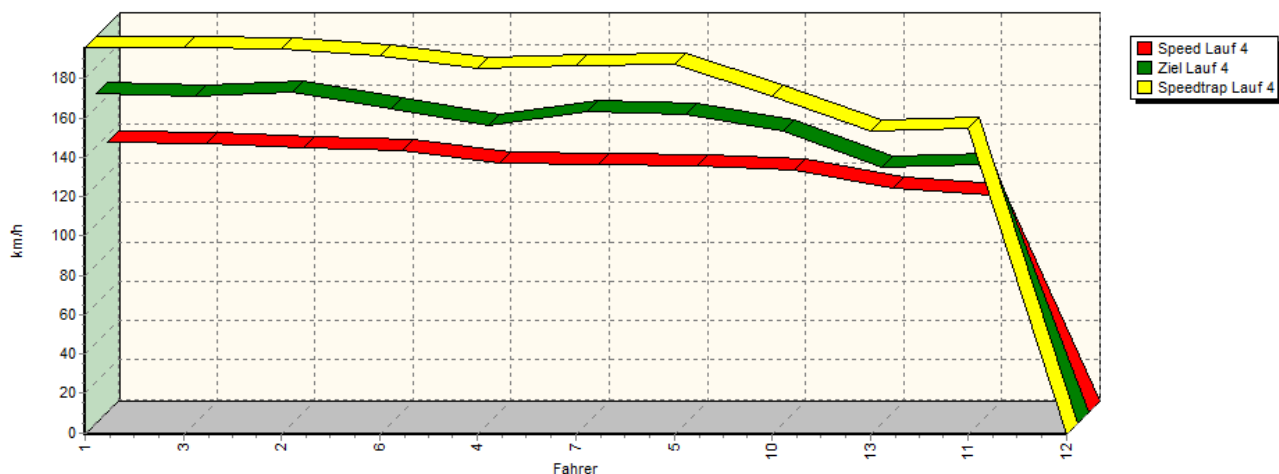


Sektor-Diagramm (Rest) Lauf 3

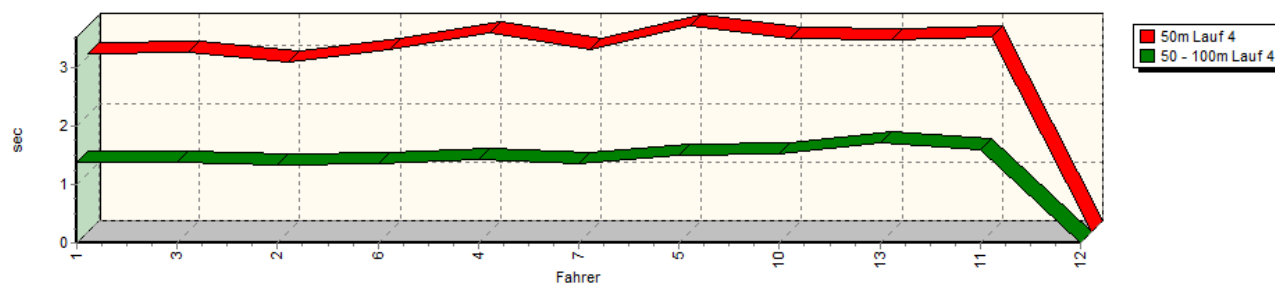


Sektorzeiten & Speeds - Rennen - Gruppe D/E2-SS

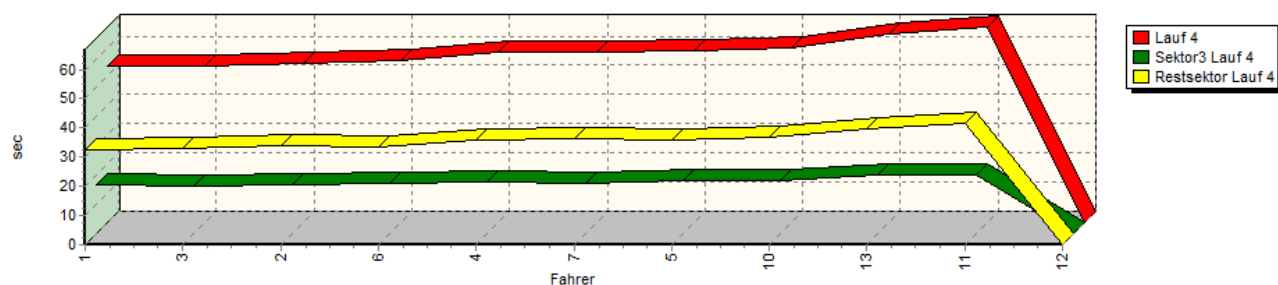
Speed-Diagramm Lauf 4



Sektor-Diagramm (Start) Lauf 4



Sektor-Diagramm (Rest) Lauf 4



Rg.	Nr.		Sektor 1 (50m)	Sektor 2 (50-100m)	Sektor 3	Speed Trap	Sektor 4	Speed (Ziel)	Laufzeit	Speed (Lauf)
1	1	STEINER Marcel		Osella FA30						
		Lauf 1:	00:03.214	00:01.416	00:16.630	197,84 km/h	00:31.754	171,39 km/h	00:53.014	137,85 km/h
		Lauf 2:	00:03.798	00:01.645	00:19.502	181,09 km/h	00:39.060	151,29 km/h	01:04.005	114,18 km/h
		Lauf 3:	00:03.168	00:01.407	00:16.518	198,68 km/h	00:32.483	169,41 km/h	00:53.576	136,41 km/h
		Lauf 4:	00:03.061	00:01.392	00:16.560	195,81 km/h	00:32.463	167,15 km/h	00:53.476	136,66 km/h

Sektorzeiten & Speeds - Rennen - Gruppe D/E2-SS

Rg.	Nr.	Sektor 1 (50m)	Sektor 2 (50-100m)	Sektor 3	Speed Trap	Sektor 4	Speed (Ziel)	Laufzeit	Speed (Lauf)	
2	3	VOLLUZ Joel	Reynard 95D Formel 3000							
		Lauf 1:	00:03.249	00:01.439	00:16.858	197,37 km/h	00:32.625	165,44 km/h	00:54.171	134,91 km/h
		Lauf 2:	00:03.834	00:01.635	00:19.097	180,21 km/h	00:41.532	141,31 km/h	01:06.098	110,56 km/h
		Lauf 3:	00:03.196	00:01.384	00:16.686	194,20 km/h	00:33.106	165,55 km/h	00:54.372	134,41 km/h
		Lauf 4:	00:03.067	00:01.374	00:16.496	195,88 km/h	00:32.839	165,68 km/h	00:53.776	135,90 km/h
3	2	DEMUTH Guy	Osella FA30							
		Lauf 1:	00:03.145	00:01.358	00:16.707	197,14 km/h	00:33.179	167,68 km/h	00:54.389	134,37 km/h
		Lauf 2:	00:03.902	00:01.635	00:19.191	189,12 km/h	00:38.598	152,35 km/h	01:03.326	115,40 km/h
		Lauf 3:	00:03.062	00:01.378	00:16.578	200,46 km/h	00:33.066	163,87 km/h	00:54.084	135,12 km/h
		Lauf 4:	00:02.916	00:01.327	00:16.603	195,06 km/h	00:33.805	167,22 km/h	00:54.651	133,72 km/h
4	6	BERGUERAND Eric	Lola FA30 Formel 3000							
		Lauf 1:	00:03.222	00:01.407	00:17.043	191,94 km/h	00:33.985	161,34 km/h	00:55.657	131,31 km/h
		Lauf 2:	00:03.938	00:01.649	00:20.363	163,99 km/h	00:41.609	141,41 km/h	01:07.559	108,17 km/h
		Lauf 3:	00:03.087	00:01.364	00:17.245	192,57 km/h	00:33.679	162,83 km/h	00:55.375	131,97 km/h
		Lauf 4:	00:03.131	00:01.362	00:17.303	191,98 km/h	00:33.645	158,72 km/h	00:55.441	131,82 km/h
5	4	JANIK Vaclav	Zytech Lola B02/50 F3000							
		Lauf 1:	00:03.237	00:01.400	00:17.714	186,20 km/h	00:35.687	157,46 km/h	00:58.038	125,92 km/h
		Lauf 2:	00:03.941	00:01.642	00:20.392	174,14 km/h	00:42.234	136,74 km/h	01:08.209	107,14 km/h
		Lauf 3:	00:03.140	00:01.392	00:17.539	186,42 km/h	00:35.651	156,52 km/h	00:57.722	126,61 km/h
		Lauf 4:	00:03.402	00:01.442	00:17.634	185,41 km/h	00:35.729	150,60 km/h	00:58.207	125,55 km/h
6	7	ROLLINGER Tommy	Lola B02/50 Zytek							
		Lauf 1:	00:03.092	00:01.403	00:17.784	191,73 km/h	00:36.011	156,85 km/h	00:58.290	125,37 km/h
		Lauf 2:	00:03.783	00:01.849	00:23.154	144,62 km/h	00:47.888	128,21 km/h	01:16.674	95,31 km/h
		Lauf 3:	00:03.023	00:01.348	00:17.494	191,94 km/h	00:36.830	155,70 km/h	00:58.695	124,51 km/h
		Lauf 4:	00:03.128	00:01.356	00:17.291	186,97 km/h	00:36.536	157,98 km/h	00:58.311	125,33 km/h
7	5	SZASZ Laszlo	Reynard Zytek 01L							
		Lauf 1:	00:03.426	00:01.469	00:18.660	185,06 km/h	00:36.528	155,57 km/h	01:00.083	121,63 km/h
		Lauf 2:	00:03.921	00:01.700	00:22.235	165,94 km/h	00:45.838	124,57 km/h	01:13.694	99,17 km/h
		Lauf 3:	00:03.589	00:01.465	00:18.192	186,79 km/h	00:36.924	149,28 km/h	01:00.170	121,46 km/h
		Lauf 4:	00:03.531	00:01.494	00:17.984	187,39 km/h	00:35.685	156,03 km/h	00:58.694	124,51 km/h
8	10	DEBRUYNE Frank	Dallara F300 Formel 3							
		Lauf 1:	00:03.432	00:01.540	00:18.324	171,48 km/h	00:36.638	148,10 km/h	00:59.934	121,93 km/h
		Lauf 2:	00:03.789	00:01.692	00:21.056	162,95 km/h	00:45.855	131,16 km/h	01:12.392	100,95 km/h
		Lauf 3:	00:03.386	00:01.531	00:18.090	171,96 km/h	00:36.810	146,76 km/h	00:59.817	122,17 km/h
		Lauf 4:	00:03.314	00:01.523	00:18.140	171,10 km/h	00:36.940	147,80 km/h	00:59.917	121,97 km/h
9	13	MEIERS Robert	Ralt RT 36							
		Lauf 1:	00:03.394	00:01.677	00:20.101	153,92 km/h	00:40.362	128,08 km/h	01:05.534	111,51 km/h
		Lauf 2:	00:03.942	00:01.784	00:22.306	146,00 km/h	00:46.640	118,53 km/h	01:14.672	97,87 km/h
		Lauf 3:	00:03.331	00:01.715	00:20.311	153,25 km/h	00:40.292	129,17 km/h	01:05.649	111,32 km/h
		Lauf 4:	00:03.285	00:01.712	00:20.065	153,56 km/h	00:39.627	129,22 km/h	01:04.689	112,97 km/h
10	11	LINDEN Leon	Dallara F304 Formel 3							
		Lauf 1:	00:03.372	00:01.588	00:20.726	160,28 km/h	00:41.719	133,77 km/h	01:07.405	108,42 km/h
		Lauf 2:	00:03.834	00:01.754	00:25.594	134,09 km/h	00:51.466	112,56 km/h	01:22.648	88,42 km/h
		Lauf 3:	00:03.283	00:01.578	00:20.568	162,36 km/h	00:40.755	133,52 km/h	01:06.184	110,42 km/h
		Lauf 4:	00:03.347	00:01.588	00:20.295	154,72 km/h	00:41.724	130,91 km/h	01:06.954	109,15 km/h

Sektorzeiten & Speeds - Rennen - Gruppe D/E2-SS

Rg.	Nr.		Sektor 1 (50m)	Sektor 2 (50-100m)	Sektor 3	Speed Trap	Sektor 4	Speed (Ziel)	Laufzeit	Speed (Lauf)
11	12	BRAQUET Roland		van Diemen Formula X						
		Lauf 1:	00:04.269	00:02.184	00:23.436	130,52 km/h	00:43.740	119,95 km/h	01:13.629	99,25 km/h
		Lauf 2:	00:04.299	00:01.897	00:23.768	138,88 km/h	00:46.096	121,10 km/h	01:16.060	96,08 km/h
		Lauf 3:	00:04.027	00:02.008	00:21.216	146,76 km/h	*	* km/h	A	* km/h
		Lauf 4:	*	*	*	* km/h	*	* km/h	*	* km/h