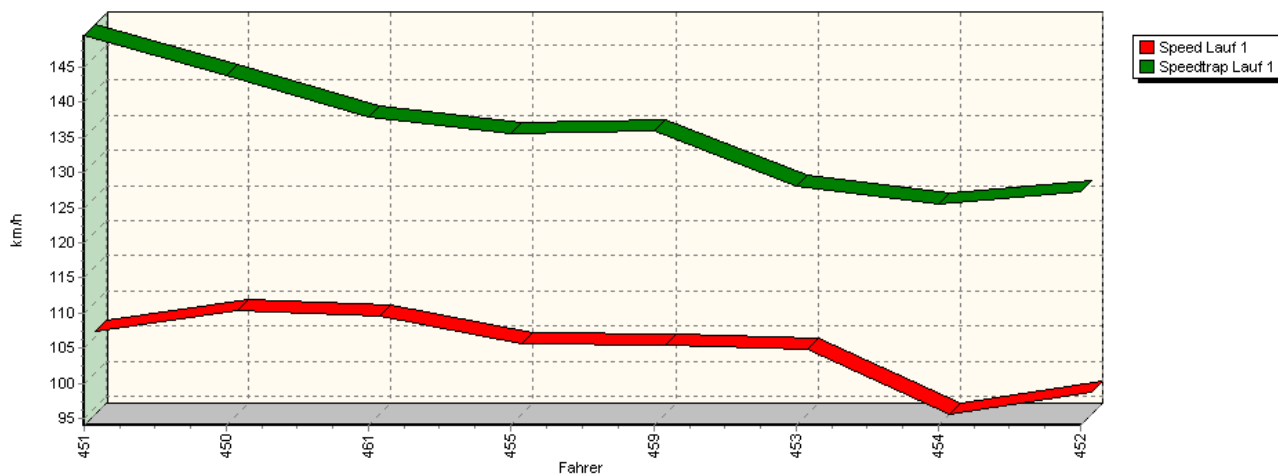
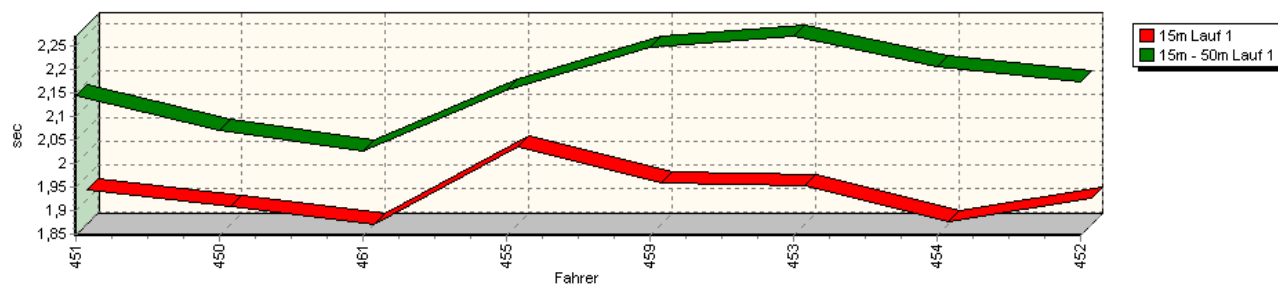


Sektorzeiten & Speeds - Gruppe H (DMSB, OSK) bis 1150 ccm - Klasse 15

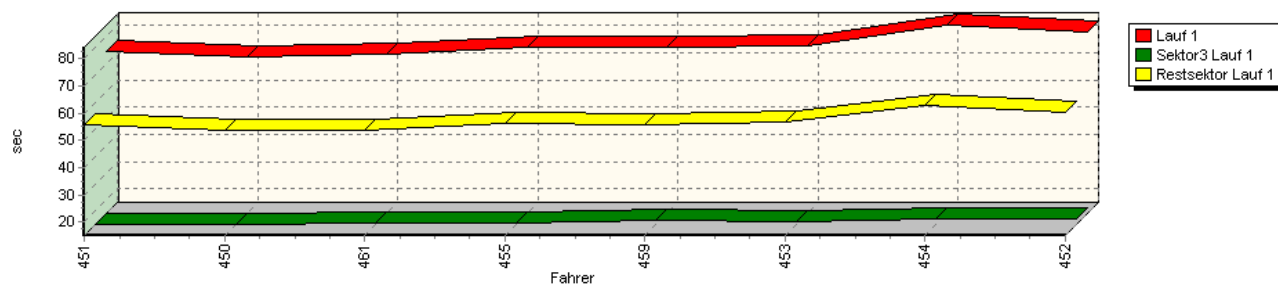
Speed-Diagramm Lauf 1



Sektor-Diagramm (Start) Lauf 1

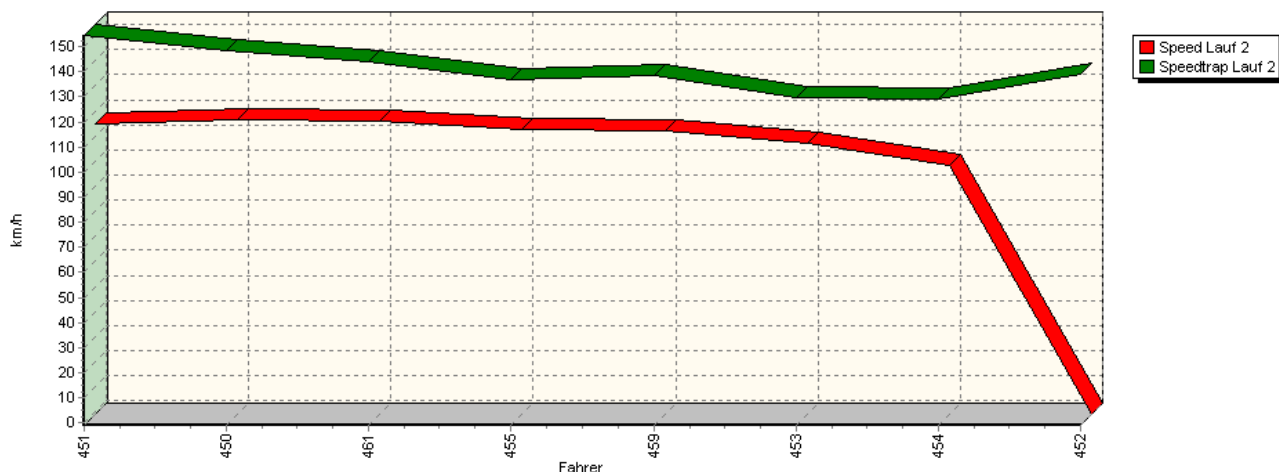


Sektor-Diagramm (Rest) Lauf 1

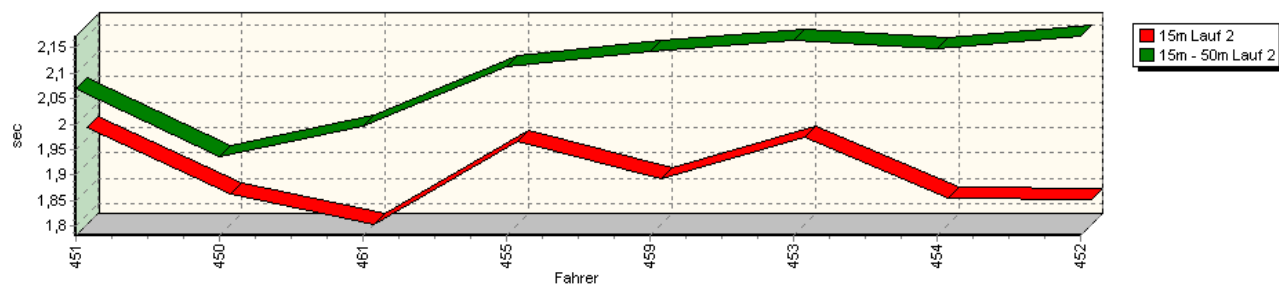


Sektorzeiten & Speeds - Gruppe H (DMSB, OSK) bis 1150 ccm - Klasse 15

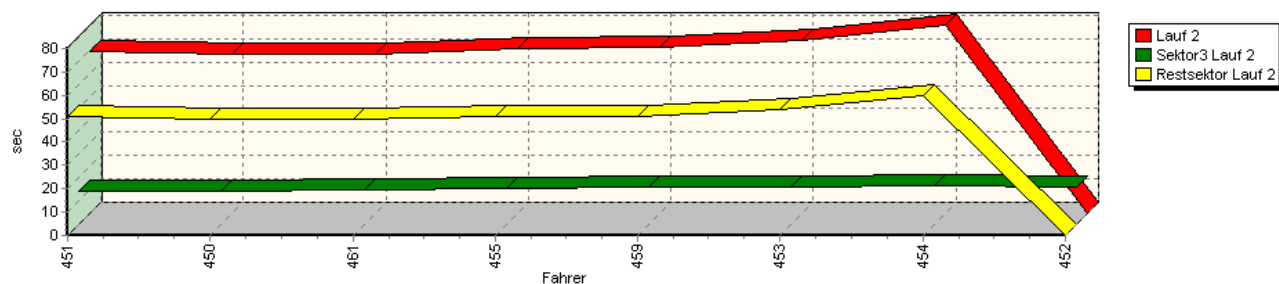
Speed-Diagramm Lauf 2



Sektor-Diagramm (Start) Lauf 2

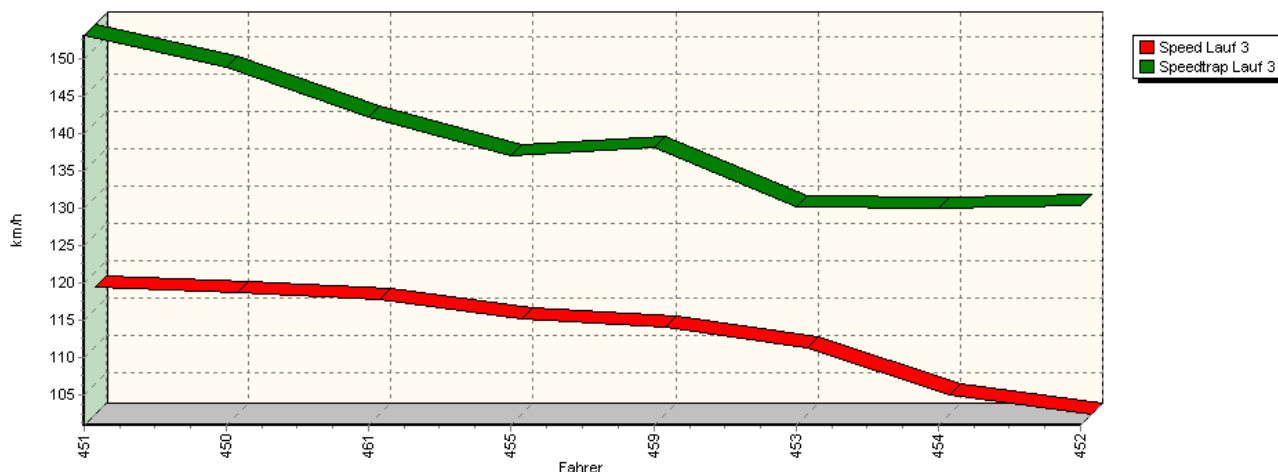


Sektor-Diagramm (Rest) Lauf 2

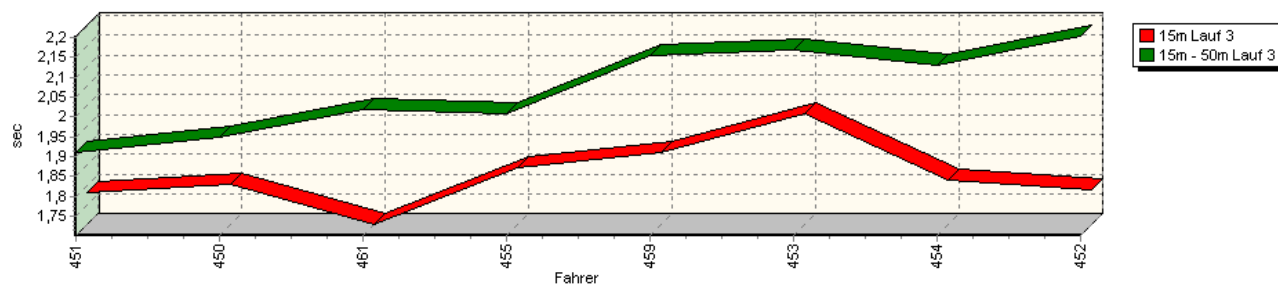


Sektorzeiten & Speeds - Gruppe H (DMSB, OSK) bis 1150 ccm - Klasse 15

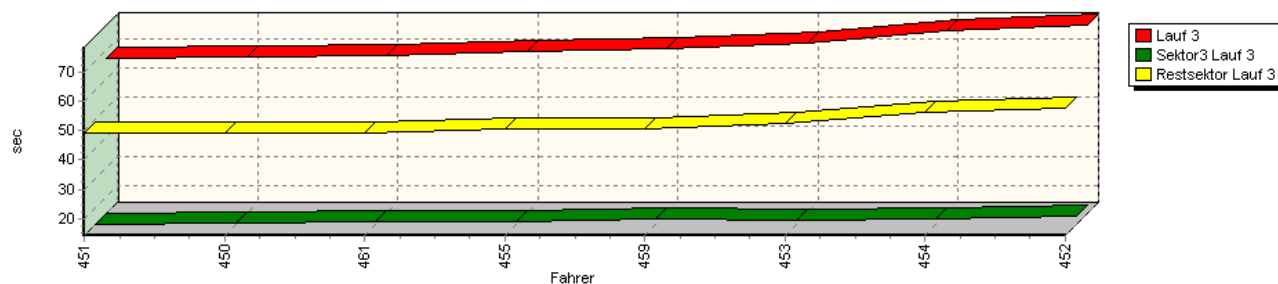
Speed-Diagramm Lauf 3



Sektor-Diagramm (Start) Lauf 3



Sektor-Diagramm (Rest) Lauf 3



Rg.	Nr.	Sektor 1 (15m)	Sektor 2 (15-50m)	Sektor 3	Speed Trap	Sektor 4	Laufzeit	Speed (Lauf)	
1	451	STELBERG Thomas		VW Schneider Polo 16V					
		Lauf 1:	00:01.922	00:02.145	00:14.979	149,52 km/h	00:55.724	01:14.770	105,92 km/h
		Lauf 2:	00:01.972	00:02.069	00:13.998	154,49 km/h	00:51.025	01:09.064	114,68 km/h
		Lauf 3:	00:01.781	00:01.909	00:14.212	153,16 km/h	00:49.177	01:07.079	118,07 km/h

Sektorzeiten & Speeds - Gruppe H (DMSB, OSK) bis 1150 ccm - Klasse 15

Rg.	Nr.		Sektor 1 (15m)	Sektor 2 (15-50m)	Sektor 3	Speed Trap	Sektor 4	Laufzeit	Speed (Lauf)
2	450	DEUTSCH Bernd		Schneider Audi 50 GL					
		Lauf 1:	00:01.884	00:02.072	00:15.077	143,84 km/h	00:53.724	01:12.757	108,86 km/h
		Lauf 2:	00:01.842	00:01.935	00:14.436	148,15 km/h	00:49.893	01:08.106	116,29 km/h
		Lauf 3:	00:01.801	00:01.950	00:14.591	148,84 km/h	00:49.133	01:07.475	117,38 km/h
3	461	HEßBERGER Jürgen		Fiat 127 Sport Martini Racing					
		Lauf 1:	00:01.847	00:02.028	00:15.720	137,91 km/h	00:53.805	01:13.400	107,90 km/h
		Lauf 2:	00:01.781	00:01.996	00:14.939	144,01 km/h	00:49.610	01:08.326	115,92 km/h
		Lauf 3:	00:01.701	00:02.018	00:15.092	142,23 km/h	00:49.256	01:08.067	116,36 km/h
4	455	EBERLE Jörg		Fiat 127 Sturm Keepsake					
		Lauf 1:	00:02.013	00:02.156	00:15.674	135,58 km/h	00:56.218	01:16.061	104,13 km/h
		Lauf 2:	00:01.943	00:02.113	00:15.360	136,78 km/h	00:50.909	01:10.325	112,62 km/h
		Lauf 3:	00:01.845	00:02.009	00:15.147	137,14 km/h	00:50.578	01:09.579	113,83 km/h
5	459	RICHTER Peter		VW Capricorn Polo					
		Lauf 1:	00:01.937	00:02.248	00:16.393	135,91 km/h	00:55.701	01:16.279	103,83 km/h
		Lauf 2:	00:01.872	00:02.142	00:15.849	138,30 km/h	00:50.998	01:10.861	111,77 km/h
		Lauf 3:	00:01.884	00:02.155	00:15.880	138,24 km/h	00:50.401	01:10.320	112,63 km/h
6	453	WERNER Uwe		Ford Fiesta RS 8V					
		Lauf 1:	00:01.930	00:02.272	00:16.014	128,14 km/h	00:56.495	01:16.711	103,25 km/h
		Lauf 2:	00:01.952	00:02.166	00:15.937	129,46 km/h	00:53.871	01:13.926	107,13 km/h
		Lauf 3:	00:01.981	00:02.168	00:15.703	130,22 km/h	00:52.216	01:12.068	109,90 km/h
7	454	RAUCH Rolf		Fiat 128 Coupé					
		Lauf 1:	00:01.852	00:02.206	00:17.141	125,42 km/h	01:03.042	01:24.241	94,02 km/h
		Lauf 2:	00:01.833	00:02.148	00:16.520	129,00 km/h	00:59.999	01:20.500	98,39 km/h
		Lauf 3:	00:01.813	00:02.130	00:16.102	130,02 km/h	00:56.395	01:16.440	103,61 km/h
8	452	DEUTSCH Stefanie		Schneider Audi 50					
		Lauf 1:	00:01.904	00:02.175	00:16.847	127,20 km/h	01:00.536	01:21.462	97,22 km/h
		Lauf 2:	00:01.829	00:02.173	00:15.869	139,28 km/h	*	A	* km/h
		Lauf 3:	00:01.789	00:02.203	00:17.002	130,37 km/h	00:57.407	01:18.401	101,02 km/h