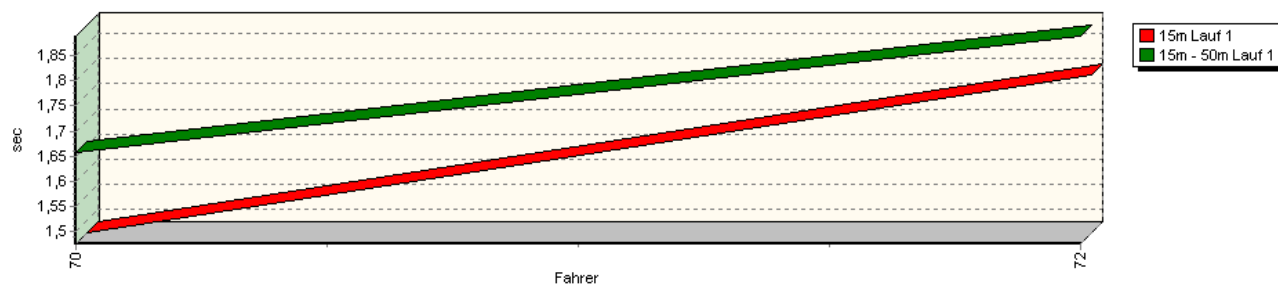


Sektorzeiten & Speeds - Gruppe CN, E2-SC, CSC (DMSB)

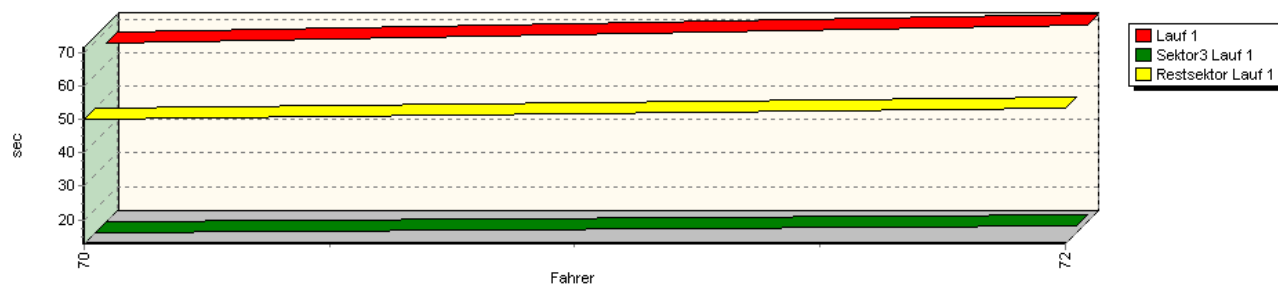
Speed-Diagramm Lauf 1



Sektor-Diagramm (Start) Lauf 1

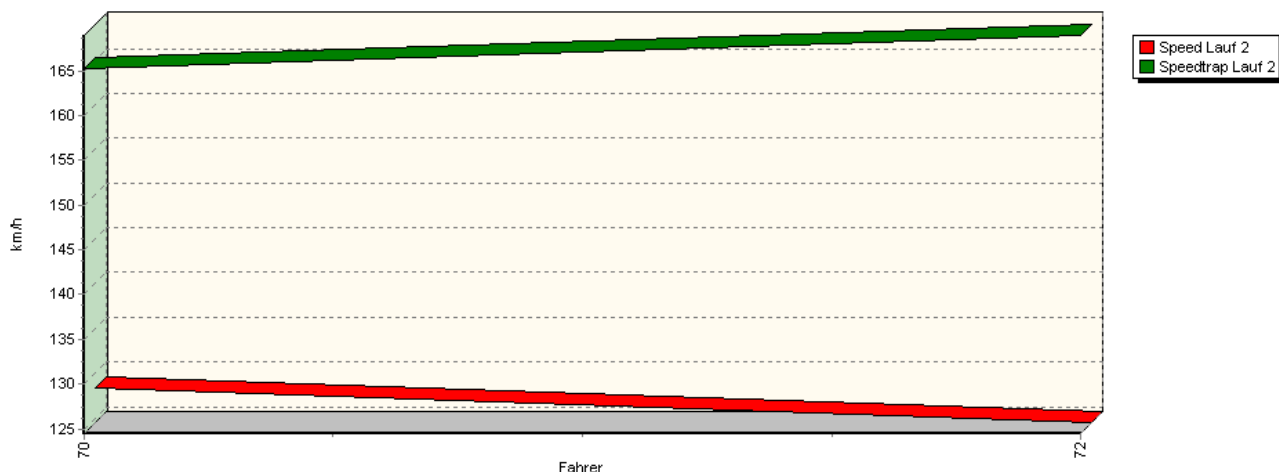


Sektor-Diagramm (Rest) Lauf 1

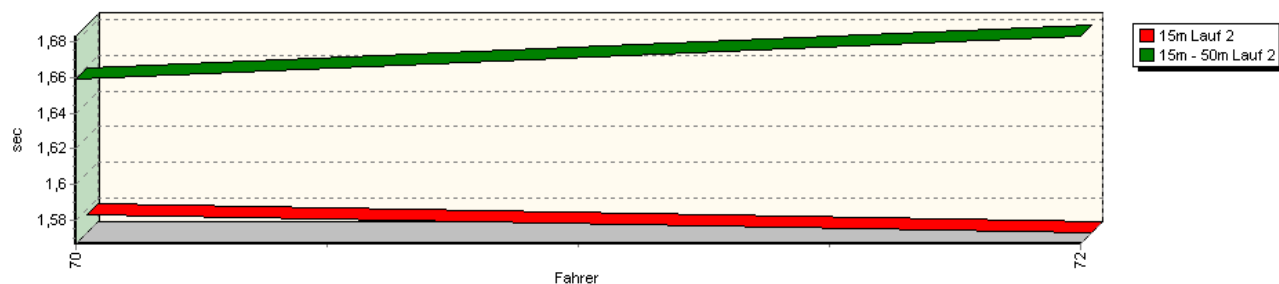


Sektorzeiten & Speeds - Gruppe CN, E2-SC, CSC (DMSB)

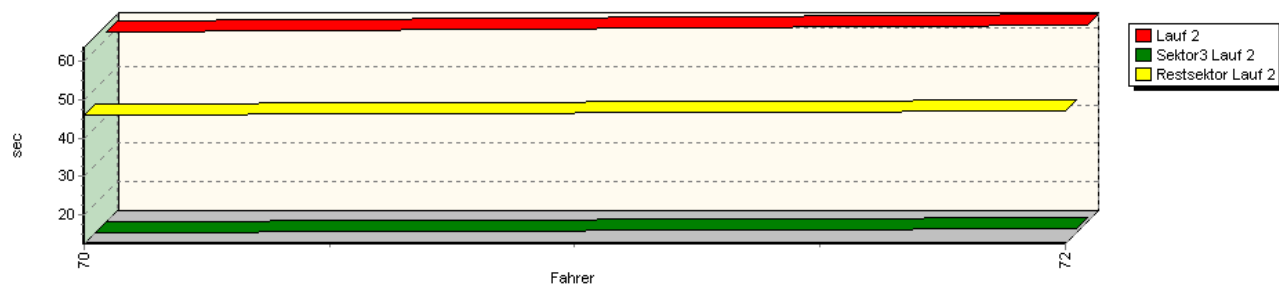
Speed-Diagramm Lauf 2



Sektor-Diagramm (Start) Lauf 2

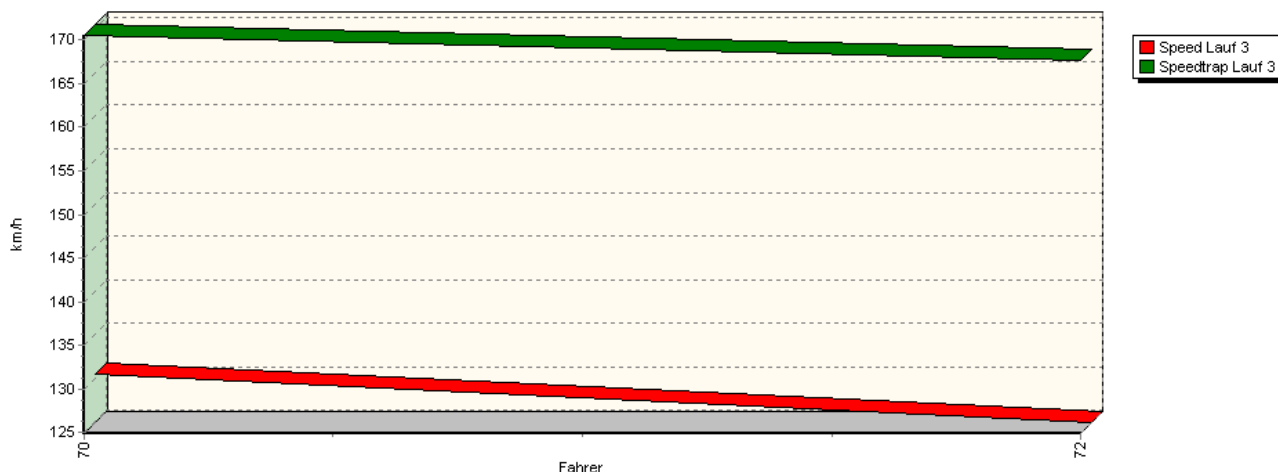


Sektor-Diagramm (Rest) Lauf 2

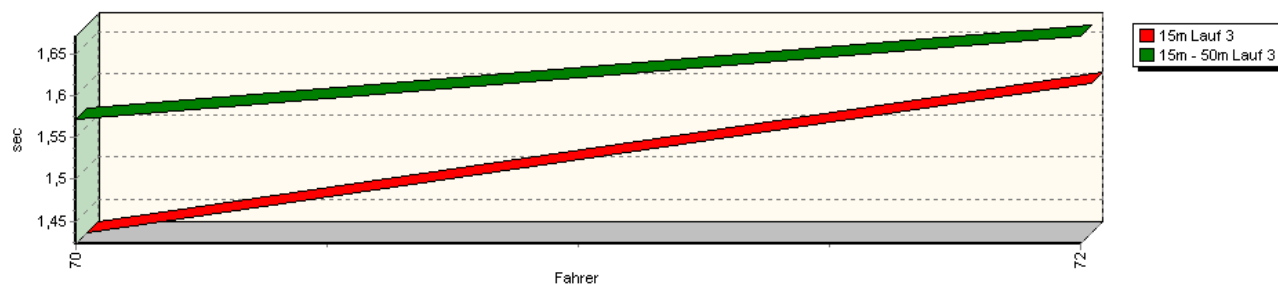


Sektorzeiten & Speeds - Gruppe CN, E2-SC, CSC (DMSB)

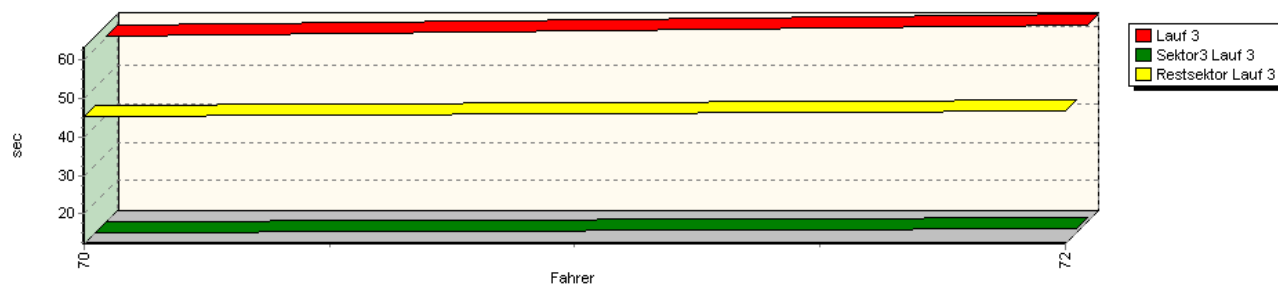
Speed-Diagramm Lauf 3



Sektor-Diagramm (Start) Lauf 3



Sektor-Diagramm (Rest) Lauf 3

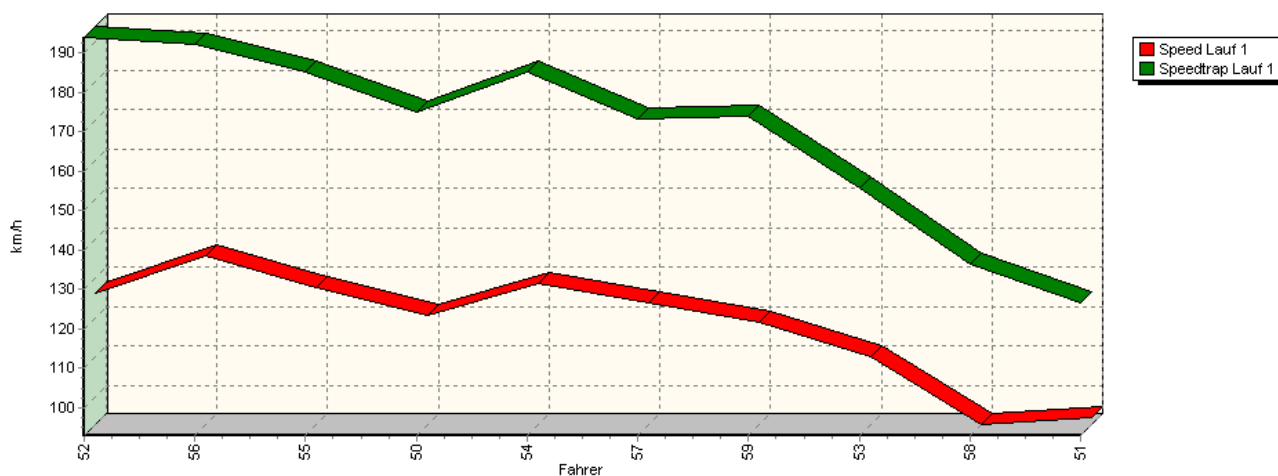


Rg.	Nr.	Sektor 1 (15m)	Sektor 2 (15-50m)	Sektor 3	Speed Trap	Sektor 4	Laufzeit	Speed (Lauf)	
1	70	D'ACRI Francesco		Elia ST 09					
		Lauf 1:	00:01.476	00:01.659	00:12.761	161,03 km/h	00:50.052	01:05.948	120,10 km/h
		Lauf 2:	00:01.577	00:01.659	00:12.447	165,24 km/h	00:46.044	01:01.727	128,31 km/h
		Lauf 3:	00:01.423	00:01.571	00:12.201	170,53 km/h	00:45.496	01:00.691	130,50 km/h

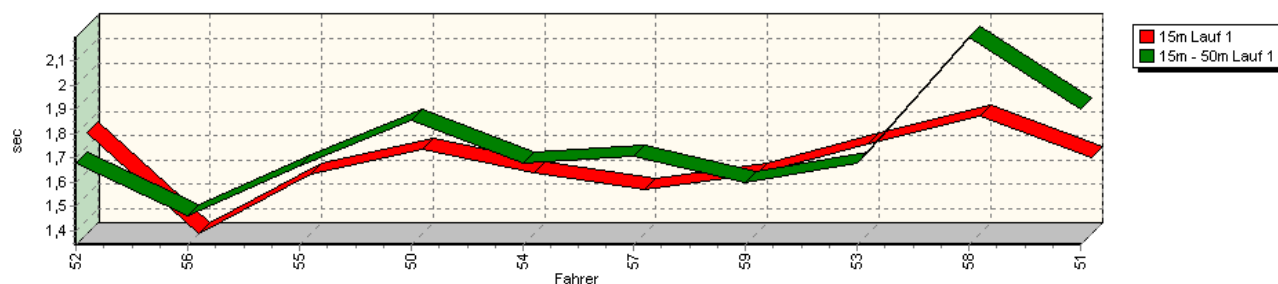
Sektorzeiten & Speeds - Gruppe CN, E2-SC, CSC (DMSB)

Rg.	Nr.		Sektor 1 (15m)	Sektor 2 (15-50m)	Sektor 3	Speed Trap	Sektor 4	Laufzeit	Speed (Lauf)
2	72	SVOBODA Jiri		Radical SR3					
		Lauf 1:	00:01.790	00:01.889	00:14.678	156,32 km/h	00:53.177	01:11.534	110,72 km/h
		Lauf 2:	00:01.567	00:01.683	00:13.510	168,95 km/h	00:46.869	01:03.629	124,47 km/h
		Lauf 3:	00:01.601	00:01.671	00:13.287	167,75 km/h	00:46.851	01:03.410	124,90 km/h

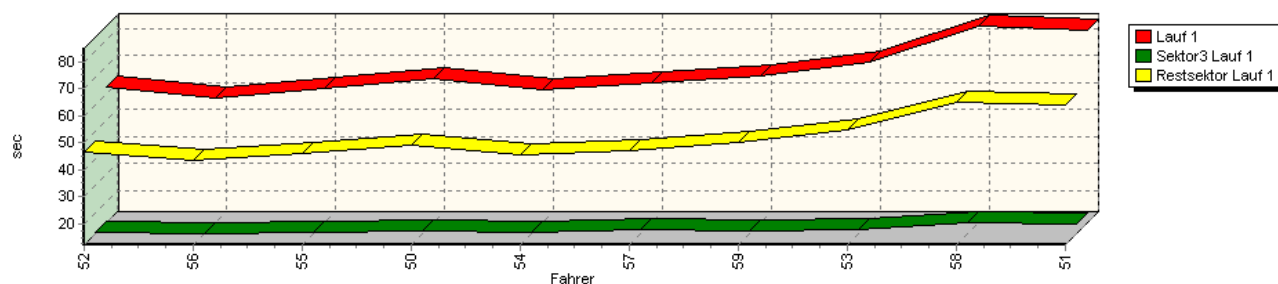
Speed-Diagramm Lauf 1



Sektor-Diagramm (Start) Lauf 1

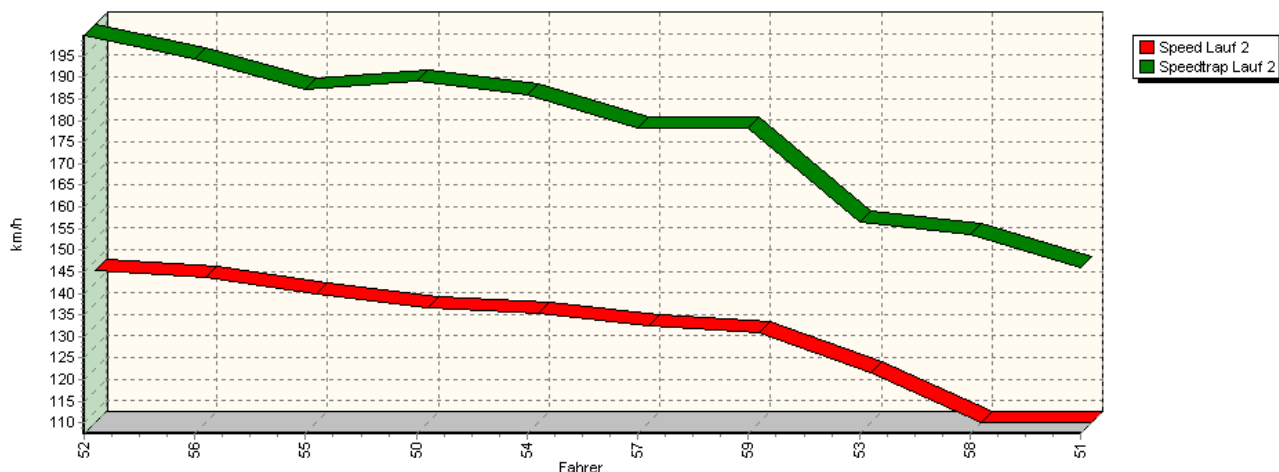


Sektor-Diagramm (Rest) Lauf 1

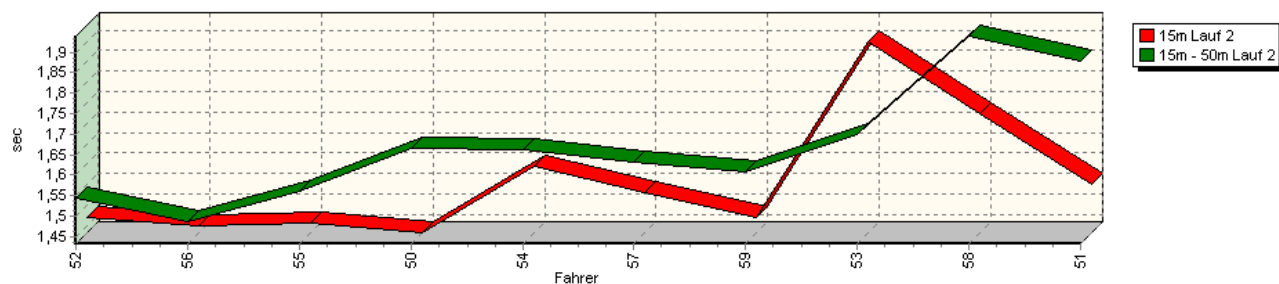


Sektorzeiten & Speeds - Gruppe CN, E2-SC, CSC (DMSB)

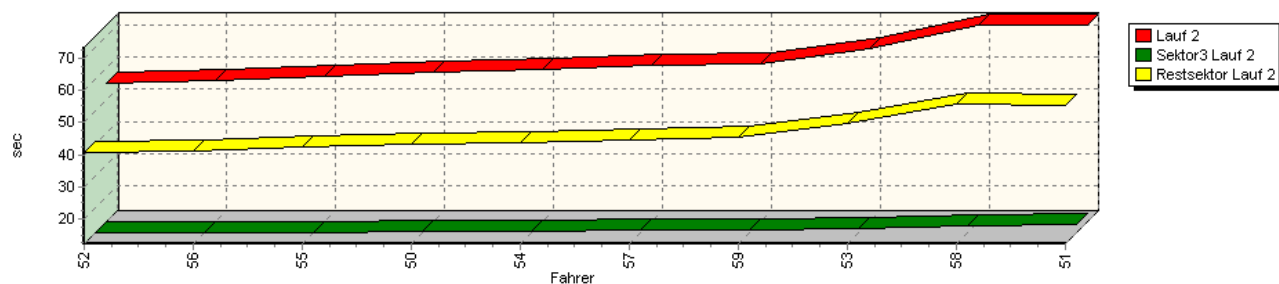
Speed-Diagramm Lauf 2



Sektor-Diagramm (Start) Lauf 2



Sektor-Diagramm (Rest) Lauf 2

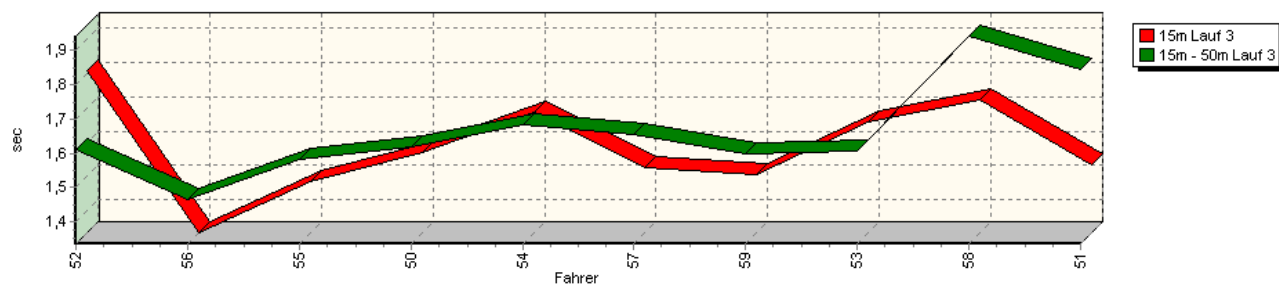


Sektorzeiten & Speeds - Gruppe CN, E2-SC, CSC (DMSB)

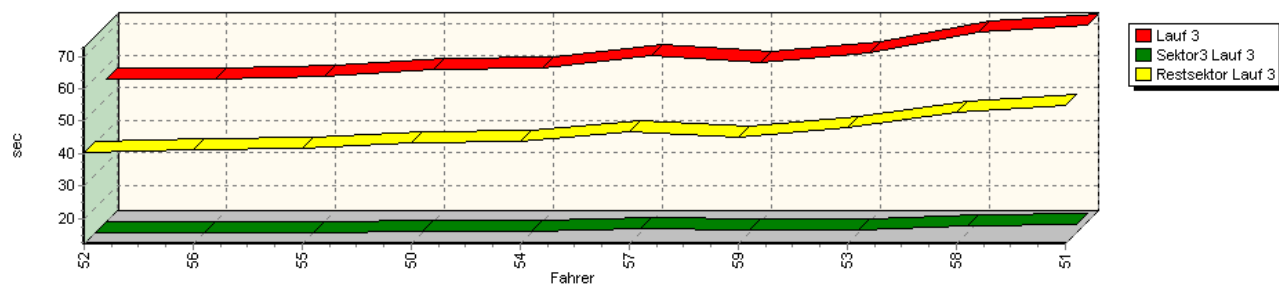
Speed-Diagramm Lauf 3



Sektor-Diagramm (Start) Lauf 3



Sektor-Diagramm (Rest) Lauf 3



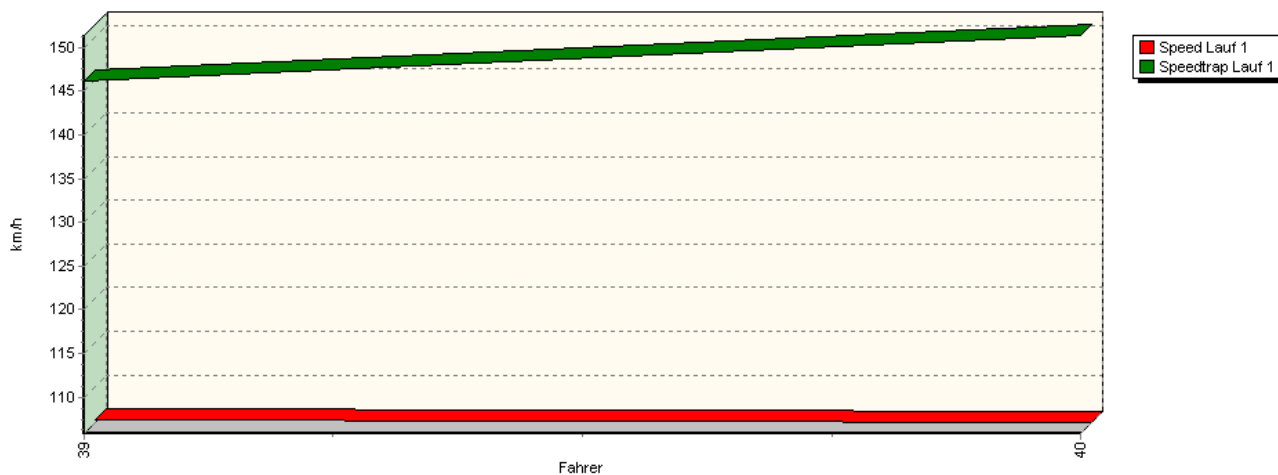
Rg.	Nr.	Sektor 1 (15m)	Sektor 2 (15-50m)	Sektor 3	Speed Trap	Sektor 4	Laufzeit	Speed (Lauf)	
1	52	OLBRICH Georg		Osella PA21/P					
		Lauf 1:	00:01.757	00:01.676	00:12.714	193,92 km/h	00:46.598	01:02.745	126,22 km/h
		Lauf 2:	00:01.470	00:01.546	00:12.022	199,72 km/h	00:40.495	00:55.533	142,62 km/h
		Lauf 3:	00:01.810	00:01.612	00:12.251	196,27 km/h	00:40.491	00:56.164	141,02 km/h

Sektorzeiten & Speeds - Gruppe CN, E2-SC, CSC (DMSB)

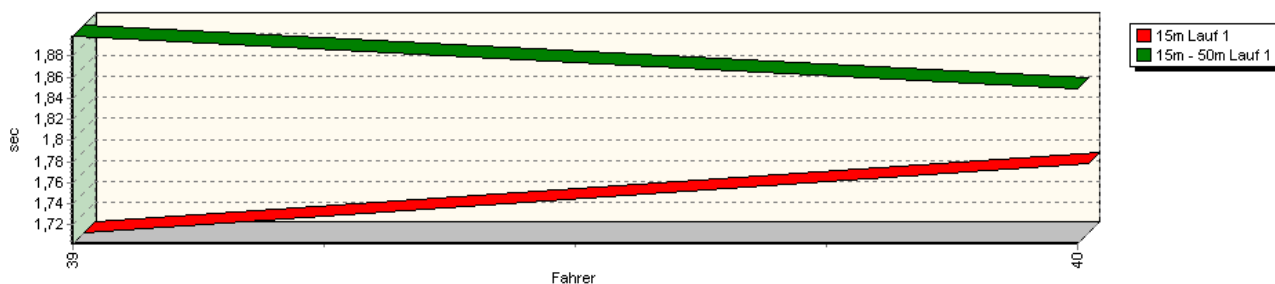
Rg.	Nr.		Sektor 1 (15m)	Sektor 2 (15-50m)	Sektor 3	Speed Trap	Sektor 4	Laufzeit	Speed (Lauf)
2	56	BLUM Mario		PRC Honda S4/LMP					
		Lauf 1:	00:01.341	00:01.463	00:12.081	192,23 km/h	00:43.488	00:58.373	135,68 km/h
		Lauf 2:	00:01.449	00:01.488	00:12.016	194,40 km/h	00:41.200	00:56.153	141,04 km/h
		Lauf 3:	00:01.335	00:01.466	00:12.148	193,44 km/h	00:41.167	00:56.116	141,13 km/h
3	55	PERONI Fabrizio		Lucchini Honda					
		Lauf 1:	00:01.586	00:01.667	00:12.524	185,01 km/h	00:46.171	01:01.948	127,85 km/h
		Lauf 2:	00:01.456	00:01.561	00:12.214	187,12 km/h	00:42.446	00:57.677	137,32 km/h
		Lauf 3:	00:01.486	00:01.581	00:12.257	186,26 km/h	00:41.835	00:57.159	138,56 km/h
4	50	ZERLA Adriano		Osella PA21					
		Lauf 1:	00:01.692	00:01.853	00:13.140	174,94 km/h	00:49.033	01:05.718	120,51 km/h
		Lauf 2:	00:01.433	00:01.665	00:12.512	189,01 km/h	00:43.477	00:59.087	134,04 km/h
		Lauf 3:	00:01.568	00:01.619	00:12.504	189,43 km/h	00:43.498	00:59.189	133,81 km/h
5	54	LETMADE Bernd		Norma 1120					
		Lauf 1:	00:01.591	00:01.680	00:12.563	185,02 km/h	00:45.642	01:01.476	128,83 km/h
		Lauf 2:	00:01.596	00:01.663	00:12.561	186,04 km/h	00:43.771	00:59.591	132,91 km/h
		Lauf 3:	00:01.686	00:01.684	00:12.553	184,27 km/h	00:43.775	00:59.698	132,67 km/h
6	57	AMANN Peter		PRC Honda S4					
		Lauf 1:	00:01.526	00:01.707	00:13.608	173,29 km/h	00:47.035	01:03.876	123,99 km/h
		Lauf 2:	00:01.530	00:01.632	00:12.982	178,14 km/h	00:44.741	01:00.885	130,08 km/h
		Lauf 3:	00:01.526	00:01.656	00:13.467	172,77 km/h	00:46.625	01:03.274	125,17 km/h
7	59	WOLPERT Uwe		UWR WFK 07					
		Lauf 1:	00:01.588	00:01.598	00:13.280	173,92 km/h	00:50.106	01:06.572	118,97 km/h
		Lauf 2:	00:01.469	00:01.610	00:13.000	178,22 km/h	00:45.599	01:01.678	128,41 km/h
		Lauf 3:	00:01.505	00:01.599	00:12.961	177,86 km/h	00:45.085	01:01.150	129,52 km/h
8	53	MAZZALAI Luca		Norma M20 F EVO					
		Lauf 1:	00:01.713	00:01.679	00:13.549	155,87 km/h	00:55.045	01:11.986	110,02 km/h
		Lauf 2:	00:01.898	00:01.701	00:13.203	156,43 km/h	00:49.660	01:06.462	119,17 km/h
		Lauf 3:	00:01.660	00:01.606	00:12.842	168,82 km/h	00:48.153	01:04.261	123,25 km/h
9	58	SIEBERT Gerhard		Osella PA18					
		Lauf 1:	00:01.829	00:02.198	00:16.186	136,60 km/h	01:04.951	01:25.164	93,00 km/h
		Lauf 2:	00:01.722	00:01.939	00:14.266	153,56 km/h	00:55.727	01:13.654	107,53 km/h
		Lauf 3:	00:01.724	00:01.942	00:14.459	156,85 km/h	00:52.686	01:10.811	111,85 km/h
10	51	BIGAZZI Giancarlo		Liger SS 51					
		Lauf 1:	00:01.655	00:01.901	00:15.853	126,79 km/h	01:04.074	01:23.483	94,87 km/h
		Lauf 2:	00:01.551	00:01.879	00:14.818	145,93 km/h	00:55.340	01:13.588	107,63 km/h
		Lauf 3:	00:01.534	00:01.843	00:14.698	139,50 km/h	00:54.784	01:12.859	108,70 km/h

Sektorzeiten & Speeds - Gruppe CN, E2-SC, CSC (DMSB)

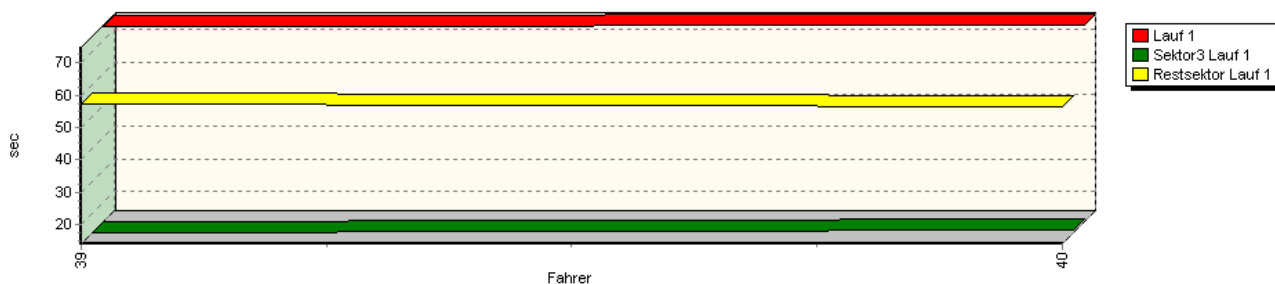
Speed-Diagramm Lauf 1



Sektor-Diagramm (Start) Lauf 1

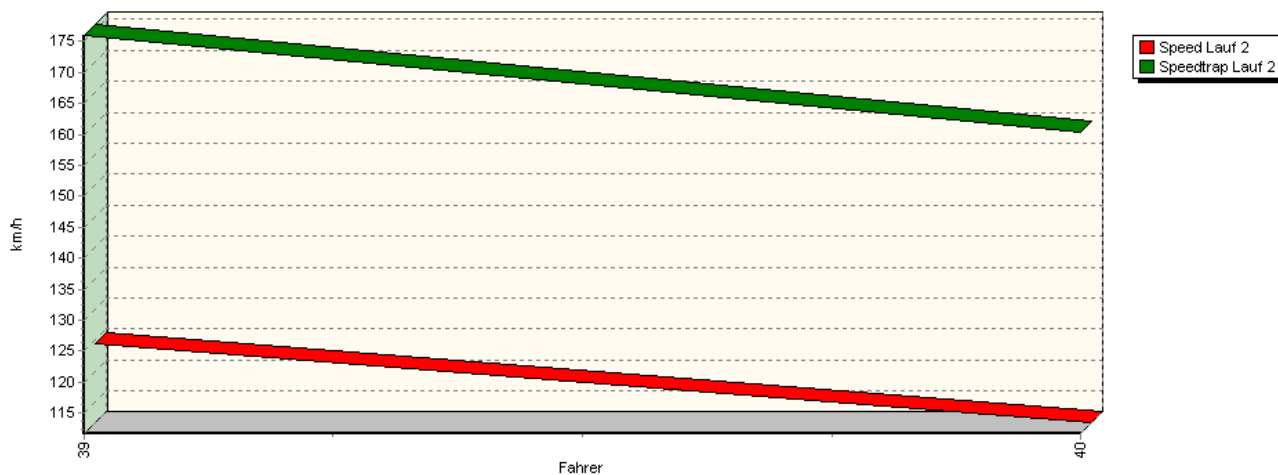


Sektor-Diagramm (Rest) Lauf 1

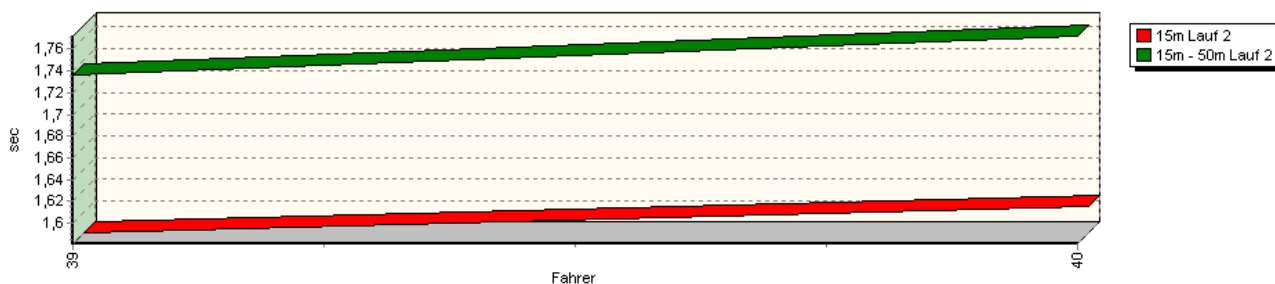


Sektorzeiten & Speeds - Gruppe CN, E2-SC, CSC (DMSB)

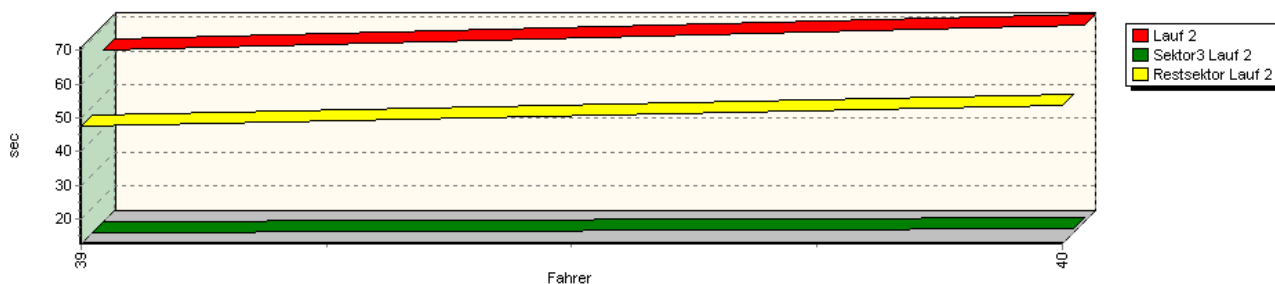
Speed-Diagramm Lauf 2



Sektor-Diagramm (Start) Lauf 2

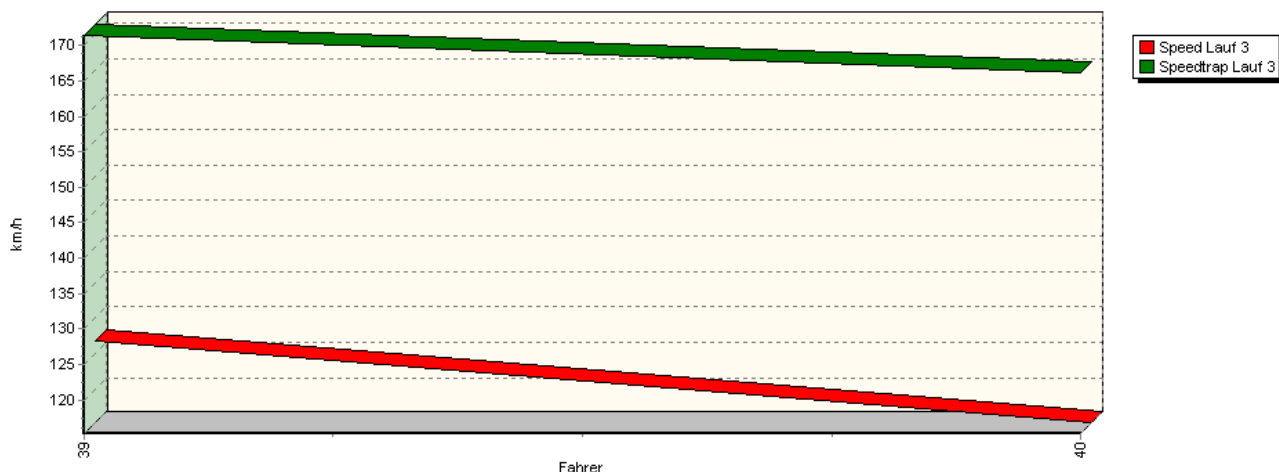


Sektor-Diagramm (Rest) Lauf 2

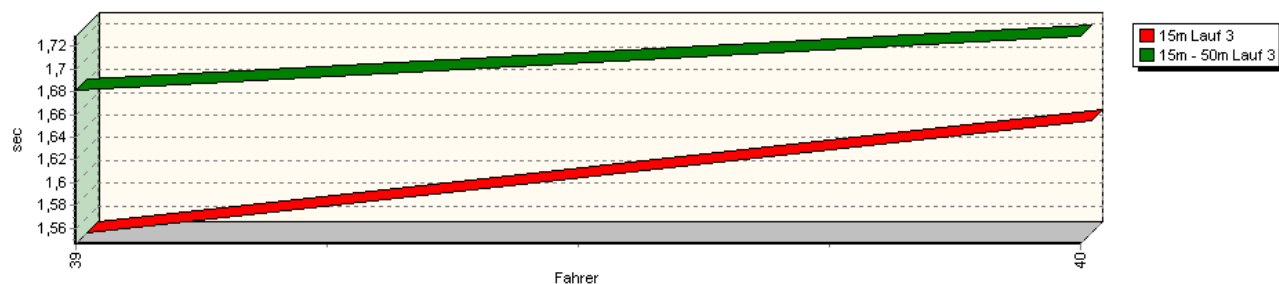


Sektorzeiten & Speeds - Gruppe CN, E2-SC, CSC (DMSB)

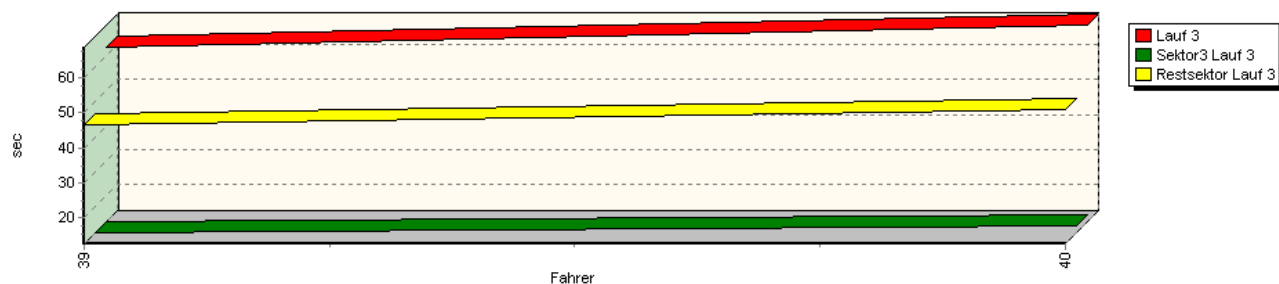
Speed-Diagramm Lauf 3



Sektor-Diagramm (Start) Lauf 3



Sektor-Diagramm (Rest) Lauf 3

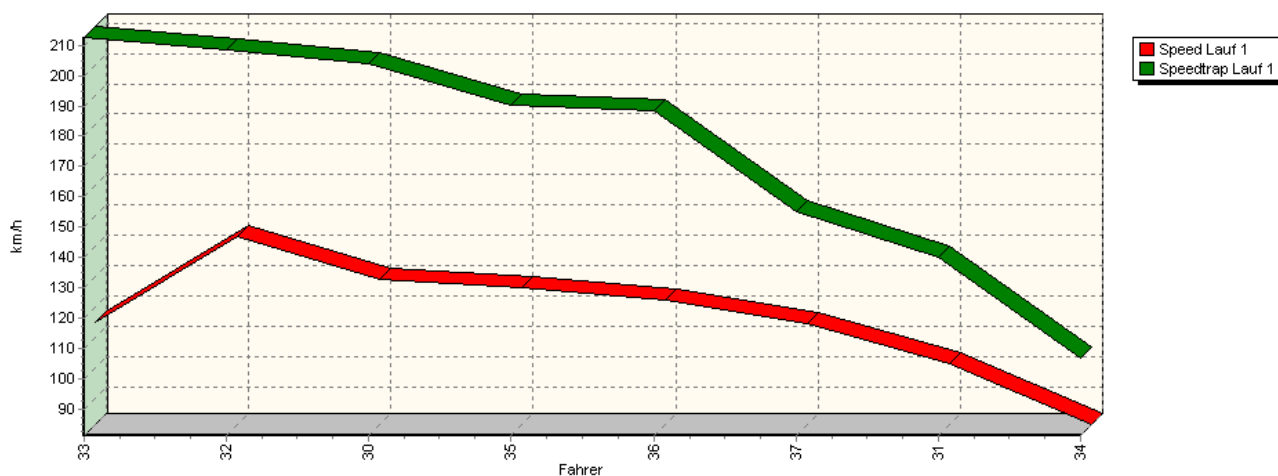


Rg.	Nr.	Sektor 1 (15m)	Sektor 2 (15-50m)	Sektor 3	Speed Trap	Sektor 4	Laufzeit	Speed (Lauf)	
1	39	BORMOLINI Luici		Osella PA9					
		Lauf 1:	00:01.702	00:01.899	00:13.921	146,16 km/h	00:57.052	01:14.574	106,20 km/h
		Lauf 2:	00:01.581	00:01.736	00:12.710	175,99 km/h	00:47.650	01:03.677	124,38 km/h
		Lauf 3:	00:01.546	00:01.681	00:12.561	171,40 km/h	00:46.648	01:02.436	126,85 km/h

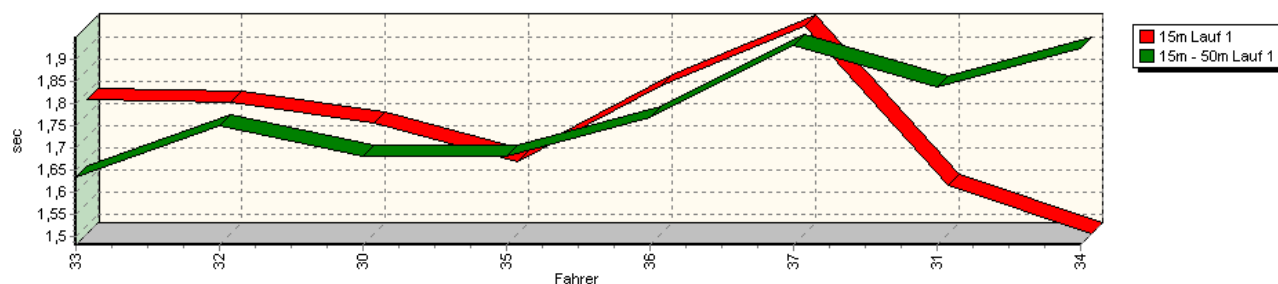
Sektorzeiten & Speeds - Gruppe CN, E2-SC, CSC (DMSB)

Rg.	Nr.		Sektor 1 (15m)	Sektor 2 (15-50m)	Sektor 3	Speed Trap	Sektor 4	Laufzeit	Speed (Lauf)
2	40	KAUFEL Uwe		PRC					
		Lauf 1:	00:01.768	00:01.849	00:14.862	151,36 km/h	00:56.346	01:14.825	105,85 km/h
		Lauf 2:	00:01.605	00:01.772	00:13.997	160,42 km/h	00:53.555	01:10.929	111,66 km/h
		Lauf 3:	00:01.645	00:01.729	00:14.419	166,22 km/h	00:50.911	01:08.704	115,28 km/h

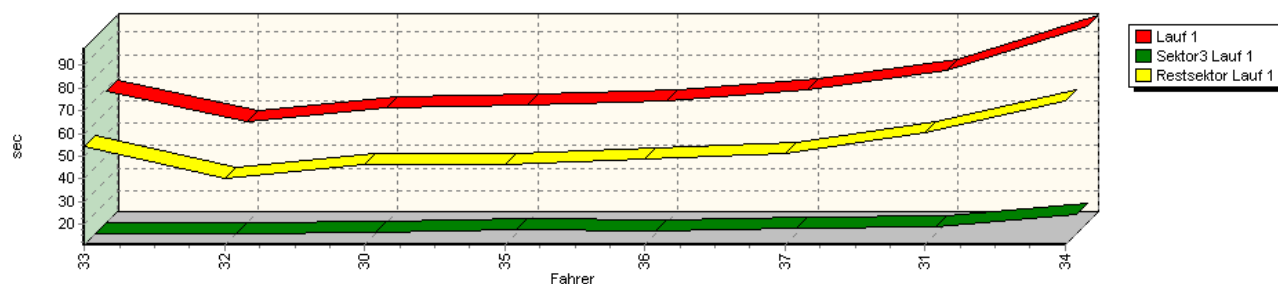
Speed-Diagramm Lauf 1



Sektor-Diagramm (Start) Lauf 1

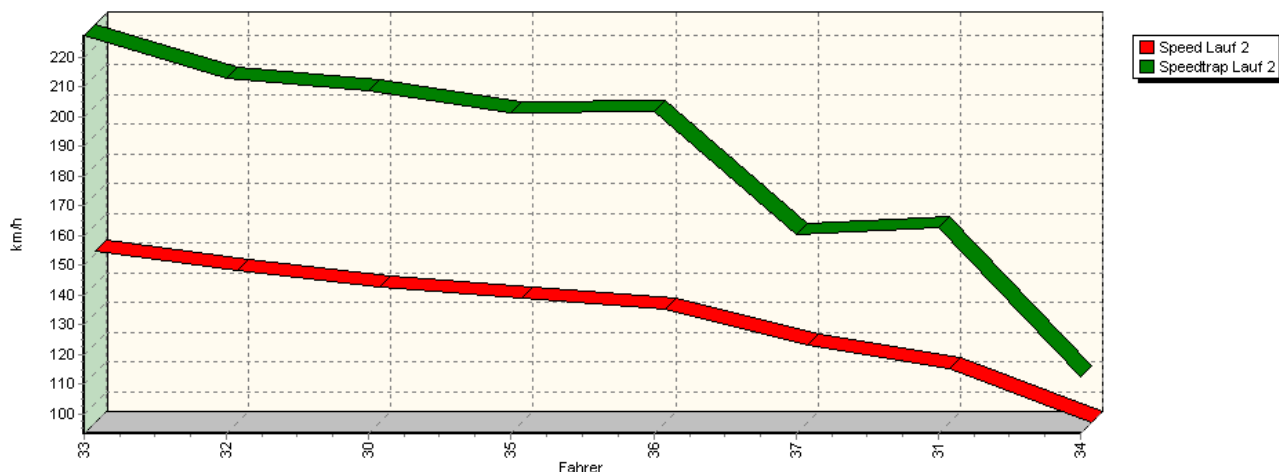


Sektor-Diagramm (Rest) Lauf 1

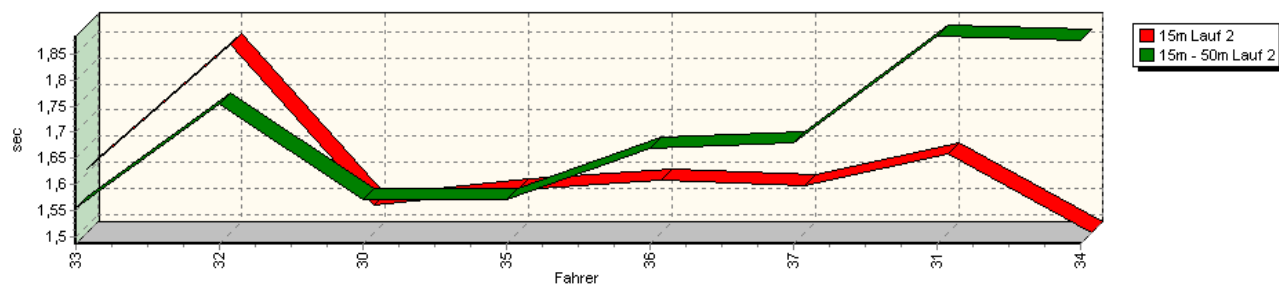


Sektorzeiten & Speeds - Gruppe CN, E2-SC, CSC (DMSB)

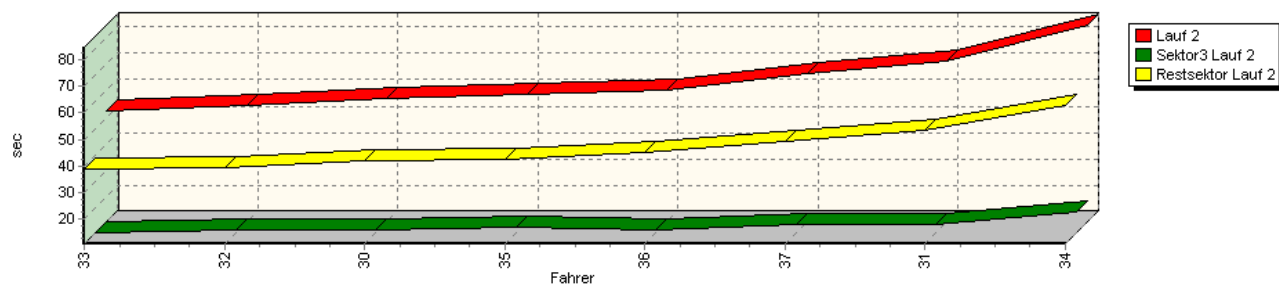
Speed-Diagramm Lauf 2



Sektor-Diagramm (Start) Lauf 2

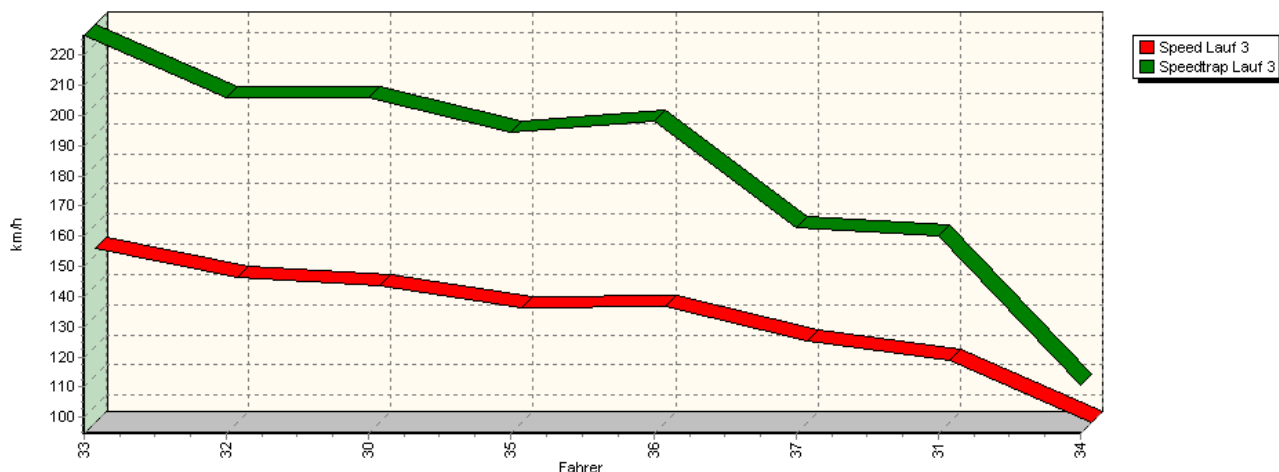


Sektor-Diagramm (Rest) Lauf 2

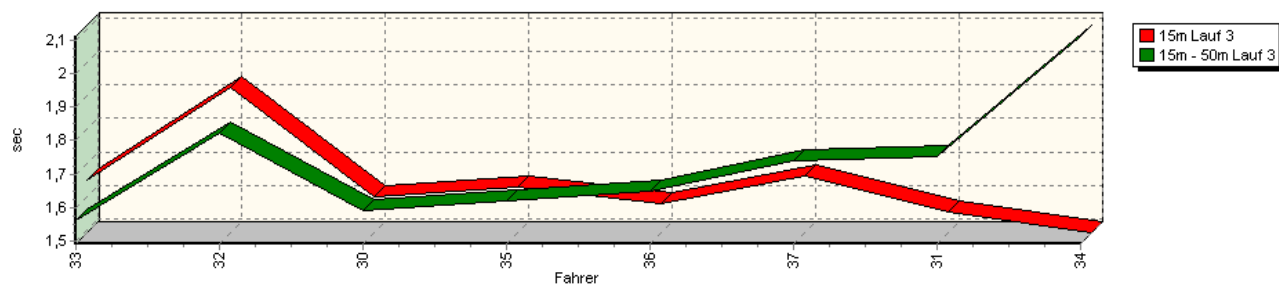


Sektorzeiten & Speeds - Gruppe CN, E2-SC, CSC (DMSB)

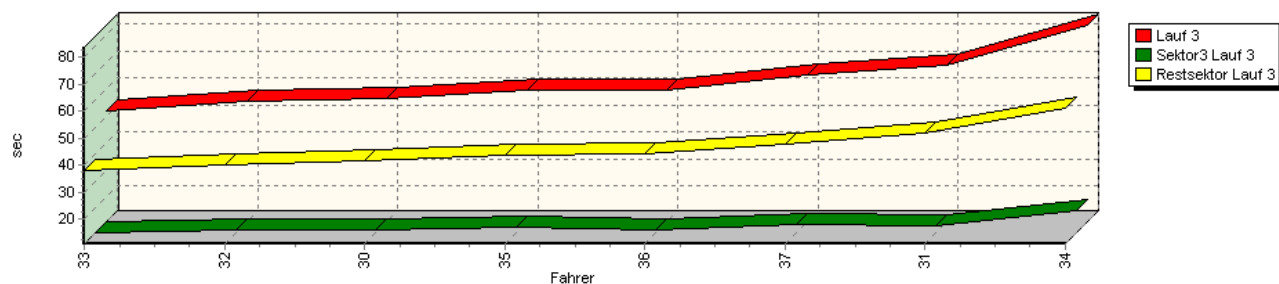
Speed-Diagramm Lauf 3



Sektor-Diagramm (Start) Lauf 3



Sektor-Diagramm (Rest) Lauf 3



Rg.	Nr.	Sektor 1 (15m)	Sektor 2 (15-50m)	Sektor 3	Speed Trap	Sektor 4	Laufzeit	Speed (Lauf)	
1	33	NEVERIL Dusan		Norma M20 FC-Judd					
		Lauf 1:	00:01.783	00:01.634	00:11.154	212,56 km/h	00:54.183	01:08.754	115,19 km/h
		Lauf 2:	00:01.608	00:01.555	00:10.603	227,21 km/h	00:38.601	00:52.367	151,24 km/h
		Lauf 3:	00:01.649	00:01.565	00:10.781	226,48 km/h	00:37.946	00:51.941	152,48 km/h

Sektorzeiten & Speeds - Gruppe CN, E2-SC, CSC (DMSB)

Rg.	Nr.		Sektor 1 (15m)	Sektor 2 (15-50m)	Sektor 3	Speed Trap	Sektor 4	Laufzeit	Speed (Lauf)
2	32	MÜLLER Urs		Osella PA30					
		Lauf 1:	00:01.778	00:01.751	00:11.454	208,48 km/h	00:40.210	00:55.193	143,50 km/h
		Lauf 2:	00:01.848	00:01.754	00:11.623	212,86 km/h	00:39.495	00:54.720	144,74 km/h
		Lauf 3:	00:01.924	00:01.822	00:11.749	205,84 km/h	00:39.996	00:55.491	142,73 km/h
3	30	LANG Uwe		Osella PA20/S EVO					
		Lauf 1:	00:01.731	00:01.681	00:11.804	204,01 km/h	00:46.061	01:01.277	129,25 km/h
		Lauf 2:	00:01.538	00:01.572	00:11.801	208,70 km/h	00:42.181	00:57.092	138,72 km/h
		Lauf 3:	00:01.602	00:01.593	00:11.632	205,87 km/h	00:41.758	00:56.585	139,96 km/h
4	35	ÖPPINGER Erich		Osella PA16					
		Lauf 1:	00:01.643	00:01.681	00:12.702	190,34 km/h	00:46.569	01:02.595	126,53 km/h
		Lauf 2:	00:01.569	00:01.570	00:12.705	201,14 km/h	00:42.695	00:58.539	135,29 km/h
		Lauf 3:	00:01.627	00:01.620	00:12.959	194,34 km/h	00:43.525	00:59.731	132,60 km/h
5	36	GEBHARD Dino		Osella PA20/S					
		Lauf 1:	00:01.816	00:01.769	00:12.543	188,31 km/h	00:48.624	01:04.752	122,31 km/h
		Lauf 2:	00:01.586	00:01.669	00:11.833	201,57 km/h	00:45.070	01:00.158	131,65 km/h
		Lauf 3:	00:01.581	00:01.649	00:11.920	197,97 km/h	00:44.328	00:59.478	133,16 km/h
6	37	TERSCHL Wolfgang		Prospert 3000					
		Lauf 1:	00:01.950	00:01.931	00:13.857	155,07 km/h	00:51.447	01:09.185	114,47 km/h
		Lauf 2:	00:01.576	00:01.681	00:13.658	160,33 km/h	00:49.480	01:06.395	119,28 km/h
		Lauf 3:	00:01.661	00:01.742	00:13.719	163,03 km/h	00:47.906	01:05.028	121,79 km/h
7	31	DE LUCA Antonio		Osella PA20/S					
		Lauf 1:	00:01.591	00:01.836	00:14.086	140,26 km/h	01:00.561	01:18.074	101,44 km/h
		Lauf 2:	00:01.637	00:01.884	00:13.766	162,51 km/h	00:53.697	01:10.984	111,57 km/h
		Lauf 3:	00:01.555	00:01.751	00:13.393	159,89 km/h	00:52.003	01:08.702	115,28 km/h
8	34	AL FANO Luigi		CMS CN 4					
		Lauf 1:	00:01.481	00:01.926	00:19.433	106,73 km/h	01:14.505	01:37.345	81,36 km/h
		Lauf 2:	00:01.486	00:01.875	00:18.413	112,57 km/h	01:03.006	01:24.780	93,42 km/h
		Lauf 3:	00:01.493	00:02.111	00:18.796	110,63 km/h	01:01.306	01:23.706	94,62 km/h