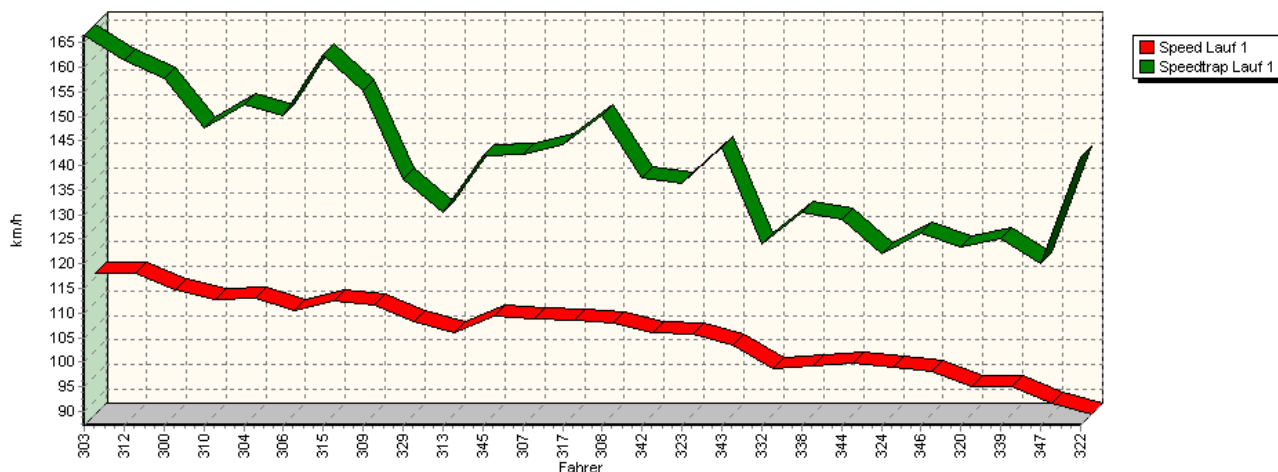
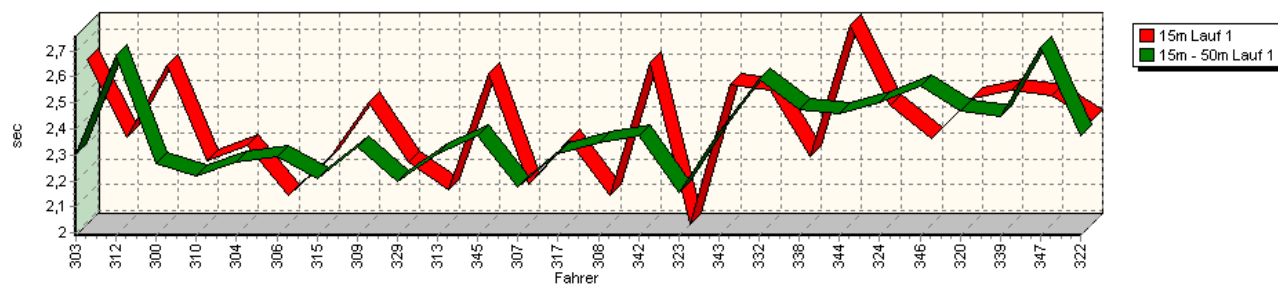


## Sektorzeiten & Speeds - Gruppe H (DMSB, OSK) bis 2000 ccm - Klasse 19

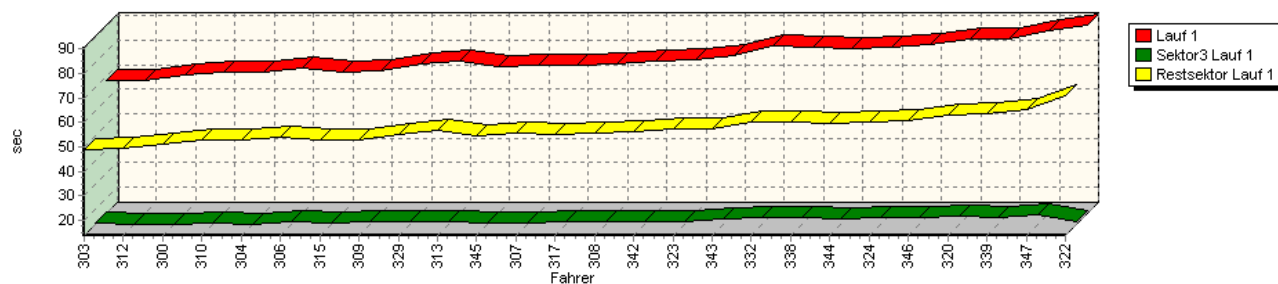
Speed-Diagramm Lauf 1



Sektor-Diagramm (Start) Lauf 1

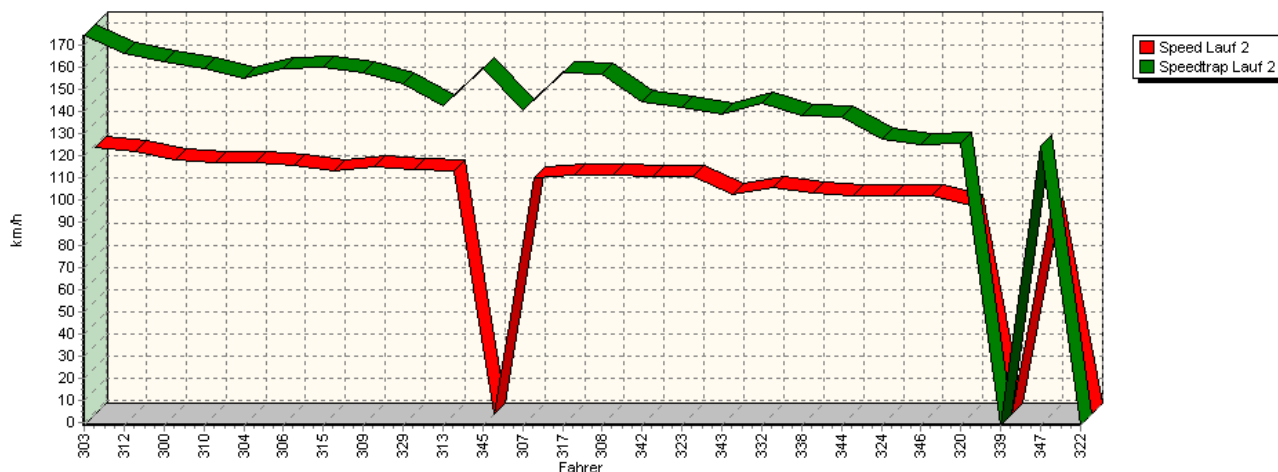


Sektor-Diagramm (Rest) Lauf 1

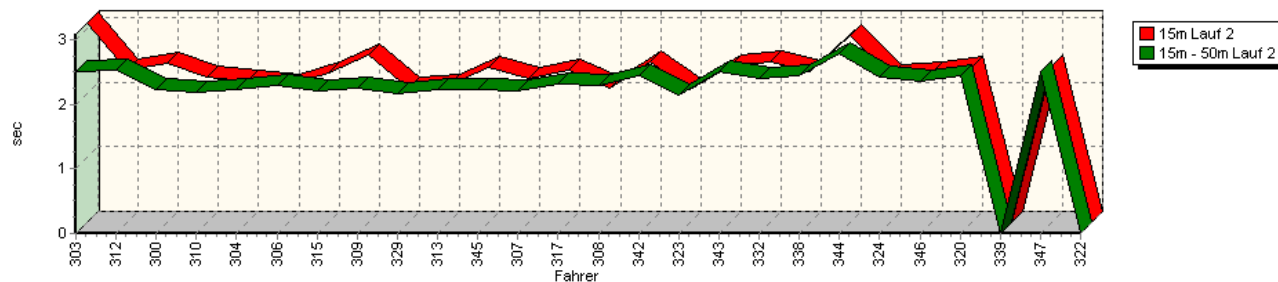


## Sektorzeiten & Speeds - Gruppe H (DMSB, OSK) bis 2000 ccm - Klasse 19

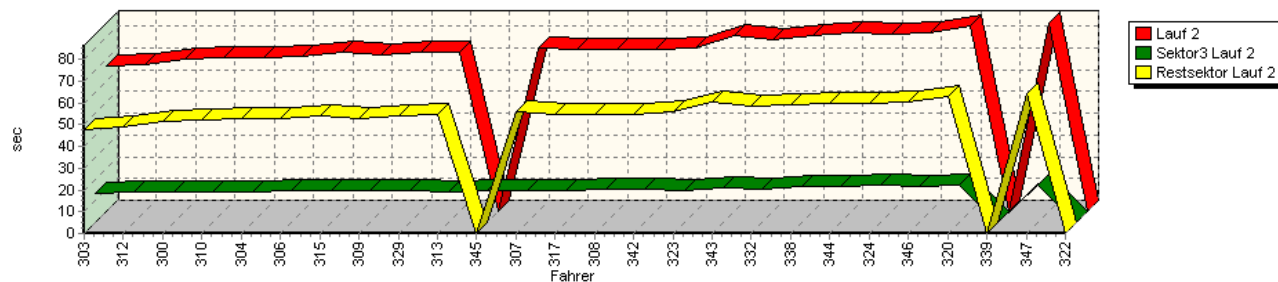
Speed-Diagramm Lauf 2



Sektor-Diagramm (Start) Lauf 2



Sektor-Diagramm (Rest) Lauf 2



Rg.	Nr.	Sektor 1 (15m)	Sektor 2 (15-50m)	Sektor 3	Speed Trap	Sektor 4	Laufzeit	Speed (Lauf)	
1	303	<b>WEIDINGER Jörg</b>		BMW 320i STW					
		Lauf 1:	00:02.621	00:02.305	00:14.188	166,46 km/h	00:49.198	01:08.312	115,94 km/h
		Lauf 2:	00:03.089	00:02.513	00:13.618	174,06 km/h	00:47.383	01:06.603	118,91 km/h
2	312	<b>HOVEMANN Holger</b>		Opel Risse Kadett 16V					
		Lauf 1:	00:02.326	00:02.680	00:13.984	161,45 km/h	00:49.359	01:08.349	115,88 km/h
		Lauf 2:	00:02.352	00:02.526	00:13.863	165,95 km/h	00:48.844	01:07.585	117,18 km/h

## Sektorzeiten & Speeds - Gruppe H (DMSB, OSK) bis 2000 ccm - Klasse 19

Rg.	Nr.	Sektor 1 (15m)	Sektor 2 (15-50m)	Sektor 3	Speed Trap	Sektor 4	Laufzeit	Speed (Lauf)
3	300	<b>ELLER Hans-Peter</b>		VW Minichberger Scirocco				
		Lauf 1:	00:02.603	00:02.266	00:14.067	157,66 km/h	00:51.431	01:10.367 112,55 km/h
		Lauf 2:	00:02.461	00:02.223	00:13.832	162,25 km/h	00:51.262	01:09.778 113,50 km/h
4	310	<b>SONDERBAUER Roman</b>		Opel Risse Kadett C 16V				
		Lauf 1:	00:02.237	00:02.222	00:14.281	147,49 km/h	00:52.890	01:11.630 110,57 km/h
		Lauf 2:	00:02.254	00:02.181	00:13.859	158,89 km/h	00:52.303	01:10.597 112,19 km/h
5	304	<b>WIEBE Björn</b>		Renault Clio Williams BWR				
		Lauf 1:	00:02.293	00:02.274	00:13.869	152,34 km/h	00:53.040	01:11.476 110,81 km/h
		Lauf 2:	00:02.196	00:02.232	00:13.777	154,74 km/h	00:52.474	01:10.679 112,06 km/h
6	306	<b>WIMMER Norbert</b>		BMW 2002 8V				
		Lauf 1:	00:02.101	00:02.295	00:14.799	150,13 km/h	00:54.030	01:13.225 108,16 km/h
		Lauf 2:	00:02.133	00:02.288	00:14.492	159,33 km/h	00:52.571	01:11.484 110,79 km/h
7	315	<b>ORTH Patrick</b>		BMW E30 320is				
		Lauf 1:	00:02.240	00:02.207	00:14.291	162,58 km/h	00:53.052	01:11.790 110,32 km/h
		Lauf 2:	00:02.324	00:02.200	00:14.723	159,49 km/h	00:53.863	01:13.110 +15s 108,33 km/h
8	309	<b>RAUCH Michael</b>		Opel Briegel Kadett C 8V				
		Lauf 1:	00:02.456	00:02.330	00:14.765	155,32 km/h	00:52.884	01:12.435 109,34 km/h
		Lauf 2:	00:02.592	00:02.243	00:14.537	157,20 km/h	00:52.658	01:12.030 109,95 km/h
9	329	<b>EHRLE Bernd</b>		Opel Kadett C 8V				
		Lauf 1:	00:02.231	00:02.199	00:15.133	137,35 km/h	00:55.221	01:14.784 105,91 km/h
		Lauf 2:	00:02.085	00:02.159	00:14.803	152,25 km/h	00:53.895	01:12.942 108,58 km/h
10	313	<b>KROLL Ralf</b>		VW Lehmann Golf 16V				
		Lauf 1:	00:02.126	00:02.303	00:14.804	130,56 km/h	00:57.019	01:16.252 103,87 km/h
		Lauf 2:	00:02.132	00:02.232	00:14.282	142,62 km/h	00:54.681	01:13.327 108,01 km/h
11	345	<b>PAULICK Ralph</b>		VW Golf I				
		Lauf 1:	00:02.568	00:02.373	00:14.606	142,10 km/h	00:54.460	01:14.007 107,02 km/h
		Lauf 2:	00:02.411	00:02.232	00:14.331	159,33 km/h	*	A * km/h
12	307	<b>SCHMITT Sebastian</b>		Opel Kadett C 16V EVO 2				
		Lauf 1:	00:02.143	00:02.175	00:14.370	142,21 km/h	00:55.543	01:14.231 106,69 km/h
		Lauf 2:	00:02.241	00:02.207	00:14.492	140,34 km/h	00:56.195	01:15.135 105,41 km/h
13	317	<b>REICH Markus</b>		VW Golf II 16V				
		Lauf 1:	00:02.314	00:02.307	00:14.988	144,36 km/h	00:54.970	01:14.579 106,20 km/h
		Lauf 2:	00:02.357	00:02.308	00:14.758	157,05 km/h	00:54.825	01:14.248 106,67 km/h
14	308	<b>WEISS Werner</b>		Ford Escort Zakspeed BDA				
		Lauf 1:	00:02.105	00:02.345	00:14.881	150,18 km/h	00:55.516	01:14.847 105,82 km/h
		Lauf 2:	00:02.084	00:02.289	00:15.147	156,93 km/h	00:54.998	01:14.518 106,28 km/h
15	342	<b>DÜMLER Christian</b>		VW Golf				
		Lauf 1:	00:02.612	00:02.375	00:15.220	137,38 km/h	00:56.049	01:16.256 103,86 km/h
		Lauf 2:	00:02.490	00:02.453	00:15.081	144,49 km/h	00:54.634	01:14.658 106,08 km/h
16	323	<b>FLIK Beatrice</b>		Renault Mégane Cup				
		Lauf 1:	00:01.991	00:02.154	00:14.852	136,31 km/h	00:57.528	01:16.525 103,50 km/h
		Lauf 2:	00:02.056	00:02.144	00:14.615	141,91 km/h	00:56.009	01:14.824 105,85 km/h
17	343	<b>OCHSNER Jürg</b>		Opel Kadett C				
		Lauf 1:	00:02.528	00:02.390	00:15.975	143,59 km/h	00:57.349	01:18.242 101,22 km/h
		Lauf 2:	00:02.425	00:02.504	00:15.728	138,67 km/h	01:00.335	01:20.992 97,79 km/h
18	332	<b>KONSTANZER Alexander</b>		Opel Kadett C Coupé 8V				
		Lauf 1:	00:02.505	00:02.590	00:16.763	123,89 km/h	01:00.248	01:22.106 96,46 km/h
		Lauf 2:	00:02.479	00:02.396	00:15.437	143,81 km/h	00:58.486	01:18.798 100,51 km/h

## Sektorzeiten & Speeds - Gruppe H (DMSB, OSK) bis 2000 ccm - Klasse 19

Rg.	Nr.		Sektor 1 (15m)	Sektor 2 (15-50m)	Sektor 3	Speed Trap	Sektor 4	Laufzeit	Speed (Lauf)
19	338	<b>BLÄSIUS Manfred</b>		BMW E21 320i					
		Lauf 1:	00:02.252	00:02.472	00:16.848	130,55 km/h	01:00.015	01:21.587	97,07 km/h
		Lauf 2:	00:02.348	00:02.444	00:16.581	138,09 km/h	00:59.118	01:20.491	98,40 km/h
20	344	<b>EHRBAR Rolf</b>		Opel Kadett C					
		Lauf 1:	00:02.756	00:02.456	00:16.335	129,20 km/h	00:59.704	01:21.251	97,48 km/h
		Lauf 2:	00:02.897	00:02.791	00:16.264	137,42 km/h	00:59.848	01:21.800	96,82 km/h
21	324	<b>ALT Holger</b>		Ford Escort RS 2000 16V					
		Lauf 1:	00:02.449	00:02.500	00:16.803	122,02 km/h	00:59.997	01:21.749	96,88 km/h
		Lauf 2:	00:02.281	00:02.420	00:16.860	127,34 km/h	01:00.047	01:21.608	97,05 km/h
22	346	<b>LARVA Martin</b>		VW Polo G 40					
		Lauf 1:	00:02.321	00:02.565	00:16.780	126,24 km/h	01:01.013	01:22.679	95,79 km/h
		Lauf 2:	00:02.307	00:02.364	00:16.656	125,14 km/h	01:00.471	01:21.798	96,82 km/h
23	320	<b>SCHWANECKE Gero</b>		VW Golf I GTI 16V					
		Lauf 1:	00:02.473	00:02.471	00:17.097	123,53 km/h	01:03.343	01:25.384	92,76 km/h
		Lauf 2:	00:02.413	00:02.446	00:17.080	125,62 km/h	01:03.209	01:25.148	93,01 km/h
24	339	<b>GÜRTZGEN Tim</b>		BMW 2002tii					
		Lauf 1:	00:02.506	00:02.450	00:16.664	125,23 km/h	01:03.696	01:25.316	92,83 km/h
		Lauf 2:	*	*	*	* km/h	*	*	* km/h
25	347	<b>BUSER Lis</b>		Opel Kadett C					
		Lauf 1:	00:02.485	00:02.712	00:18.014	120,08 km/h	01:05.408	01:28.619	89,37 km/h
		Lauf 2:	00:02.434	00:02.520	00:17.043	124,19 km/h	01:04.485	01:26.482	91,58 km/h
26	322	<b>LORIG Ingo</b>		VW Golf					
		Lauf 1:	00:02.387	00:02.374	00:15.179	141,76 km/h	01:10.897	01:30.837	87,19 km/h
		Lauf 2:	*	*	*	* km/h	*	*	* km/h