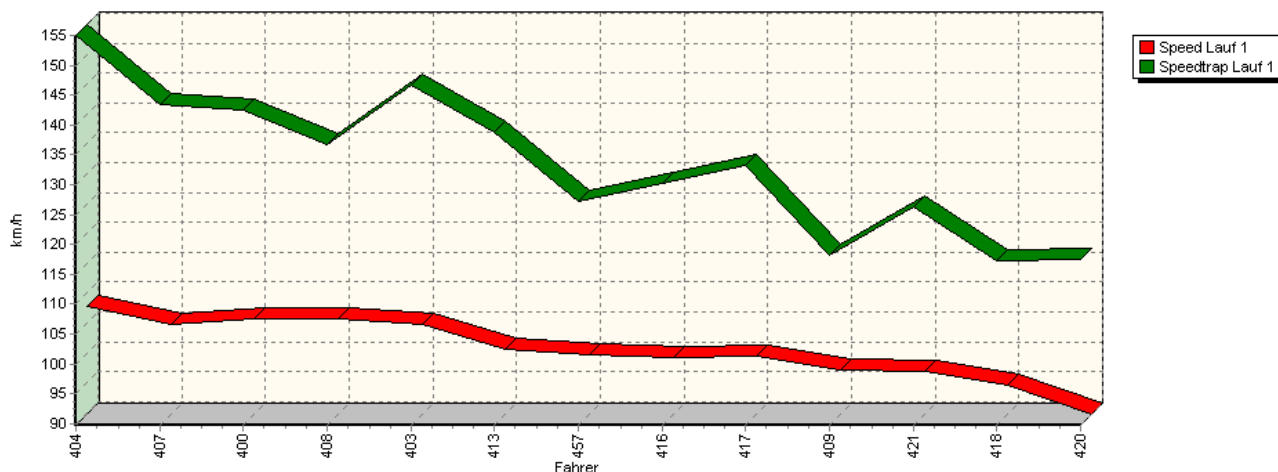
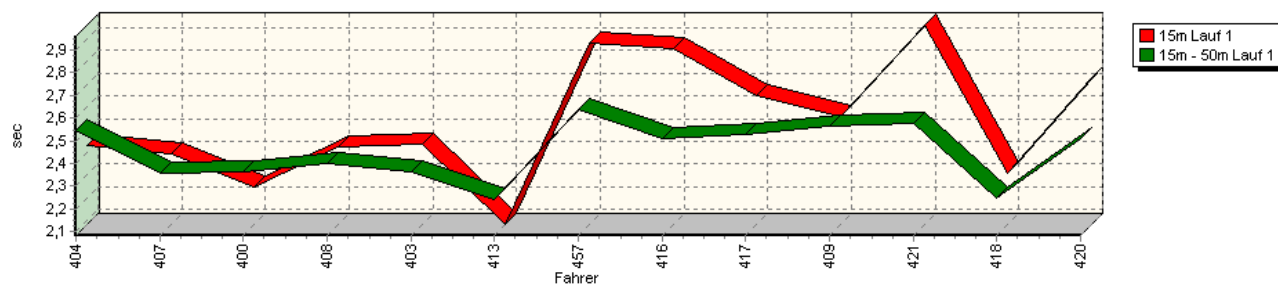


Sektorzeiten & Speeds - Gruppe H (DMSB, OSK) bis 1300 ccm - Klasse 16

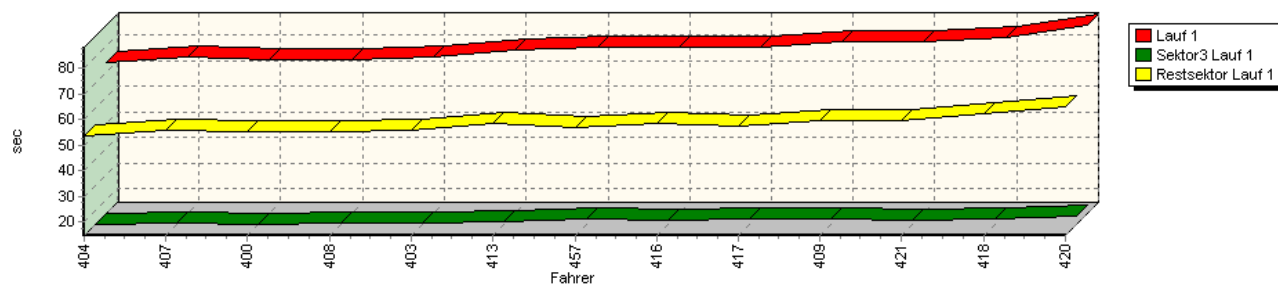
Speed-Diagramm Lauf 1



Sektor-Diagramm (Start) Lauf 1

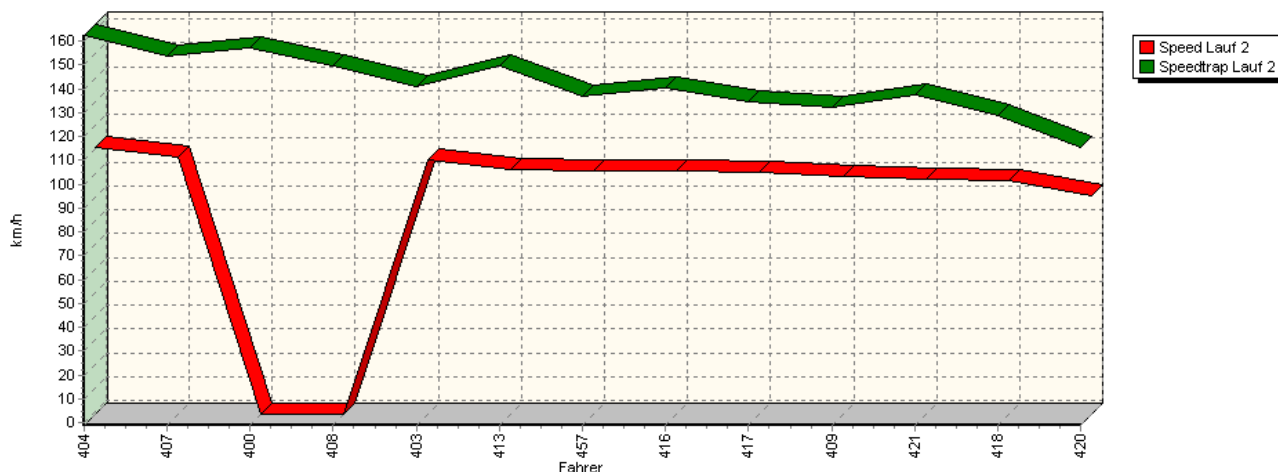


Sektor-Diagramm (Rest) Lauf 1

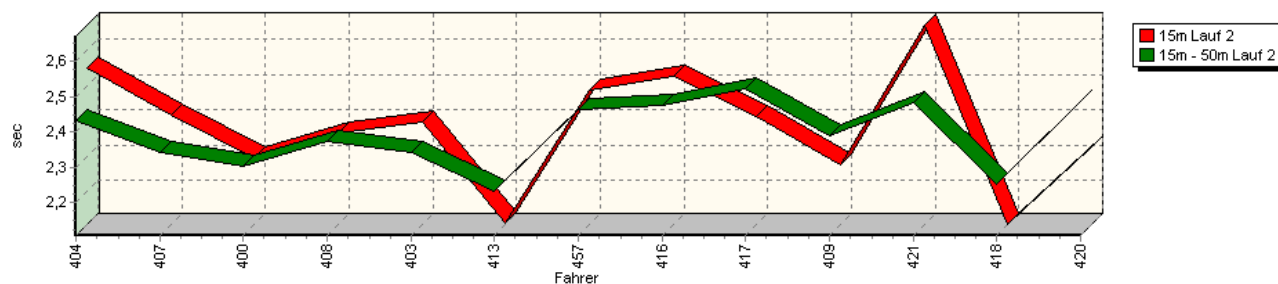


Sektorzeiten & Speeds - Gruppe H (DMSB, OSK) bis 1300 ccm - Klasse 16

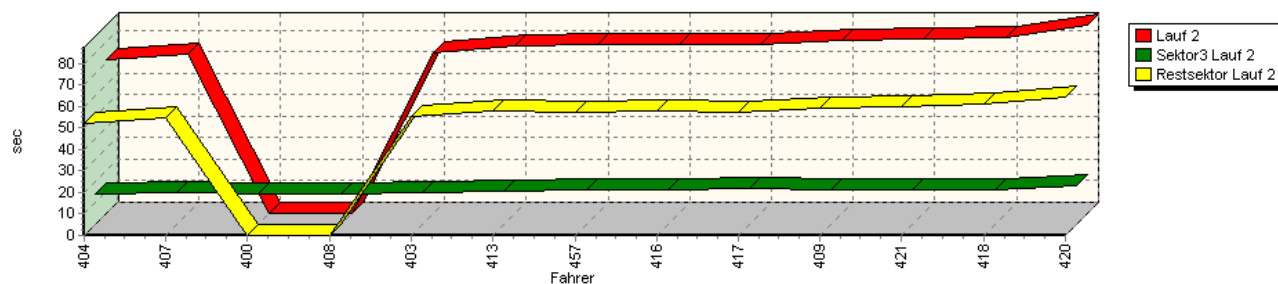
Speed-Diagramm Lauf 2



Sektor-Diagramm (Start) Lauf 2



Sektor-Diagramm (Rest) Lauf 2



Rg.	Nr.	Sektor 1 (15m)	Sektor 2 (15-50m)	Sektor 3	Speed Trap	Sektor 4	Laufzeit	Speed (Lauf)
1	404	WEISDORN Franz		VW Polo 16V				
		Lauf 1:	00:02.428	00:02.546	00:14.678	155,00 km/h	00:53.891	01:13.543
		Lauf 2:	00:02.552	00:02.434	00:14.066	162,32 km/h	00:52.352	01:11.404
2	407	MOSER Gerhard		VW Polo I				
		Lauf 1:	00:02.396	00:02.360	00:15.084	143,36 km/h	00:55.729	01:15.569
		Lauf 2:	00:02.417	00:02.341	00:14.815	153,55 km/h	00:54.833	01:14.406

Sektorzeiten & Speeds - Gruppe H (DMSB, OSK) bis 1300 ccm - Klasse 16

Rg.	Nr.		Sektor 1 (15m)	Sektor 2 (15-50m)	Sektor 3	Speed Trap	Sektor 4	Laufzeit	Speed (Lauf)
3	400	KONRAD Manfred		VW Corrado					
		Lauf 1:	00:02.246	00:02.363	00:14.861	142,52 km/h	00:55.441	01:14.911	105,73 km/h
		Lauf 2:	00:02.295	00:02.305	00:14.248	157,23 km/h	*	A	* km/h
4	408	GEHRIG Jürgen		VW Polo 16V					
		Lauf 1:	00:02.425	00:02.402	00:15.083	136,69 km/h	00:55.097	01:15.007	105,59 km/h
		Lauf 2:	00:02.365	00:02.372	00:14.299	149,32 km/h	*	A	* km/h
5	403	GLAS Wolfgang		VW Polo I Minichberger 16V					
		Lauf 1:	00:02.435	00:02.361	00:15.269	146,75 km/h	00:55.599	01:15.664	104,67 km/h
		Lauf 2:	00:02.398	00:02.343	00:14.773	141,02 km/h	00:55.548	01:15.062	105,51 km/h
6	413	WIEBE Hans-Peter		Renault R8 Gordini PWR					
		Lauf 1:	00:02.083	00:02.239	00:15.973	138,87 km/h	00:58.360	01:18.655	100,69 km/h
		Lauf 2:	00:02.110	00:02.233	00:15.488	149,59 km/h	00:58.085	01:17.916	101,65 km/h
7	457	ANGELBERGER Volker		Audi 50					
		Lauf 1:	00:02.881	00:02.635	00:16.827	127,18 km/h	00:57.158	01:19.501	99,62 km/h
		Lauf 2:	00:02.487	00:02.464	00:16.375	136,95 km/h	00:57.082	01:18.408	101,01 km/h
8	416	BAUER Christoph		VW Polo 86C 8V					
		Lauf 1:	00:02.855	00:02.509	00:16.197	130,13 km/h	00:58.332	01:19.893	99,13 km/h
		Lauf 2:	00:02.526	00:02.477	00:15.805	140,57 km/h	00:57.787	01:18.595	100,77 km/h
9	417	HÖRNIG Christof		VW Polo 8V					
		Lauf 1:	00:02.653	00:02.526	00:16.957	133,35 km/h	00:57.492	01:19.628	99,46 km/h
		Lauf 2:	00:02.415	00:02.522	00:16.547	134,60 km/h	00:57.485	01:18.969	100,29 km/h
10	409	ABB Nils		VW Schneider Polo II 8V					
		Lauf 1:	00:02.557	00:02.566	00:16.622	118,25 km/h	00:59.801	01:21.546	97,12 km/h
		Lauf 2:	00:02.274	00:02.388	00:16.282	131,92 km/h	00:59.538	01:20.482	98,41 km/h
11	421	STREIBERGER Klaus		VW Polo					
		Lauf 1:	00:02.961	00:02.578	00:16.456	126,28 km/h	00:59.654	01:21.649	97,00 km/h
		Lauf 2:	00:02.672	00:02.485	00:16.085	137,65 km/h	01:00.066	01:21.308 +15s	97,41 km/h
12	418	RUMPEL Rupert		Simca Rallye					
		Lauf 1:	00:02.306	00:02.250	00:17.065	117,22 km/h	01:02.058	01:23.679	94,65 km/h
		Lauf 2:	00:02.107	00:02.252	00:16.336	128,45 km/h	01:01.151	01:21.846	96,77 km/h
13	420	HÜLSMANN Markus		VW Golf I					
		Lauf 1:	00:02.729	00:02.512	00:18.004	117,40 km/h	01:05.040	01:28.285	89,71 km/h
		Lauf 2:	00:02.328	00:02.487	00:18.217	115,37 km/h	01:04.652	01:27.684	90,32 km/h