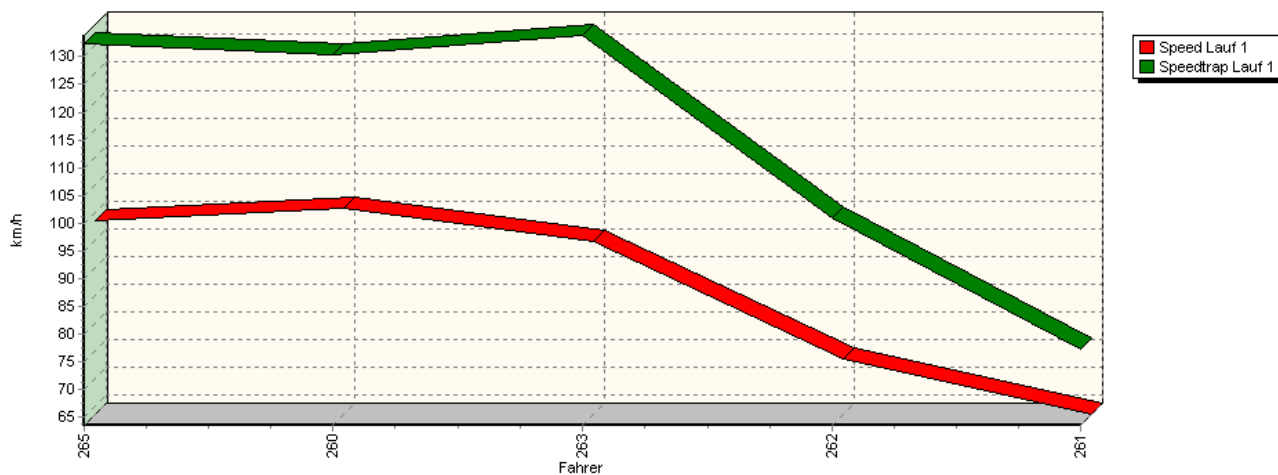
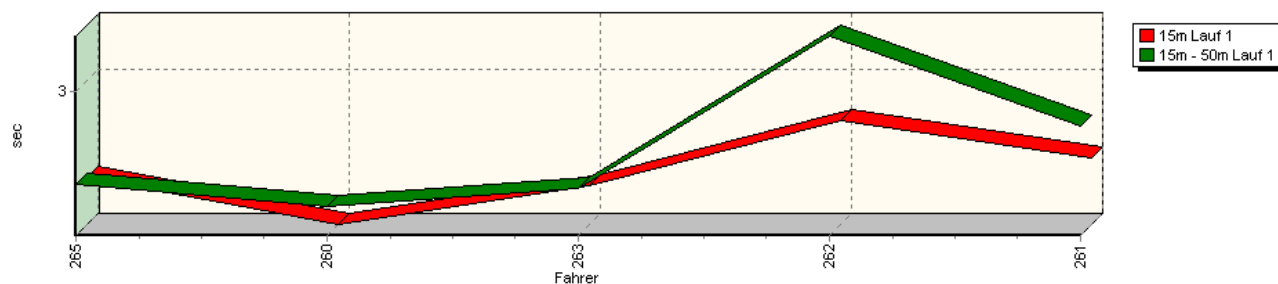


Sektorzeiten & Speeds - Gruppe E1, FS (DMSB) bis 1400 ccm - Klasse 22

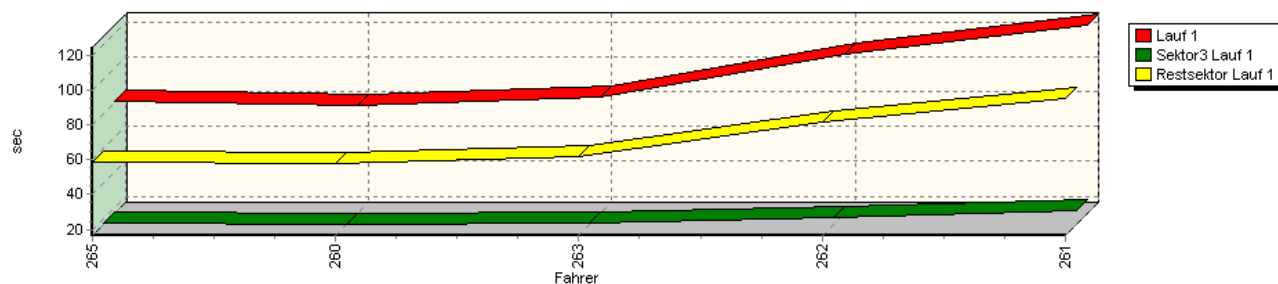
Speed-Diagramm Lauf 1



Sektor-Diagramm (Start) Lauf 1

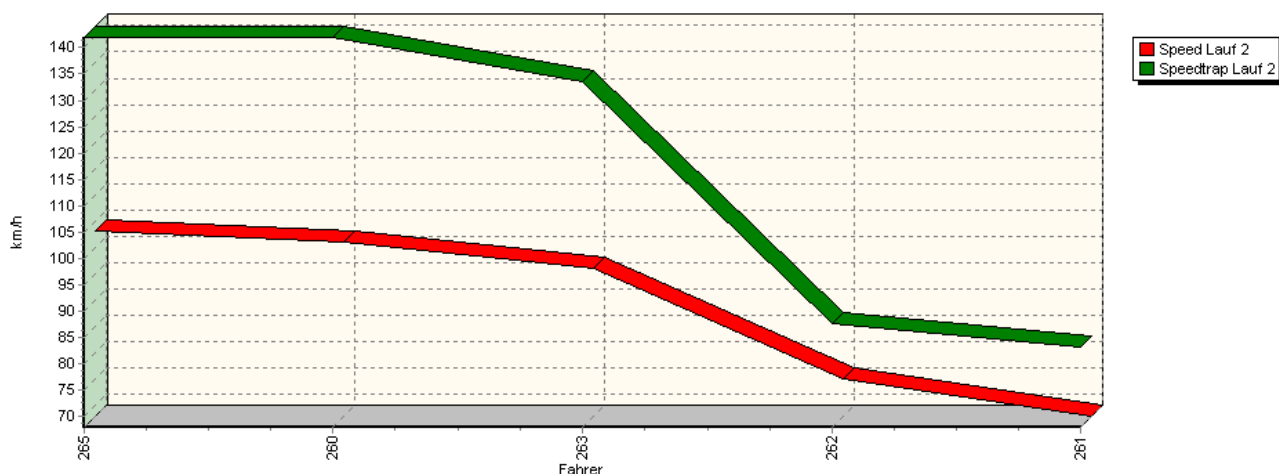


Sektor-Diagramm (Rest) Lauf 1

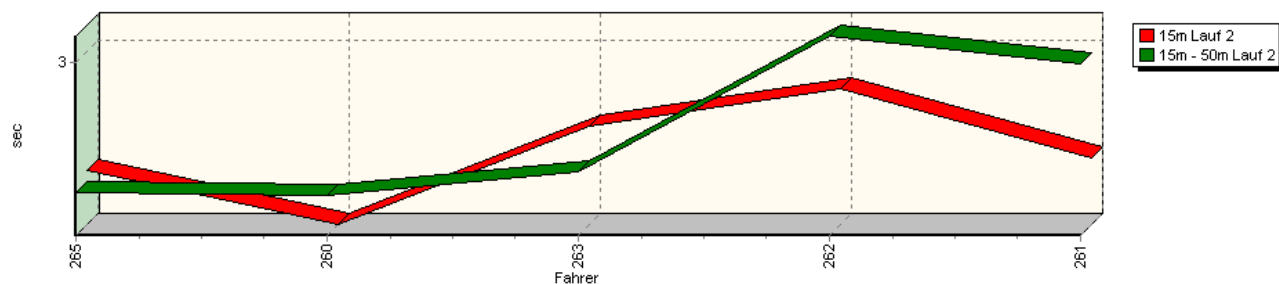


Sektorzeiten & Speeds - Gruppe E1, FS (DMSB) bis 1400 ccm - Klasse 22

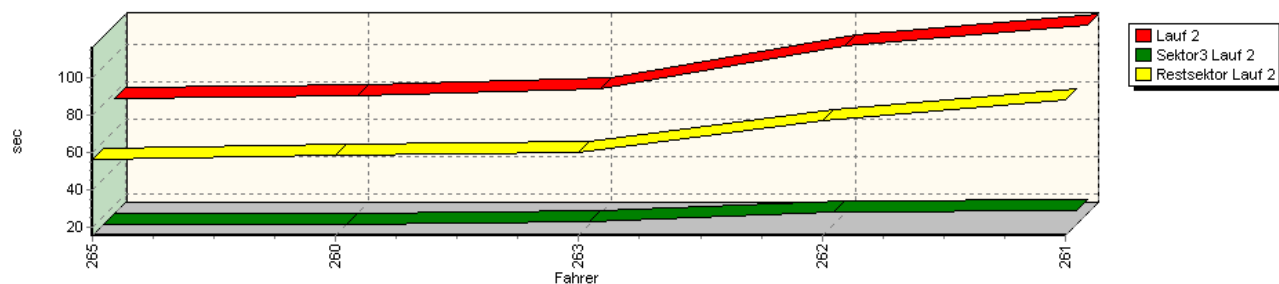
Speed-Diagramm Lauf 2



Sektor-Diagramm (Start) Lauf 2



Sektor-Diagramm (Rest) Lauf 2



Rg.	Nr.	Sektor 1 (15m)	Sektor 2 (15-50m)	Sektor 3	Speed Trap	Sektor 4	Laufzeit	Speed (Lauf)	
1	265	AUER Robert		VW Polo RSS					
		Lauf 1:	00:02.490	00:02.517	00:16.972	132,36 km/h	00:58.476	01:20.455	98,44 km/h
		Lauf 2:	00:02.396	00:02.340	00:15.765	141,95 km/h	00:56.358	01:16.859	103,05 km/h
2	260	BÄCHLER Martin		VW Lupo Junior Cup					
		Lauf 1:	00:02.246	00:02.400	00:16.450	130,30 km/h	00:57.493	01:18.589	100,78 km/h
		Lauf 2:	00:02.123	00:02.326	00:15.500	141,91 km/h	00:58.379	01:18.328	101,11 km/h

Sektorzeiten & Speeds - Gruppe E1, FS (DMSB) bis 1400 ccm - Klasse 22

Rg.	Nr.		Sektor 1 (15m)	Sektor 2 (15-50m)	Sektor 3	Speed Trap	Sektor 4	Laufzeit	Speed (Lauf)
3	263	SCHEIBER Gerhard		Suzuki Ledinegg Swift GTi					
		Lauf 1:	00:02.449	00:02.492	00:16.852	133,83 km/h	01:01.791	01:23.584	94,75 km/h
		Lauf 2:	00:02.620	00:02.448	00:17.192	133,68 km/h	01:00.283	01:22.543	95,95 km/h
4	262	ALFANO Fausto		Fiat 126					
		Lauf 1:	00:02.788	00:03.287	00:20.127	101,04 km/h	01:21.457	01:47.659	73,57 km/h
		Lauf 2:	00:02.808	00:03.131	00:22.290	87,76 km/h	01:17.164	01:45.393	75,15 km/h
5	261	PEZZULLO Aldo		Fiat 126					
		Lauf 1:	00:02.596	00:02.818	00:24.309	77,28 km/h	01:34.826	02:04.549	63,59 km/h
		Lauf 2:	00:02.460	00:02.993	00:23.014	83,14 km/h	01:28.069	01:56.536	67,96 km/h