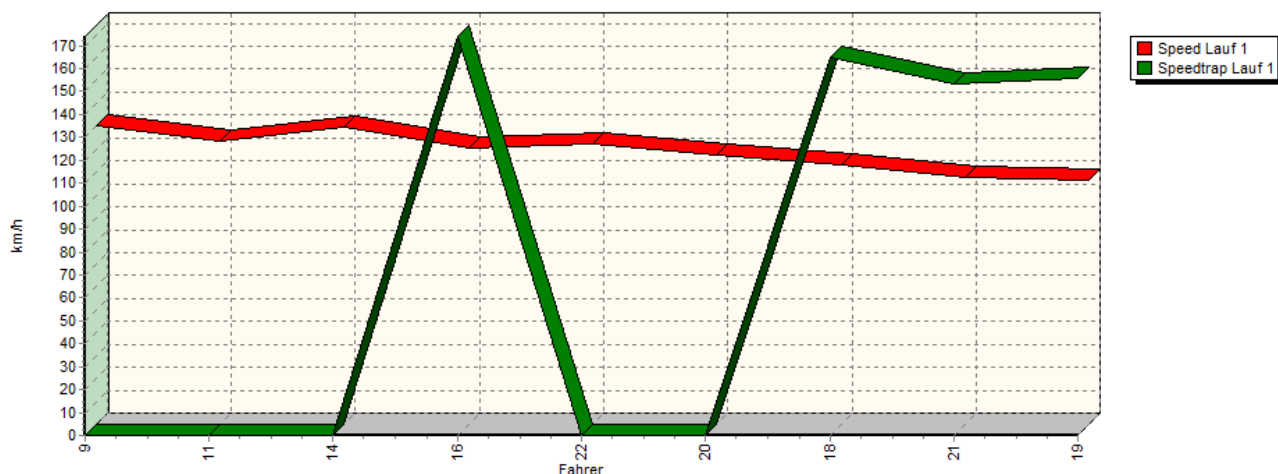
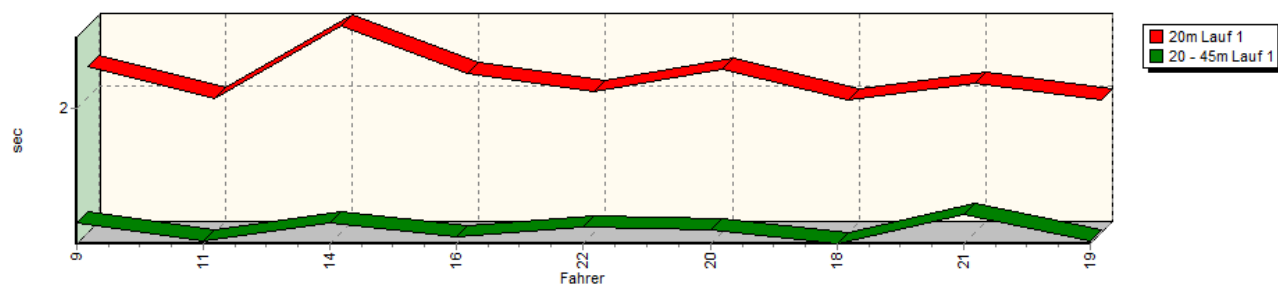


Sektorzeiten & Speeds - Rennen - Gruppe CN und Gruppe E2-SC

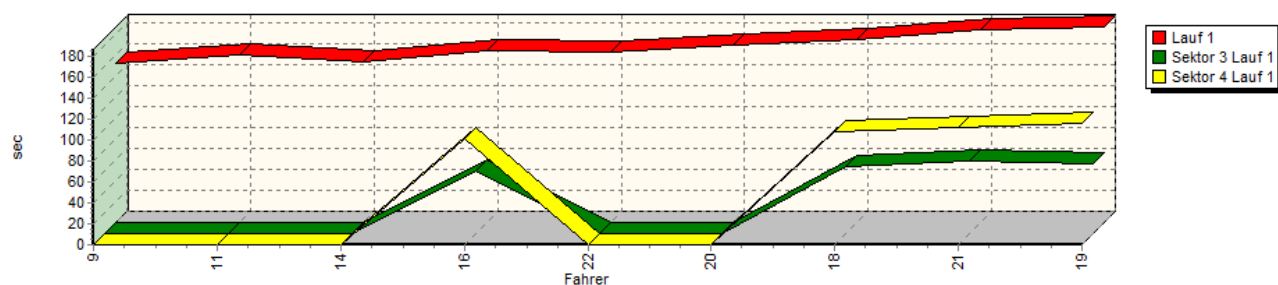
Speed-Diagramm Lauf 1



Sektor-Diagramm (Start) Lauf 1

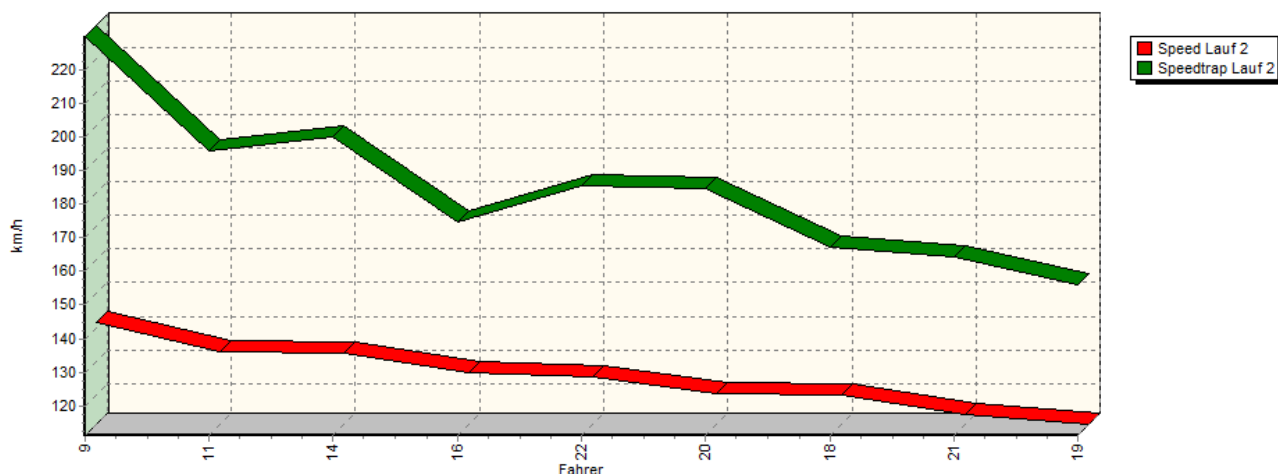


Sektor-Diagramm (Rest) Lauf 1

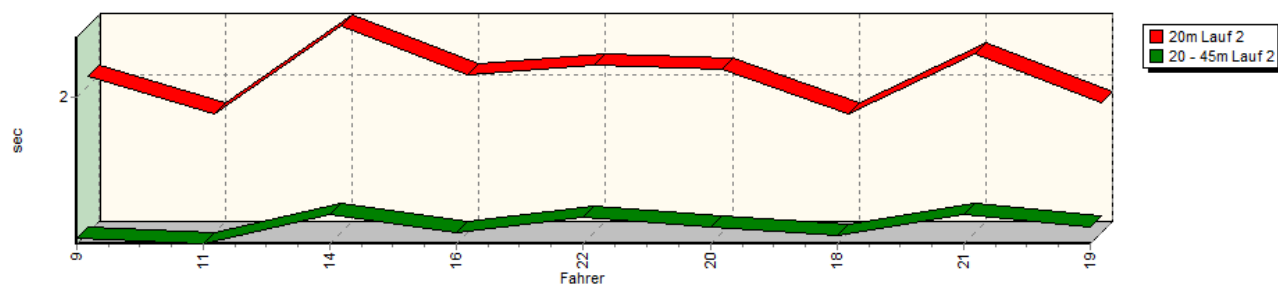


Sektorzeiten & Speeds - Rennen - Gruppe CN und Gruppe E2-SC

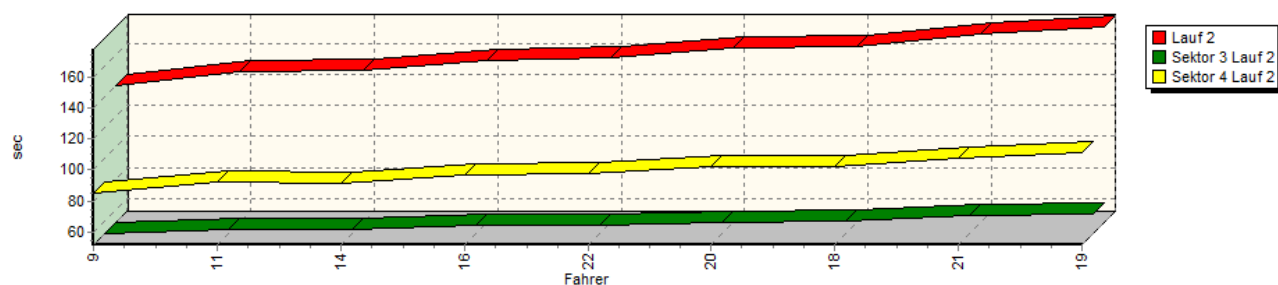
Speed-Diagramm Lauf 2



Sektor-Diagramm (Start) Lauf 2



Sektor-Diagramm (Rest) Lauf 2



| Rg. | Nr. | Sektor 1 (20m) | Sektor 2 (20-45m) | Sektor 3 | Speed (P22) | Sektor 4 | Laufzeit | Speed (Lauf) |
|-----|-----|----------------------|-------------------|------------------|-------------|-------------|-----------|--------------|
| 1 | 9 | NEVERIL Dusan | | Norma M20FC-Judd | | | | |
| | | Lauf 1: | 00:02.186 | 00:01.333 | * | 0,00 km/h | * | 02:32.128 |
| | | Lauf 2: | 00:02.051 | 00:01.175 | 00:51.537 | 229,86 km/h | 01:25.298 | 02:20.061 |
| | | | | | | | | 141,37 km/h |
| 2 | 11 | BLUM Mario | | Pedrazza PRC | | | | |
| | | Lauf 1: | 00:01.993 | 00:01.229 | * | 0,00 km/h | * | 02:40.065 |
| | | Lauf 2: | 00:01.836 | 00:01.143 | 00:54.001 | 195,65 km/h | 01:31.949 | 02:28.929 |
| | | | | | | | | 132,95 km/h |

Sektorzeiten & Speeds - Rennen - Gruppe CN und Gruppe E2-SC

| Rg. | Nr. | | Sektor 1 (20m) | Sektor 2 (20-45m) | Sektor 3 | Speed (P22) | Sektor 4 | Laufzeit | Speed (Lauf) |
|-----|-----|----------------------|----------------|-------------------|-----------|-------------|-----------|-----------|--------------|
| 3 | 14 | OLBRICH Georg | | Osella PA21P | | | | | |
| | | Lauf 1: | 00:02.419 | 00:01.331 | * | 0,00 km/h | * | 02:33.047 | 129,37 km/h |
| | | Lauf 2: | 00:02.346 | 00:01.314 | 00:54.259 | 199,82 km/h | 01:31.743 | 02:29.662 | 132,30 km/h |
| 4 | 16 | SVOBODA Jiri | | Radical SR3 | | | | | |
| | | Lauf 1: | 00:02.144 | 00:01.252 | 01:00.128 | 174,01 km/h | 01:40.679 | 02:44.203 | 120,58 km/h |
| | | Lauf 2: | 00:02.064 | 00:01.205 | 00:56.577 | 174,52 km/h | 01:36.481 | 02:36.327 | 126,66 km/h |
| 5 | 22 | BEREITER Arno | | PRC | | | | | |
| | | Lauf 1: | 00:02.039 | 00:01.304 | * | 0,00 km/h | * | 02:41.875 | 122,32 km/h |
| | | Lauf 2: | 00:02.115 | 00:01.299 | 00:57.074 | 185,51 km/h | 01:37.434 | 02:37.922 | 125,38 km/h |
| 6 | 20 | LETMADE Bernd | | Norma M20 | | | | | |
| | | Lauf 1: | 00:02.168 | 00:01.290 | * | 0,00 km/h | * | 02:48.493 | 117,51 km/h |
| | | Lauf 2: | 00:02.097 | 00:01.243 | 00:59.073 | 184,60 km/h | 01:42.258 | 02:44.671 | 120,24 km/h |
| 7 | 18 | SVOBODA Milan | | BRM CM 02 | | | | | |
| | | Lauf 1: | 00:01.982 | 00:01.210 | 01:03.494 | 164,77 km/h | 01:48.269 | 02:54.955 | 113,17 km/h |
| | | Lauf 2: | 00:01.832 | 00:01.194 | 00:59.944 | 167,31 km/h | 01:42.277 | 02:45.247 | 119,82 km/h |
| 8 | 21 | AMANN Peter | | PRC S4 | | | | | |
| | | Lauf 1: | 00:02.083 | 00:01.381 | 01:08.822 | 153,07 km/h | 01:51.602 | 03:03.888 | 107,67 km/h |
| | | Lauf 2: | 00:02.185 | 00:01.314 | 01:03.119 | 164,15 km/h | 01:47.170 | 02:53.788 | 113,93 km/h |
| 9 | 19 | WOLPERT Uwe | | UWR-WFK | | | | | |
| | | Lauf 1: | 00:01.985 | 00:01.228 | 01:07.084 | 156,01 km/h | 01:56.126 | 03:06.423 | 106,21 km/h |
| | | Lauf 2: | 00:01.900 | 00:01.239 | 01:03.828 | 155,94 km/h | 01:51.116 | 02:58.083 | 111,18 km/h |