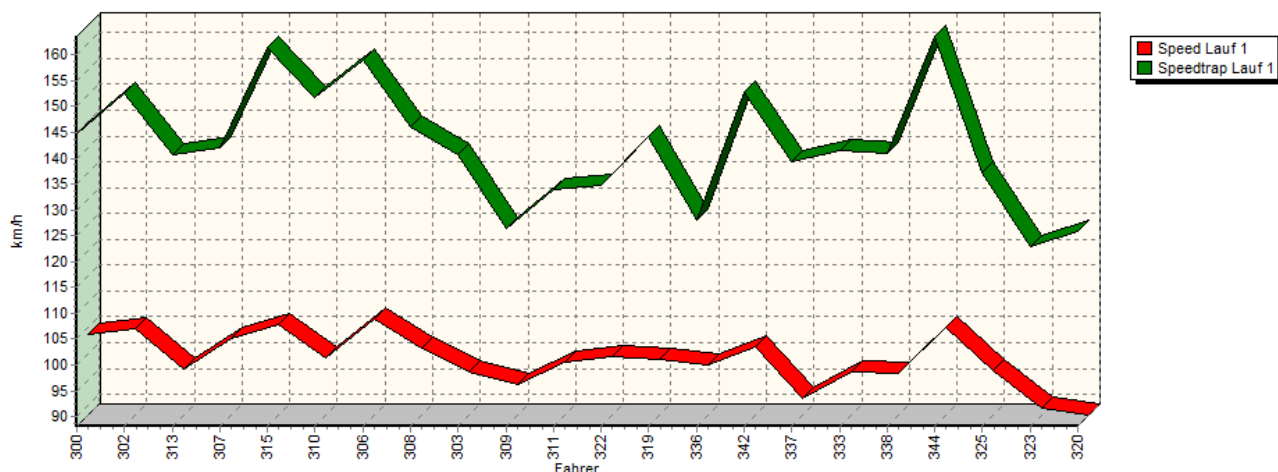
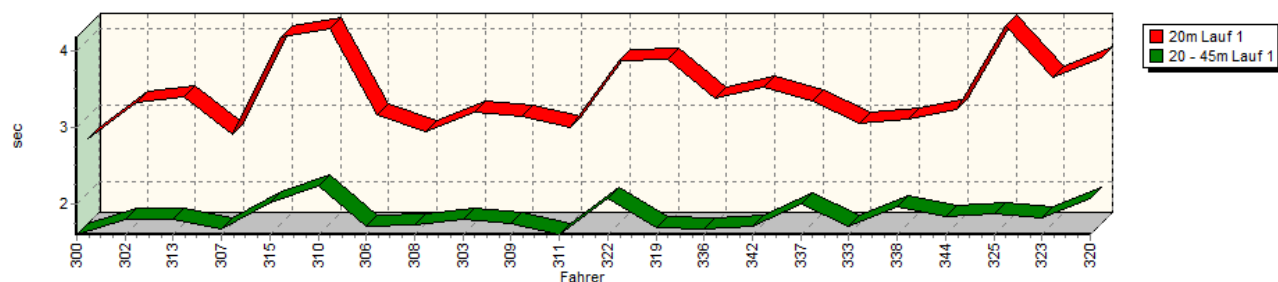


Sektorzeiten & Speeds - Rennen - Gruppe H bis 2000 ccm - Klasse 31

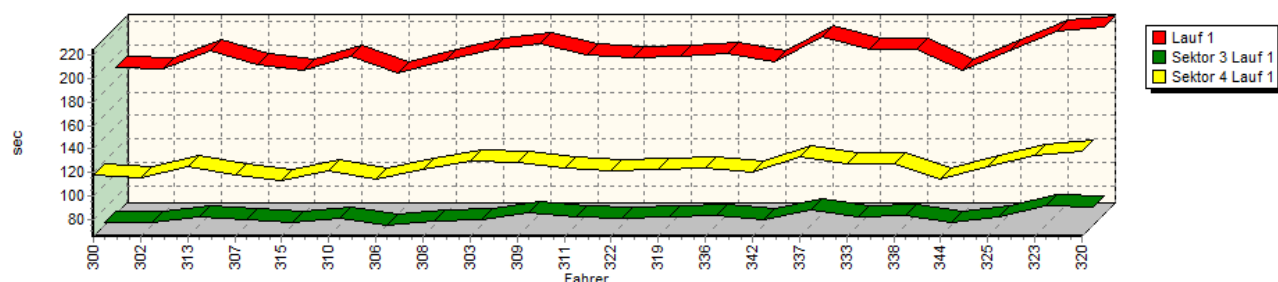
Speed-Diagramm Lauf 1



Sektor-Diagramm (Start) Lauf 1

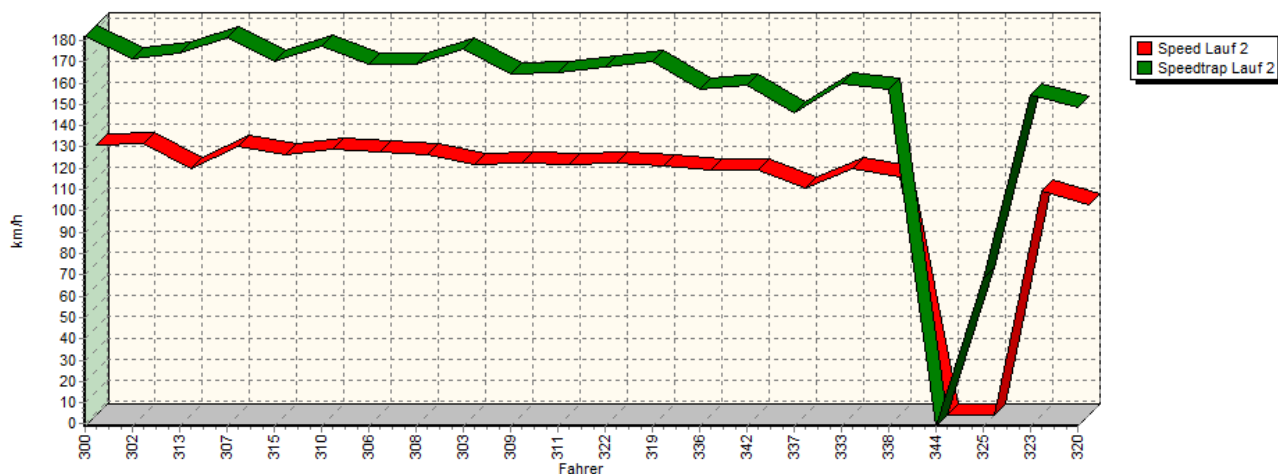


Sektor-Diagramm (Rest) Lauf 1

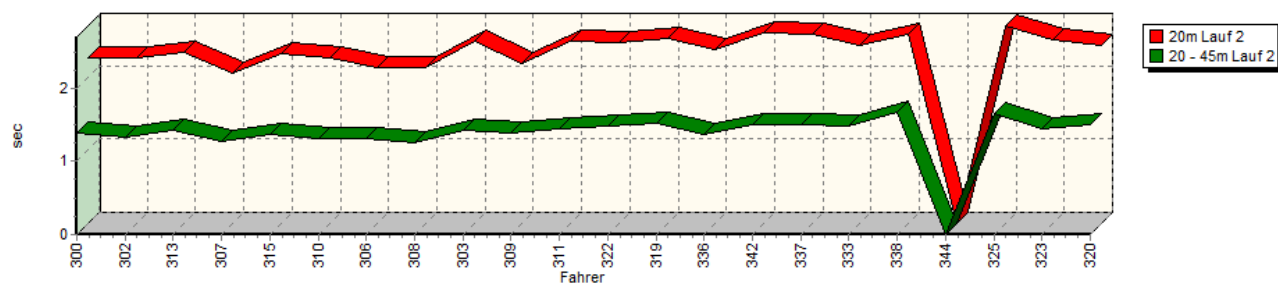


Sektorzeiten & Speeds - Rennen - Gruppe H bis 2000 ccm - Klasse 31

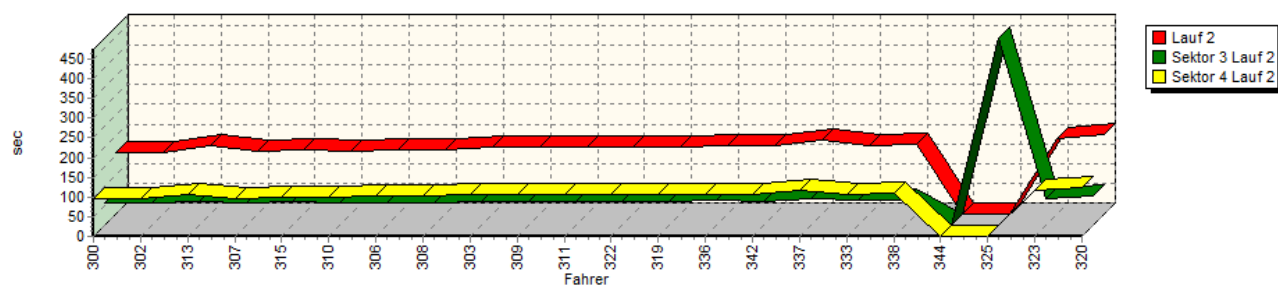
Speed-Diagramm Lauf 2



Sektor-Diagramm (Start) Lauf 2

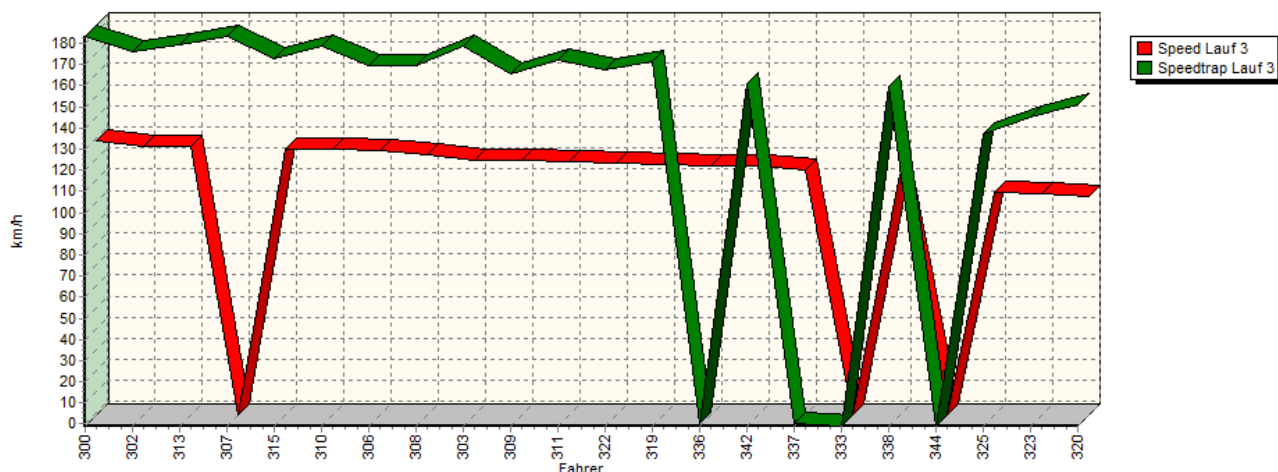


Sektor-Diagramm (Rest) Lauf 2

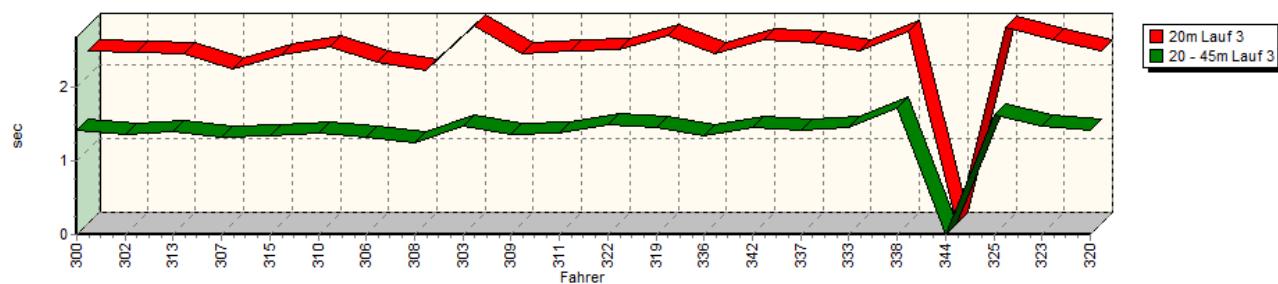


Sektorzeiten & Speeds - Rennen - Gruppe H bis 2000 ccm - Klasse 31

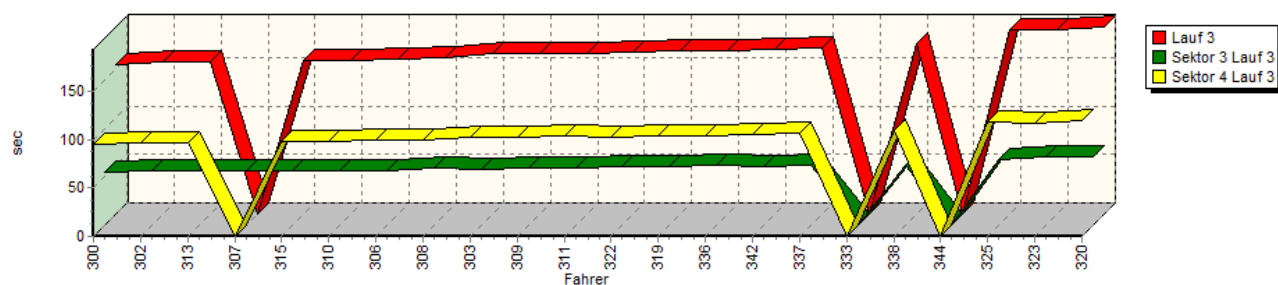
Speed-Diagramm Lauf 3



Sektor-Diagramm (Start) Lauf 3



Sektor-Diagramm (Rest) Lauf 3



Rg.	Nr.	Sektor 1 (20m)	Sektor 2 (20-45m)	Sektor 3	Speed (P22)	Sektor 4	Laufzeit	Speed (Lauf)
1	300	ELLER Hans-Peter		VW Minichberger Scirocco				
		Lauf 1:	00:02.713	00:01.593	01:08.176	144,65 km/h	01:58.086	03:10.568
		Lauf 2:	00:02.263	00:01.391	00:57.490	181,91 km/h	01:36.483	02:37.627
		Lauf 3:	00:02.342	00:01.415	00:55.298	183,23 km/h	01:34.868	02:33.923

17. internationales ADAC Glasbachrennen

27. - 29. Juli 2012

FIA Internationaler Hill Climb Challenge / FIA European Hill Climb Cup
Deutsche und Tschechische Berg-Meisterschaft / DMSB Bergpokal für Tourenwagen
DMSB Bergpokal für Rennsportfahrzeuge / DMSB Classic-Berg-Pokal

Sektorzeiten & Speeds - Rennen - Gruppe H bis 2000 ccm - Klasse 31

Rg.	Nr.		Sektor 1 (20m)	Sektor 2 (20-45m)	Sektor 3	Speed (P22)	Sektor 4	Laufzeit	Speed (Lauf)
2	302	NAUMANN Peter		VW Polo 1,4 G40					
		Lauf 1:	00:03.194	00:01.801	01:07.653	152,43 km/h	01:56.112	03:08.760	104,89 km/h
		Lauf 2:	00:02.265	00:01.332	00:57.017	171,32 km/h	01:35.973	02:36.587	126,45 km/h
		Lauf 3:	00:02.314	00:01.360	00:56.101	176,16 km/h	01:36.951	02:36.726	126,33 km/h
3	313	KROLL Ralf		VW Lehmann Golf 16V					
		Lauf 1:	00:03.251	00:01.799	01:13.376	140,74 km/h	02:05.601	03:24.027	97,05 km/h
		Lauf 2:	00:02.331	00:01.428	01:01.822	174,04 km/h	01:46.808	02:52.389	114,86 km/h
		Lauf 3:	00:02.300	00:01.397	00:56.258	179,30 km/h	01:37.255	02:37.210	125,95 km/h
4	307	SCHMITT Sebastian		Opel Kadett C 16V					
		Lauf 1:	00:02.756	00:01.664	01:09.957	142,00 km/h	01:57.793	03:12.170	103,03 km/h
		Lauf 2:	00:02.052	00:01.269	00:57.954	181,43 km/h	01:36.713	02:37.988	125,33 km/h
		Lauf 3:	00:02.094	00:01.310	00:55.731	183,26 km/h	*	A	* km/h
5	315	ORTH Patrick		BMW E30 is					
		Lauf 1:	00:04.052	00:02.004	01:07.857	161,43 km/h	01:53.434	03:07.347	105,69 km/h
		Lauf 2:	00:02.306	00:01.363	00:58.892	170,19 km/h	01:40.955	02:43.516	121,09 km/h
		Lauf 3:	00:02.287	00:01.342	00:56.696	172,97 km/h	01:38.166	02:38.491	124,93 km/h
6	310	SONDERBAUER Roman		Opel Risse Kadett C Coupé 16V					
		Lauf 1:	00:04.158	00:02.229	01:12.027	151,61 km/h	02:01.409	03:19.823	99,09 km/h
		Lauf 2:	00:02.254	00:01.314	00:57.457	177,37 km/h	01:39.306	02:40.331	123,49 km/h
		Lauf 3:	00:02.398	00:01.370	00:56.696	178,45 km/h	01:38.716	02:39.180	124,39 km/h
7	306	WIMMER Norbert		BMW 2002 8V					
		Lauf 1:	00:03.028	00:01.707	01:05.795	158,91 km/h	01:54.833	03:05.363	106,82 km/h
		Lauf 2:	00:02.117	00:01.305	00:57.079	168,61 km/h	01:41.264	02:41.765	122,40 km/h
		Lauf 3:	00:02.179	00:01.311	00:56.369	169,13 km/h	01:39.647	02:39.506	124,13 km/h
8	308	WEISS Werner		Ford Escort Zakspeed BDA					
		Lauf 1:	00:02.795	00:01.727	01:09.053	146,08 km/h	02:02.335	03:15.910	101,07 km/h
		Lauf 2:	00:02.118	00:01.248	00:58.163	168,87 km/h	01:41.758	02:43.287	121,26 km/h
		Lauf 3:	00:02.078	00:01.239	00:58.780	169,52 km/h	01:39.982	02:42.079	122,16 km/h
9	303	ROTTENBERGER Dieter		BMW 318i E36 STW					
		Lauf 1:	00:03.053	00:01.793	01:10.982	140,66 km/h	02:09.451	03:25.279	96,45 km/h
		Lauf 2:	00:02.481	00:01.416	00:59.884	175,85 km/h	01:45.825	02:49.606	116,74 km/h
		Lauf 3:	00:02.675	00:01.473	00:58.267	178,71 km/h	01:42.937	02:45.352	119,74 km/h
10	309	FAULHABER Stefan		Opel Briegel Kadett 8V					
		Lauf 1:	00:03.002	00:01.730	01:16.965	126,52 km/h	02:09.036	03:30.733	93,96 km/h
		Lauf 2:	00:02.180	00:01.382	01:00.366	164,35 km/h	01:44.649	02:48.577	117,45 km/h
		Lauf 3:	00:02.291	00:01.361	00:59.463	165,34 km/h	01:43.122	02:46.237	119,11 km/h
11	311	FLIK Thomas		Renault Clio Williams					
		Lauf 1:	00:02.849	00:01.592	01:12.427	134,06 km/h	02:04.166	03:21.034	98,49 km/h
		Lauf 2:	00:02.479	00:01.434	01:01.150	164,87 km/h	01:44.880	02:49.943	116,51 km/h
		Lauf 3:	00:02.336	00:01.377	00:59.297	172,15 km/h	01:43.401	02:46.411	118,98 km/h
12	322	LORIG Ingo		VW Golf GTI					
		Lauf 1:	00:03.734	00:02.076	01:11.238	134,68 km/h	02:01.767	03:18.815	99,59 km/h
		Lauf 2:	00:02.471	00:01.478	01:00.646	167,30 km/h	01:44.551	02:49.146	117,06 km/h
		Lauf 3:	00:02.355	00:01.479	01:01.241	167,64 km/h	01:42.439	02:47.514	118,20 km/h
13	319	BRÜGGE Frank		VW Agro-Line Golf II					
		Lauf 1:	00:03.754	00:01.679	01:12.428	144,30 km/h	02:02.110	03:19.971	99,01 km/h
		Lauf 2:	00:02.516	00:01.512	01:00.941	170,03 km/h	01:45.837	02:50.806	115,92 km/h
		Lauf 3:	00:02.544	00:01.450	01:00.967	171,68 km/h	01:43.468	02:48.429	117,56 km/h

Sektorzeiten & Speeds - Rennen - Gruppe H bis 2000 ccm - Klasse 31

Rg.	Nr.		Sektor 1 (20m)	Sektor 2 (20-45m)	Sektor 3	Speed (P22)	Sektor 4	Laufzeit	Speed (Lauf)
14	336	LANG Bernhard	Ford Escort RS2000 Spezial						
		Lauf 1:	00:03.244	00:01.657	01:13.679	128,14 km/h	02:03.735	03:22.315	97,87 km/h
		Lauf 2:	00:02.380	00:01.358	01:03.207	156,97 km/h	01:46.675	02:53.620	114,04 km/h
		Lauf 3:	00:02.303	00:01.345	01:01.602	0,00 km/h	01:44.013	02:49.263	116,98 km/h
15	342	DÜMLER Christian	VW Golf II						
		Lauf 1:	00:03.392	00:01.709	01:09.988	152,86 km/h	02:00.045	03:15.134	101,47 km/h
		Lauf 2:	00:02.593	00:01.501	01:01.872	159,36 km/h	01:47.535	02:53.501	114,12 km/h
		Lauf 3:	00:02.487	00:01.443	01:00.225	161,00 km/h	01:45.444	02:49.599	116,75 km/h
16	337	EHRET Christian	Opel Ascona B						
		Lauf 1:	00:03.197	00:02.001	01:18.612	139,40 km/h	02:12.793	03:36.603	91,41 km/h
		Lauf 2:	00:02.590	00:01.508	01:06.204	146,28 km/h	01:57.362	03:07.664	105,51 km/h
		Lauf 3:	00:02.457	00:01.422	01:01.406	0,00 km/h	01:47.000	02:52.285	114,93 km/h
17	333	HATEZIC Johann	Opel Ascona B 8V						
		Lauf 1:	00:02.914	00:01.704	01:12.781	141,55 km/h	02:07.883	03:25.282	96,45 km/h
		Lauf 2:	00:02.425	00:01.481	01:04.055	159,91 km/h	01:45.128	02:53.089	114,39 km/h
		Lauf 3:	00:02.343	00:01.445	*	* km/h	*	A	* km/h
18	338	BLÄSIUS Manfred	BMW E21 320i						
		Lauf 1:	00:02.970	00:01.957	01:13.812	140,93 km/h	02:06.941	03:25.680	96,27 km/h
		Lauf 2:	00:02.579	00:01.669	01:03.424	156,84 km/h	01:51.018	02:58.690	110,81 km/h
		Lauf 3:	00:02.592	00:01.723	01:02.112	159,56 km/h	01:49.344	02:55.771	112,65 km/h
19	344	JETZT Werner	Fiat JRT-Corse 131 Abarth						
		Lauf 1:	00:03.087	00:01.829	01:08.755	163,60 km/h	01:54.670	03:08.341	105,13 km/h
		Lauf 2:	*	*	*	* km/h	*	*	* km/h
		Lauf 3:	*	*	*	* km/h	*	*	* km/h
20	325	SPAHR Patrick	BMW E30 16V						
		Lauf 1:	00:04.192	00:01.860	01:12.933	137,09 km/h	02:05.499	03:24.484	96,83 km/h
		Lauf 2:	00:02.695	00:01.649	07:54.666	68,10 km/h	*	A	* km/h
		Lauf 3:	00:02.655	00:01.627	01:07.544	137,33 km/h	01:58.059	03:09.885	104,27 km/h
21	323	FLIK Beatrice	Renault Megane Cup						
		Lauf 1:	00:03.506	00:01.813	01:22.198	122,80 km/h	02:14.002	03:41.519	89,38 km/h
		Lauf 2:	00:02.498	00:01.442	01:08.554	154,63 km/h	01:57.548	03:10.042	104,19 km/h
		Lauf 3:	00:02.492	00:01.465	01:10.006	145,07 km/h	01:56.981	03:10.944	103,70 km/h
22	320	SCHWANECKE Gero	VW Golf I GTI 16 V						
		Lauf 1:	00:03.767	00:02.063	01:21.235	125,85 km/h	02:17.561	03:44.626	88,15 km/h
		Lauf 2:	00:02.420	00:01.506	01:13.299	148,58 km/h	02:05.089	03:22.314	97,87 km/h
		Lauf 3:	00:02.345	00:01.418	01:10.035	150,97 km/h	01:59.499	03:13.297	102,43 km/h