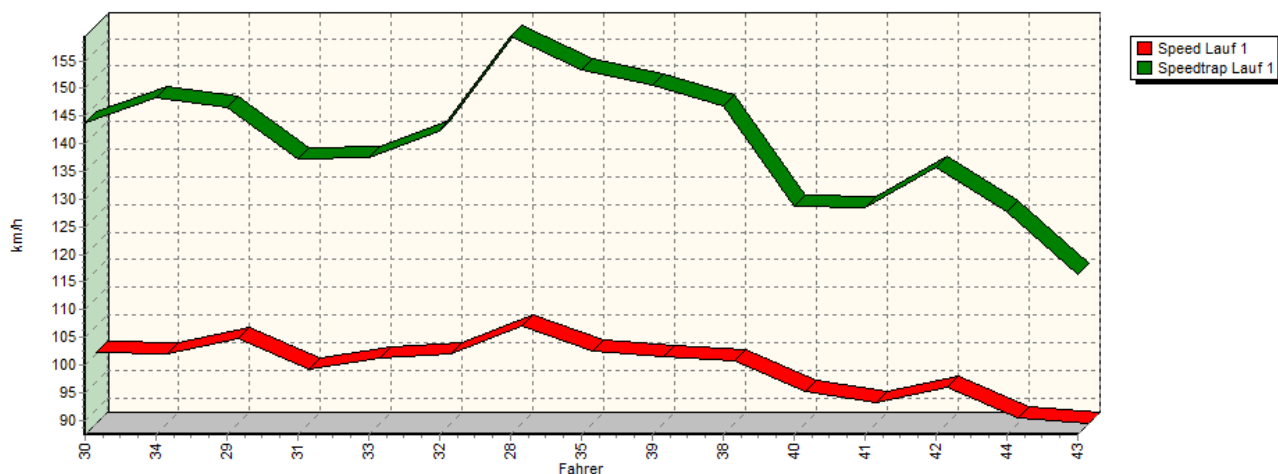
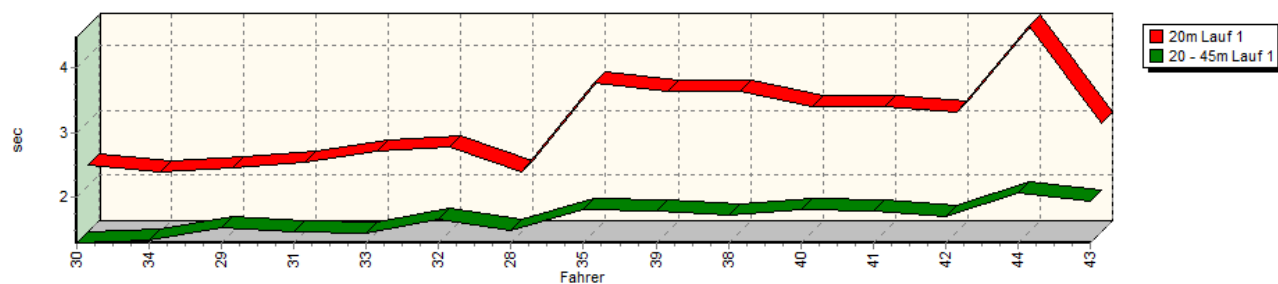


Sektorzeiten & Speeds - Rennen - Gruppe N/CTC/CTG/F

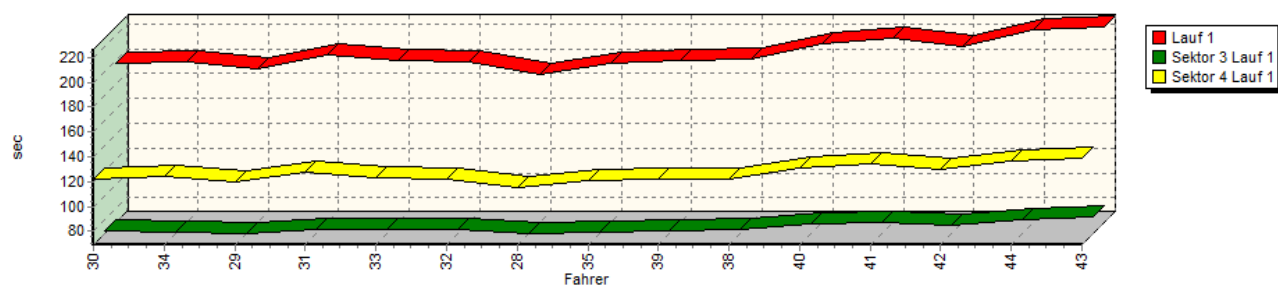
Speed-Diagramm Lauf 1



Sektor-Diagramm (Start) Lauf 1

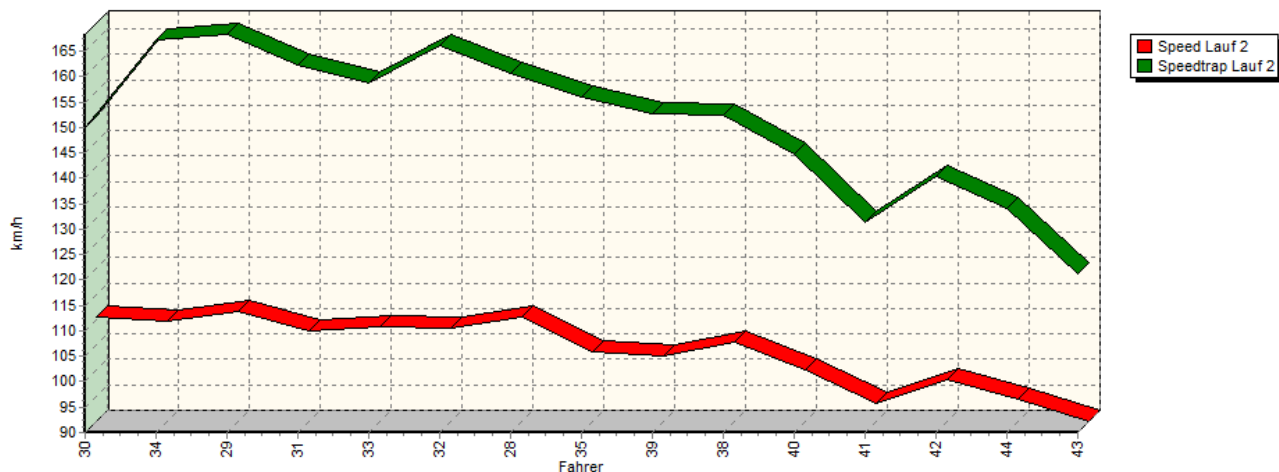


Sektor-Diagramm (Rest) Lauf 1

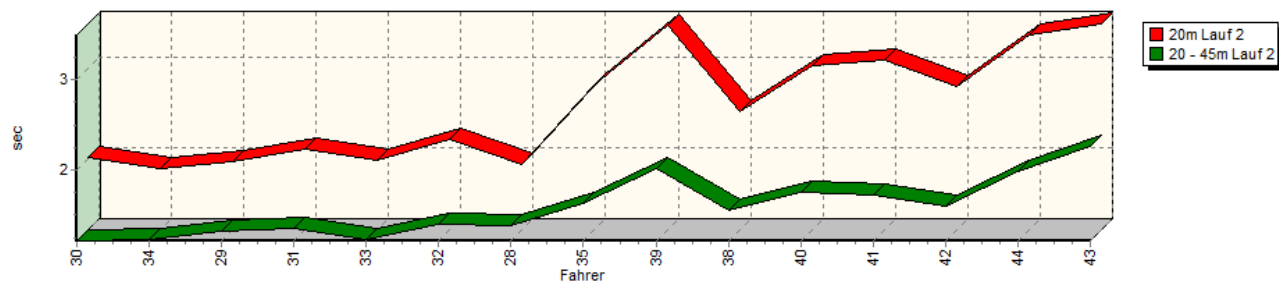


Sektorzeiten & Speeds - Rennen - Gruppe N/CTC/CTG/F

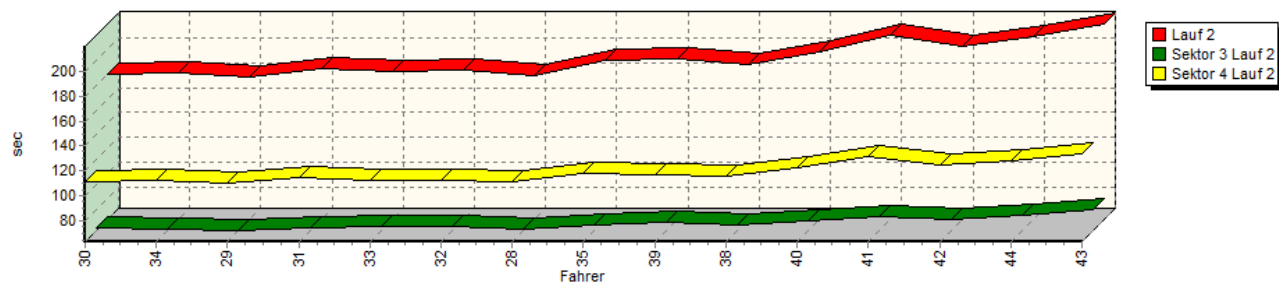
Speed-Diagramm Lauf 2



Sektor-Diagramm (Start) Lauf 2



Sektor-Diagramm (Rest) Lauf 2

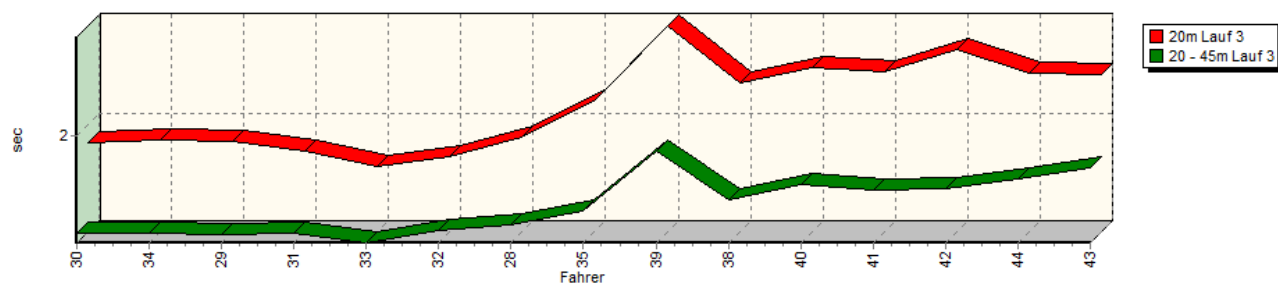


Sektorzeiten & Speeds - Rennen - Gruppe N/CTC/CTG/F

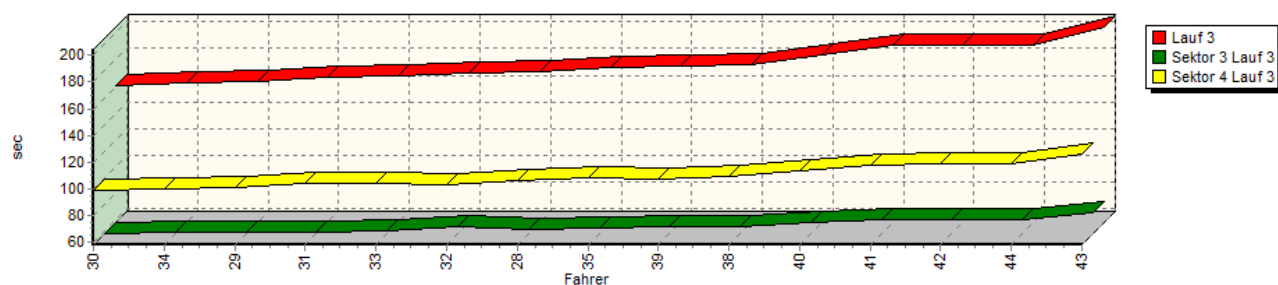
Speed-Diagramm Lauf 3



Sektor-Diagramm (Start) Lauf 3



Sektor-Diagramm (Rest) Lauf 3



Rg.	Nr.	Sektor 1 (20m)	Sektor 2 (20-45m)	Sektor 3	Speed (P22)	Sektor 4	Laufzeit	Speed (Lauf)	
1	30	BRÖKER Lars		Mitsubishi Lancer					
		Lauf 1:	00:02.328	00:01.287	01:11.355	143,89 km/h	02:02.504	03:17.474	100,27 km/h
		Lauf 2:	00:02.020	00:01.224	01:05.063	149,83 km/h	01:51.028	02:59.335	110,41 km/h
		Lauf 3:	00:01.860	00:01.216	00:58.282	182,63 km/h	01:39.168	02:40.526	123,34 km/h

Sektorzeiten & Speeds - Rennen - Gruppe N/CTC/CTG/F

Rg.	Nr.	Sektor 1 (20m)	Sektor 2 (20-45m)	Sektor 3	Speed (P22)	Sektor 4	Laufzeit	Speed (Lauf)
2	34	BICCIATO Rudi Mitsubishi Lancer EVO IX						
		Lauf 1: 00:02.222	00:01.328	01:10.826	148,34 km/h	02:03.692	03:18.068	99,97 km/h
		Lauf 2: 00:01.904	00:01.236	01:04.858	167,18 km/h	01:52.676	03:00.674	109,59 km/h
		Lauf 3: 00:01.878	00:01.215	00:58.912	179,83 km/h	01:40.522	02:42.527	121,83 km/h
3	29	BENES Oskar Mitsubishi Lancer EVO X						
		Lauf 1: 00:02.282	00:01.531	01:09.183	146,47 km/h	01:59.516	03:12.512	102,85 km/h
		Lauf 2: 00:01.979	00:01.328	01:03.327	168,31 km/h	01:50.542	02:57.176	111,75 km/h
		Lauf 3: 00:01.871	00:01.208	00:58.939	181,71 km/h	01:41.190	02:43.208	121,32 km/h
4	31	SAJLEROVÁ Gabriela Mitsubishi Lancer EVO X						
		Lauf 1: 00:02.356	00:01.454	01:12.323	137,19 km/h	02:07.720	03:23.853	97,13 km/h
		Lauf 2: 00:02.113	00:01.363	01:06.098	162,26 km/h	01:54.313	03:03.887	107,67 km/h
		Lauf 3: 00:01.788	00:01.218	00:59.451	179,39 km/h	01:44.347	02:46.804	118,70 km/h
5	33	JERMAN Martin Mitsubishi Lancer EVO IX						
		Lauf 1: 00:02.529	00:01.435	01:12.148	137,42 km/h	02:03.360	03:19.472	99,26 km/h
		Lauf 2: 00:01.985	00:01.235	01:06.334	158,69 km/h	01:52.739	03:02.293	108,62 km/h
		Lauf 3: 00:01.663	00:01.142	01:00.741	178,28 km/h	01:44.241	02:47.787	118,01 km/h
6	32	SAJLER Filip Mitsubishi Lancer EVO X						
		Lauf 1: 00:02.595	00:01.646	01:12.091	142,36 km/h	02:01.752	03:18.084	99,96 km/h
		Lauf 2: 00:02.222	00:01.405	01:06.396	166,17 km/h	01:52.698	03:02.721	108,36 km/h
		Lauf 3: 00:01.750	00:01.238	01:03.025	170,14 km/h	01:43.637	02:49.650	116,71 km/h
7	28	BENESOVA Dominika Mitsubishi Lancer EVO X						
		Lauf 1: 00:02.206	00:01.473	01:09.188	159,42 km/h	01:55.783	03:08.650	104,96 km/h
		Lauf 2: 00:01.936	00:01.385	01:04.891	160,59 km/h	01:50.927	02:59.139	110,53 km/h
		Lauf 3: 00:01.897	00:01.289	01:01.649	176,97 km/h	01:46.103	02:50.938	115,83 km/h
8	35	STOLL Jochen Peugeot 306 S 16						
		Lauf 1: 00:03.590	00:01.801	01:10.738	153,42 km/h	02:00.664	03:16.793	100,61 km/h
		Lauf 2: 00:02.809	00:01.639	01:08.028	155,93 km/h	01:58.231	03:10.707	103,82 km/h
		Lauf 3: 00:02.188	00:01.396	01:02.262	160,49 km/h	01:47.894	02:53.740	113,96 km/h
9	39	LESSER Daniel Honda Civic Type R						
		Lauf 1: 00:03.468	00:01.773	01:11.807	150,56 km/h	02:01.934	03:18.982	99,51 km/h
		Lauf 2: 00:03.474	00:02.026	01:09.510	152,72 km/h	01:57.435	03:12.445	102,89 km/h
		Lauf 3: 00:02.794	00:01.878	01:03.195	158,44 km/h	01:47.649	02:55.516	112,81 km/h
10	38	ORTH Patrick Golf GTI 16V						
		Lauf 1: 00:03.464	00:01.725	01:12.772	146,86 km/h	02:02.509	03:20.470	98,77 km/h
		Lauf 2: 00:02.520	00:01.563	01:07.415	152,55 km/h	01:56.143	03:07.641	105,52 km/h
		Lauf 3: 00:02.339	00:01.490	01:03.811	150,82 km/h	01:48.938	02:56.578	112,13 km/h
11	40	NEU Kai Ford Focus						
		Lauf 1: 00:03.237	00:01.806	01:16.588	128,72 km/h	02:11.022	03:32.653	93,11 km/h
		Lauf 2: 00:03.033	00:01.763	01:10.701	144,64 km/h	02:02.231	03:17.728	100,14 km/h
		Lauf 3: 00:02.459	00:01.610	01:06.226	147,66 km/h	01:53.589	03:03.884	107,68 km/h
12	41	LINNEMEYER Thomas VW Golf II GTI 16V						
		Lauf 1: 00:03.218	00:01.776	01:18.449	128,48 km/h	02:13.800	03:37.243	91,14 km/h
		Lauf 2: 00:03.082	00:01.733	01:14.796	131,48 km/h	02:11.758	03:31.369	93,68 km/h
		Lauf 3: 00:02.430	00:01.568	01:08.313	141,56 km/h	01:58.192	03:10.503	103,94 km/h
13	42	FECHTER Jürgen VW Scirocco						
		Lauf 1: 00:03.150	00:01.698	01:15.451	135,73 km/h	02:10.118	03:30.417	94,10 km/h
		Lauf 2: 00:02.797	00:01.610	01:12.395	140,38 km/h	02:04.810	03:21.612	98,21 km/h
		Lauf 3: 00:02.608	00:01.575	01:08.392	142,81 km/h	01:58.395	03:10.970	103,68 km/h

Sektorzeiten & Speeds - Rennen - Gruppe N/CTC/CTG/F

Rg.	Nr.		Sektor 1 (20m)	Sektor 2 (20-45m)	Sektor 3	Speed (P22)	Sektor 4	Laufzeit	Speed (Lauf)
14	44	ALTMANN Dieter		Peugeot 205 Rallye					
		Lauf 1:	00:04.479	00:02.074	01:20.812	127,75 km/h	02:16.427	03:43.792	88,47 km/h
		Lauf 2:	00:03.358	00:01.981	01:15.555	134,14 km/h	02:08.660	03:29.554	94,49 km/h
		Lauf 3:	00:02.410	00:01.656	01:08.574	139,44 km/h	01:58.703	03:11.343	103,48 km/h
15	43	ZEITZ Ulrich		Peugeot 106 Rallye					
		Lauf 1:	00:02.967	00:01.929	01:23.185	116,33 km/h	02:18.364	03:46.445	87,44 km/h
		Lauf 2:	00:03.487	00:02.257	01:19.956	121,16 km/h	02:14.290	03:39.990	90,00 km/h
		Lauf 3:	00:02.407	00:01.750	01:13.898	131,03 km/h	02:06.392	03:24.447	96,85 km/h